



Toowoomba QLD Professional

Race 5: MORT & CO BENCHMARK 60 Handicap - 1625m

21 December 2024 - 18:43



Track Rating: Good 3, Weather: Fine, Rail Position: +3m Entire

| Section | | Overall | 1400m | 1200m | 1000m | 800m | 600m | 400m | Last 600m | | | | |
|-------------|---|----------------------|----------------------|----------------------|--------------------------|--------------------------|--------------------------|--------------------------|--------------------------|--------------------------|--------------------------|---------|------------------------|
| Field Times | | 1:39.39 (0:15.29) | 1:24.10 (0:11.30) | 1:12.80 (0:11.38) | 1:01.42 (0:12.09) | 0:49.33 (0:12.80) | 0:36.53 (0:12.47) | 0:24.06 (0:11.98) | 0:36.53 | | | | |
| Rank | TAB Horse/Jockey | Barrier | Top Speed [km/h] | Fastest Section | | | | | | | | | Distance Travelled [m] |
| 1 | 5 CONEY ISLAND BABY Jason Taylor | 7 | 67.2 | 0:10.94 | 1:39.39 [1] (0:15.65) | 1:23.74 [3] (0:10.94) | 1:12.80 [1] (0:11.53) | 1:01.27 [2] (0:12.13) | 0:49.14 [2] (0:12.61) | 0:36.53 [1] (0:12.47) | 0:24.06 [1] (0:11.98) | 0:36.53 | |
| 2 | 3 KOZANI Chelsea Baker | 3 | 67.1 | 0:11.38 | 1:39.77 [2] (0:15.63) | 1:24.14 [2] (0:11.38) | 1:12.76 [4] (0:11.53) | 1:01.23 [4] (0:12.03) | 0:49.20 [3] (0:12.63) | 0:36.57 [3] (0:12.42) | 0:24.15 [5] (0:12.00) | 0:36.57 | +4 |
| 3 | 6 READY AND LUCKY Les Tilley | 5 | 69.2 | 0:11.44 | 1:39.88 [3] (0:15.29) | 1:24.59 [1] (0:11.44) | 1:13.15 [2] (0:11.58) | 1:01.57 [3] (0:12.27) | 0:49.30 [4] (0:12.72) | 0:36.58 [4] (0:12.14) | 0:24.44 [3] (0:12.03) | 0:36.58 | +6 |
| 4 | 8 JORUM Montanna Savva | 8 | 68.0 | 0:11.19 | 1:40.22 [4] (0:15.95) | 1:24.27 [7] (0:11.19) | 1:13.08 [5] (0:11.45) | 1:01.63 [5] (0:12.11) | 0:49.52 [5] (0:12.64) | 0:36.88 [5] (0:12.25) | 0:24.63 [4] (0:12.27) | 0:36.88 | +6 |
| 5 | 2 ARCHER'S GAME Liv O'Donnell | 9 | 66.4 | 0:11.45 | 1:40.30 [5] (0:15.93) | 1:24.37 [6] (0:11.45) | 1:12.92 [7] (0:11.51) | 1:01.41 [7] (0:12.08) | 0:49.33 [7] (0:12.68) | 0:36.65 [8] (0:12.21) | 0:24.44 [8] (0:12.14) | 0:36.65 | +9 |
| 6 | 10 MOTION SENSOR Georgina Cartwright | 2 | 66.6 | 0:11.32 | 1:40.42 [6] (0:15.89) | 1:24.53 [5] (0:11.32) | 1:13.21 [6] (0:11.57) | 1:01.64 [6] (0:12.00) | 0:49.64 [6] (0:12.60) | 0:37.04 [6] (0:12.43) | 0:24.61 [7] (0:12.11) | 0:37.04 | +0 |
| 7 | 1 MOORABINDA MICK Amy Graham | 4 | 68.0 | 0:10.93 | 1:40.43 [7] (0:15.81) | 1:24.62 [4] (0:10.93) | 1:13.69 [3] (0:11.23) | 1:02.46 [1] (0:12.09) | 0:50.37 [1] (0:12.81) | 0:37.56 [2] (0:12.53) | 0:25.03 [2] (0:12.31) | 0:37.56 | -6 |
| 8 | 7 ZOUWALER Nathan Fazackerley | 6 | 67.1 | 0:11.30 | 1:40.61 [8] (0:16.14) | 1:24.47 [8] (0:11.30) | 1:13.17 [8] (0:11.58) | 1:01.59 [8] (0:12.15) | 0:49.44 [8] (0:12.32) | 0:37.12 [7] (0:12.16) | 0:24.96 [6] (0:12.29) | 0:37.12 | +13 |
| 9 | 9 SUNBEAM LEGEND Dylan Bennett | 1 | 66.2 | 0:11.30 | 1:40.71 [9] (0:16.23) | 1:24.48 [9] (0:11.30) | 1:13.18 [9] (0:11.69) | 1:01.49 [9] (0:11.95) | 0:49.54 [9] (0:12.56) | 0:36.98 [9] (0:12.30) | 0:24.68 [9] (0:12.21) | 0:36.98 | -1 |

Scratched: Witch Day (#11), Pauji Power (#12), Saint Martin (#13), Goin' Skitz (#14), Pireonti (#4)

[] Ranking at each section and finish
 -:-:- No data available at this section
 NA No data available

SCN Saddle cloth number
 DNF Did not finish
 DNT Did not track



Toowoomba QLD Professional

Race 5: MORT & CO BENCHMARK 60 Handicap - 1625m

21 December 2024 - 18:43



Track Rating: Good 3, Weather: Fine, Rail Position: +3m Entire

| Section | | | | | | | 200m | | | Last 600m |
|-------------|-----|---|---------|------------------|--------------------------|--------------------------|---------|--|---------|------------------------|
| Field Times | | | | | | | 0:12.08 | | | 0:36.53 |
| | | | | | | | | | | |
| Rank | TAB | Horse/Jockey | Barrier | Top Speed [km/h] | Fastest Section | Margin | | | | Distance Travelled [m] |
| 1 | 5 | CONEY ISLAND BABY Jason Taylor | 7 | 67.2 | 0:10.94 Overall 1400m | 0:12.08 [1] (0:12.08) | 1:39.39 | | 0:36.53 | |
| 2 | 3 | KOZANI Chelsea Baker | 3 | 67.1 | 0:11.38 Overall 1400m | 0:12.15 [3] (0:12.15) | 2.3L | | 0:36.57 | +4 |
| 3 | 6 | READY AND LUCKY Les Tilley | 5 | 69.2 | 0:11.44 Overall 1400m | 0:12.41 [2] (0:12.41) | 2.8L | | 0:36.58 | +6 |
| 4 | 8 | JORUM Montanna Savva | 8 | 68.0 | 0:11.19 Overall 1400m | 0:12.36 [5] (0:12.36) | 4.6L | | 0:36.88 | +6 |
| 5 | 2 | ARCHER'S GAME Liv O'Donnell | 9 | 66.4 | 0:11.45 Overall 1400m | 0:12.30 [8] (0:12.30) | 5L | | 0:36.65 | +9 |
| 6 | 10 | MOTION SENSOR Georgina Cartwright | 2 | 66.6 | 0:11.32 Overall 1400m | 0:12.50 [6] (0:12.50) | 5.5L | | 0:37.04 | +0 |
| 7 | 1 | MOORABINDA MICK Amy Graham | 4 | 68.0 | 0:10.93 Overall 1400m | 0:12.72 [4] (0:12.72) | 5.6L | | 0:37.56 | -6 |
| 8 | 7 | ZOUWALER Nathan Fazackerley | 6 | 67.1 | 0:11.30 1400m 1400m | 0:12.67 [7] (0:12.67) | 6.6L | | 0:37.12 | +13 |
| 9 | 9 | SUNBEAM LEGEND Dylan Bennett | 1 | 66.2 | 0:11.30 Overall 1400m | 0:12.47 [9] (0:12.47) | 7.1L | | 0:36.98 | -1 |

Scratched: Witch Day (#11), Pauji Power (#12), Saint Martin (#13), Goin' Skitz (#14), Pireonti (#4)

[] Ranking at each section and finish
 -:-:- No data available at this section
 NA No data available

SCN Saddle cloth number
 DNF Did not finish
 DNT Did not track



| | |
|--------------------------------|-------------------|
| Horse/Jockey Name | Coney Island Baby |
| Final Rank | 1 |
| Fastest Section Time (Section) | 0:10.94 (1400m) |
| Top Speed [km/h] (Section) | 67.2 (Overall) |
| Race State | Finished |



Toowoomba QLD Professional

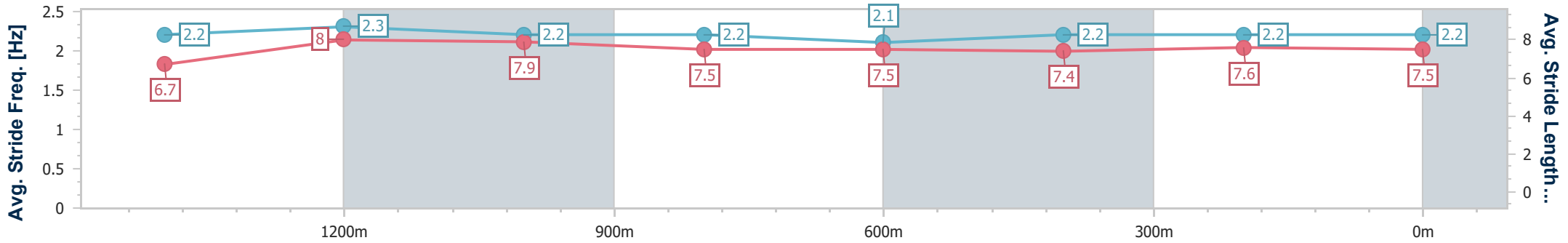
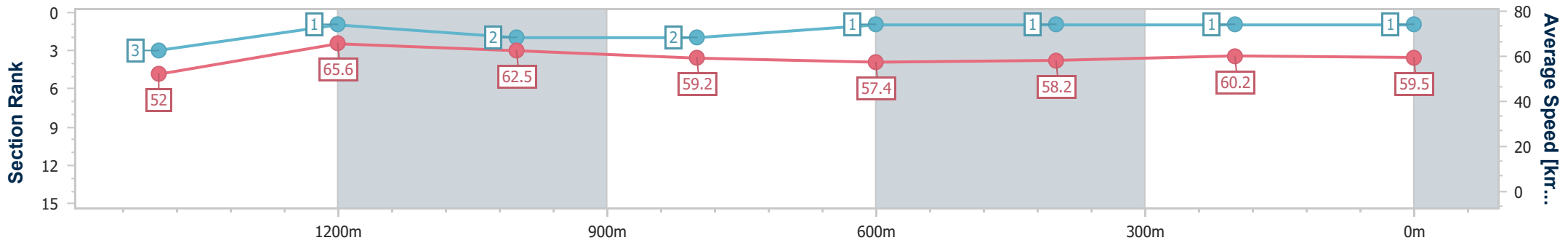
Race 5: MORT & CO BENCHMARK 60 Handicap - 1625m

21 December 2024 - 18:43



Track Rating: Good 3, Weather: Fine, Rail Position: +3m Entire

| Section | Overall | 1400m | 1200m | 1000m | 800m | 600m | 400m | 200m |
|------------------------|--------------------------|--------------------------|--------------------------|--------------------------|--------------------------|--------------------------|--------------------------|--------------------------|
| Section Times | 1:39.39 [1] (0:15.65) | 1:23.74 [3] (0:10.94) | 1:12.80 [1] (0:11.53) | 1:01.27 [2] (0:12.13) | 0:49.14 [2] (0:12.61) | 0:36.53 [1] (0:12.47) | 0:24.06 [1] (0:11.98) | 0:12.08 [1] (0:12.08) |
| Average Speed [km/h] | 52.0 | 65.6 | 62.5 | 59.2 | 57.4 | 58.2 | 60.2 | 59.5 |
| Top Speed [km/h] | 67.2 | 66.3 | 63.4 | 60.4 | 58.4 | 59.7 | 60.5 | 59.9 |
| Avg. Dist. to Rail [m] | 5.0 | 0.7 | 1.1 | 0.3 | 1.3 | 1.6 | 0.6 | 1.2 |
| Avg. Stride Freq. [Hz] | 2.2 | 2.3 | 2.2 | 2.2 | 2.1 | 2.2 | 2.2 | 2.2 |
| Avg. Stride Length [m] | 6.7 | 8.0 | 7.9 | 7.5 | 7.5 | 7.4 | 7.6 | 7.5 |



- [] Ranking at each section and finish
- .-.- No data available at this section
- NA No data available



| | |
|--------------------------------|-----------------|
| Horse/Jockey Name | Kozani |
| Final Rank | 2 |
| Fastest Section Time (Section) | 0:11.38 (1400m) |
| Top Speed [km/h] (Section) | 67.1 (Overall) |
| Race State | Finished |



Toowoomba QLD Professional

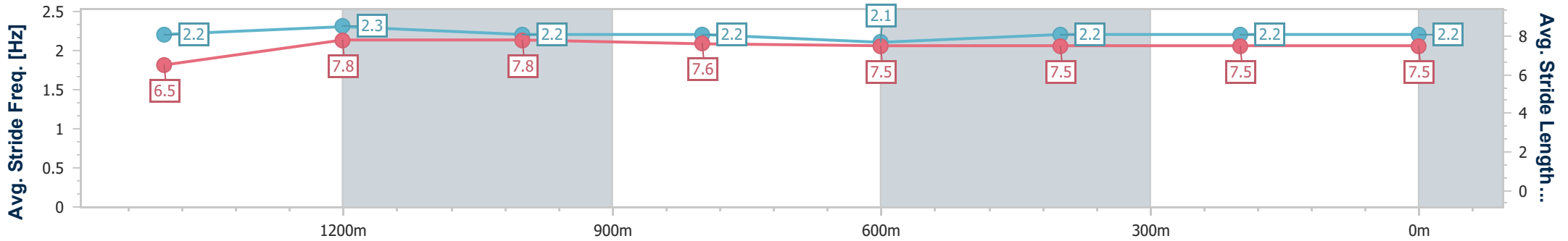
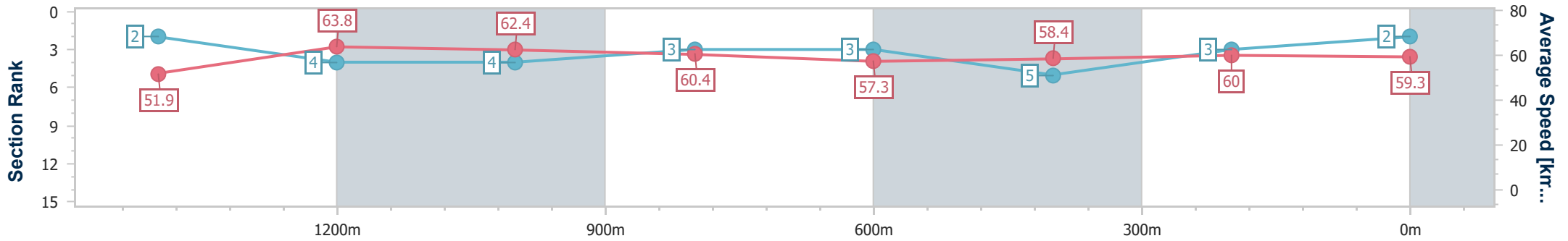
Race 5: MORT & CO BENCHMARK 60 Handicap - 1625m

21 December 2024 - 18:43



Track Rating: Good 3, Weather: Fine, Rail Position: +3m Entire

| Section | Overall | 1400m | 1200m | 1000m | 800m | 600m | 400m | 200m | | | | | |
|------------------------|--------------------------|--------------------------|--------------------------|--------------------------|--------------------------|--------------------------|--------------------------|--------------------------|--|--|--|--|--|
| Section Times | 1:39.77 [2] (0:15.63) | 1:24.14 [2] (0:11.38) | 1:12.76 [4] (0:11.53) | 1:01.23 [4] (0:12.03) | 0:49.20 [3] (0:12.63) | 0:36.57 [3] (0:12.42) | 0:24.15 [5] (0:12.00) | 0:12.15 [3] (0:12.15) | | | | | |
| Average Speed [km/h] | 51.9 | 63.8 | 62.4 | 60.4 | 57.3 | 58.4 | 60.0 | 59.3 | | | | | |
| Top Speed [km/h] | 67.1 | 66.6 | 63.4 | 62.8 | 59.0 | 59.7 | 60.9 | 59.7 | | | | | |
| Avg. Dist. to Rail [m] | 3.3 | 1.0 | 2.4 | 2.3 | 1.9 | 1.1 | 0.2 | 0.9 | | | | | |
| Avg. Stride Freq. [Hz] | 2.2 | 2.3 | 2.2 | 2.2 | 2.1 | 2.2 | 2.2 | 2.2 | | | | | |
| Avg. Stride Length [m] | 6.5 | 7.8 | 7.8 | 7.6 | 7.5 | 7.5 | 7.5 | 7.5 | | | | | |



- [] Ranking at each section and finish
- .-.- No data available at this section
- NA No data available



| | |
|--------------------------------|-----------------|
| Horse/Jockey Name | Ready And Lucky |
| Final Rank | 3 |
| Fastest Section Time (Section) | 0:11.44 (1400m) |
| Top Speed [km/h] (Section) | 69.2 (Overall) |
| Race State | Finished |



Toowoomba QLD Professional

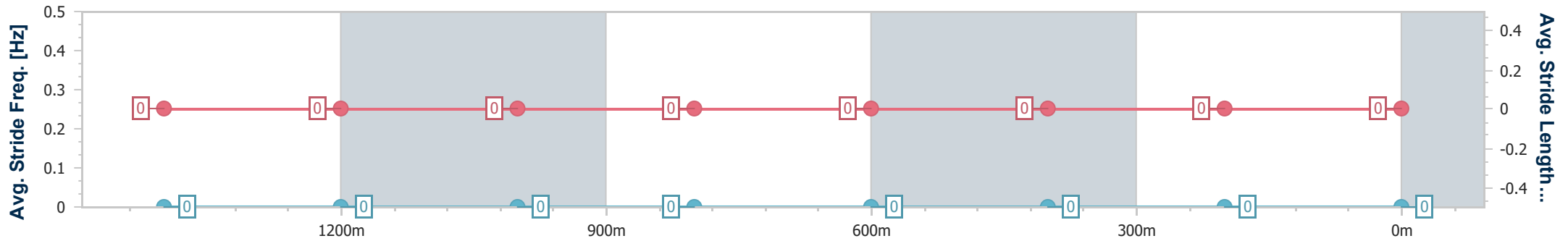
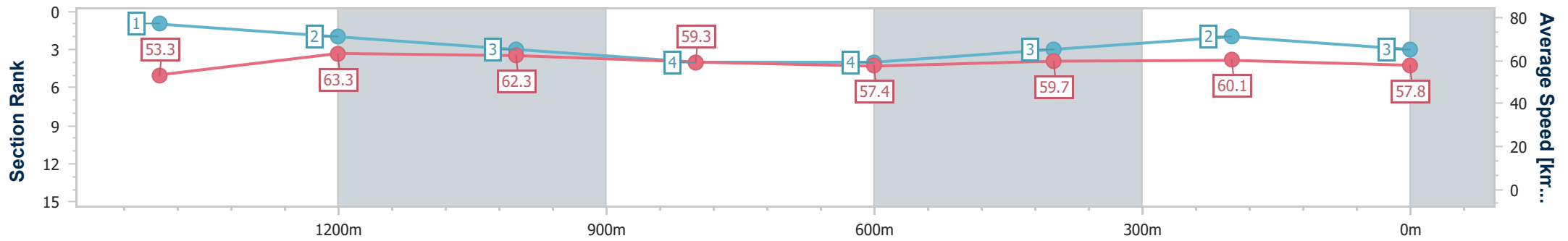
Race 5: MORT & CO BENCHMARK 60 Handicap - 1625m

21 December 2024 - 18:43

Track Rating: Good 3, Weather: Fine, Rail Position: +3m Entire



| Section | Overall | 1400m | 1200m | 1000m | 800m | 600m | 400m | 200m | | | | | |
|------------------------|--------------------------|--------------------------|--------------------------|--------------------------|--------------------------|--------------------------|--------------------------|--------------------------|--|--|--|--|--|
| Section Times | 1:39.88 [3] (0:15.29) | 1:24.59 [1] (0:11.44) | 1:13.15 [2] (0:11.58) | 1:01.57 [3] (0:12.27) | 0:49.30 [4] (0:12.72) | 0:36.58 [4] (0:12.14) | 0:24.44 [3] (0:12.03) | 0:12.41 [2] (0:12.41) | | | | | |
| Average Speed [km/h] | 53.3 | 63.3 | 62.3 | 59.3 | 57.4 | 59.7 | 60.1 | 57.8 | | | | | |
| Top Speed [km/h] | 69.2 | 66.3 | 62.9 | 62.0 | 59.2 | 60.9 | 61.0 | 59.8 | | | | | |
| Avg. Dist. to Rail [m] | 4.3 | 0.8 | 1.3 | 2.4 | 3.5 | 1.3 | 0.7 | 0.3 | | | | | |
| Avg. Stride Freq. [Hz] | --- | --- | --- | --- | --- | --- | --- | --- | | | | | |
| Avg. Stride Length [m] | --- | --- | --- | --- | --- | --- | --- | --- | | | | | |



- [] Ranking at each section and finish
- No data available at this section
- NA No data available



| | |
|--------------------------------|-----------------|
| Horse/Jockey Name | Jorum |
| Final Rank | 4 |
| Fastest Section Time (Section) | 0:11.19 (1400m) |
| Top Speed [km/h] (Section) | 68.0 (Overall) |
| Race State | Finished |



Toowoomba QLD Professional

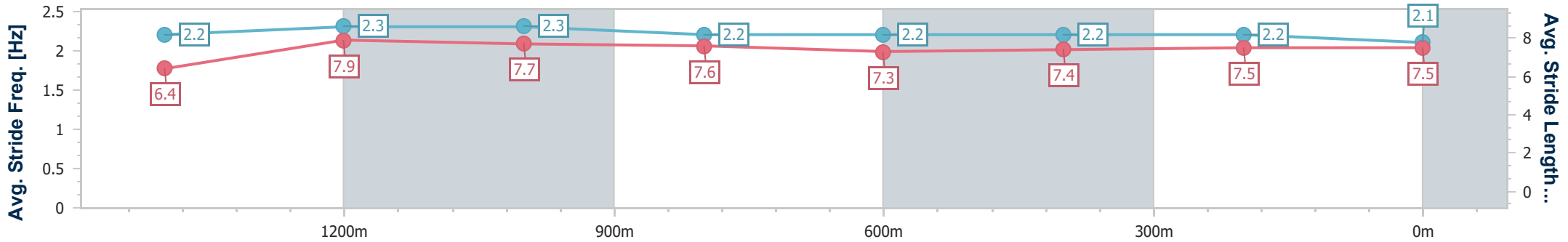
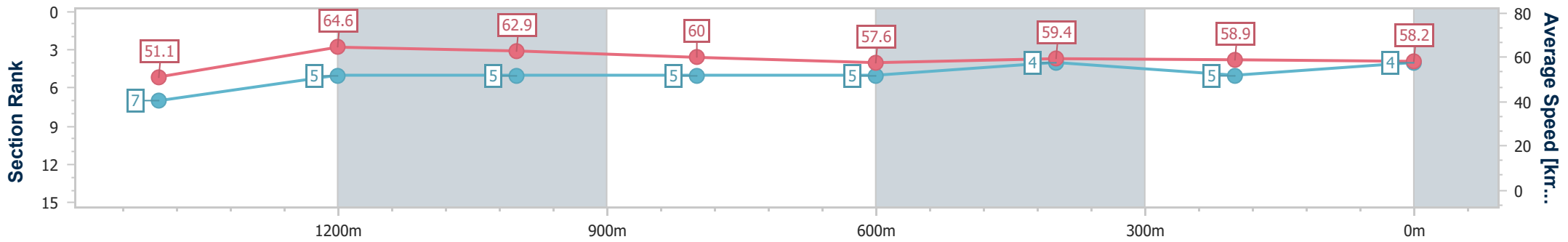
Race 5: MORT & CO BENCHMARK 60 Handicap - 1625m

21 December 2024 - 18:43



Track Rating: Good 3, Weather: Fine, Rail Position: +3m Entire

| Section | Overall | 1400m | 1200m | 1000m | 800m | 600m | 400m | 200m |
|------------------------|--------------------------|--------------------------|--------------------------|--------------------------|--------------------------|--------------------------|--------------------------|--------------------------|
| Section Times | 1:40.22 [4] (0:15.95) | 1:24.27 [7] (0:11.19) | 1:13.08 [5] (0:11.45) | 1:01.63 [5] (0:12.11) | 0:49.52 [5] (0:12.64) | 0:36.88 [5] (0:12.25) | 0:24.63 [4] (0:12.27) | 0:12.36 [5] (0:12.36) |
| Average Speed [km/h] | 51.1 | 64.6 | 62.9 | 60.0 | 57.6 | 59.4 | 58.9 | 58.2 |
| Top Speed [km/h] | 68.0 | 67.7 | 63.6 | 62.3 | 60.6 | 60.3 | 59.3 | 59.1 |
| Avg. Dist. to Rail [m] | 4.9 | 1.2 | 2.5 | 2.7 | 2.8 | 1.6 | 1.2 | 1.0 |
| Avg. Stride Freq. [Hz] | 2.2 | 2.3 | 2.3 | 2.2 | 2.2 | 2.2 | 2.2 | 2.1 |
| Avg. Stride Length [m] | 6.4 | 7.9 | 7.7 | 7.6 | 7.3 | 7.4 | 7.5 | 7.5 |



- [] Ranking at each section and finish
- .-.- No data available at this section
- NA No data available



| | |
|--------------------------------|-----------------|
| Horse/Jockey Name | Archer's Game |
| Final Rank | 5 |
| Fastest Section Time (Section) | 0:11.45 (1400m) |
| Top Speed [km/h] (Section) | 66.4 (Overall) |
| Race State | Finished |



Toowoomba QLD Professional

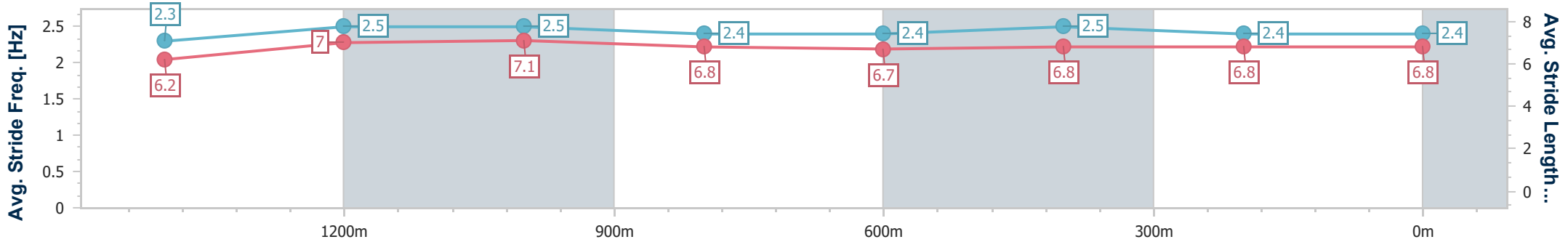
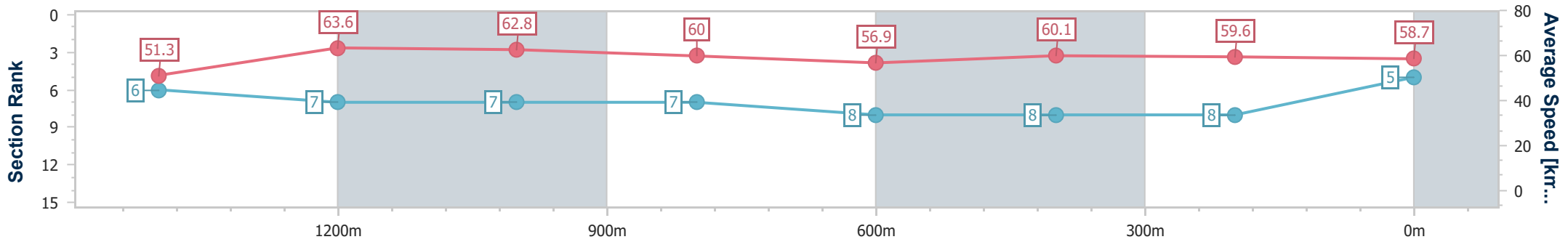
Race 5: MORT & CO BENCHMARK 60 Handicap - 1625m

21 December 2024 - 18:43



Track Rating: Good 3, Weather: Fine, Rail Position: +3m Entire

| Section | Overall | 1400m | 1200m | 1000m | 800m | 600m | 400m | 200m |
|------------------------|--------------------------|--------------------------|--------------------------|--------------------------|--------------------------|--------------------------|--------------------------|--------------------------|
| Section Times | 1:40.30 [5] (0:15.93) | 1:24.37 [6] (0:11.45) | 1:12.92 [7] (0:11.51) | 1:01.41 [7] (0:12.08) | 0:49.33 [7] (0:12.68) | 0:36.65 [8] (0:12.21) | 0:24.44 [8] (0:12.14) | 0:12.30 [8] (0:12.30) |
| Average Speed [km/h] | 51.3 | 63.6 | 62.8 | 60.0 | 56.9 | 60.1 | 59.6 | 58.7 |
| Top Speed [km/h] | 66.4 | 65.0 | 64.3 | 61.8 | 61.7 | 61.8 | 61.9 | 59.3 |
| Avg. Dist. to Rail [m] | 6.1 | 2.1 | 2.0 | 1.5 | 2.1 | 2.8 | 2.1 | 2.6 |
| Avg. Stride Freq. [Hz] | 2.3 | 2.5 | 2.5 | 2.4 | 2.4 | 2.5 | 2.4 | 2.4 |
| Avg. Stride Length [m] | 6.2 | 7.0 | 7.1 | 6.8 | 6.7 | 6.8 | 6.8 | 6.8 |



- [] Ranking at each section and finish
- .-.- No data available at this section
- NA No data available



| | |
|--------------------------------|-----------------|
| Horse/Jockey Name | Motion Sensor |
| Final Rank | 6 |
| Fastest Section Time (Section) | 0:11.32 (1400m) |
| Top Speed [km/h] (Section) | 66.6 (Overall) |
| Race State | Finished |



Toowoomba QLD Professional

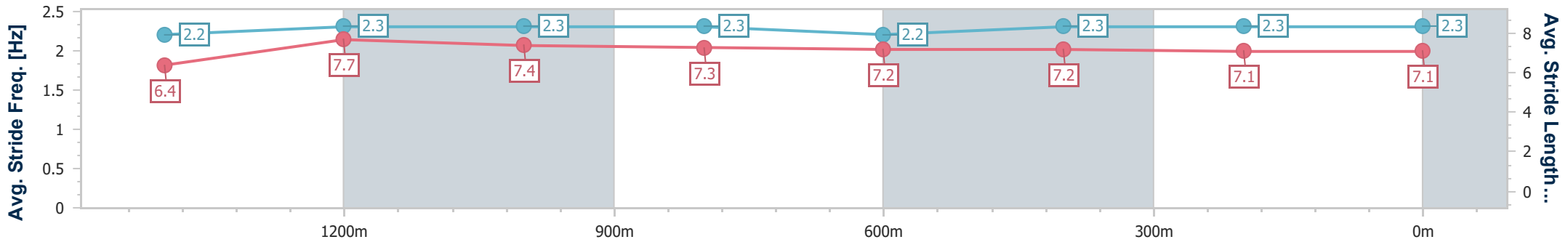
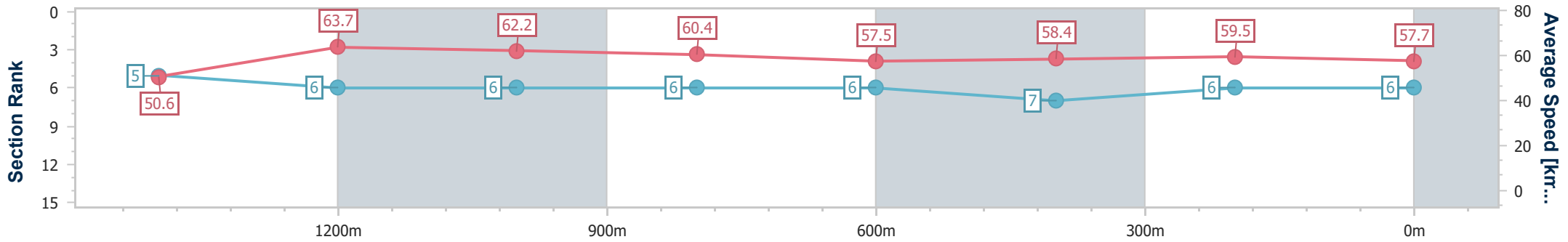
Race 5: MORT & CO BENCHMARK 60 Handicap - 1625m

21 December 2024 - 18:43



Track Rating: Good 3, Weather: Fine, Rail Position: +3m Entire

| Section | Overall | 1400m | 1200m | 1000m | 800m | 600m | 400m | 200m |
|------------------------|--------------------------|--------------------------|--------------------------|--------------------------|--------------------------|--------------------------|--------------------------|--------------------------|
| Section Times | 1:40.42 [6] (0:15.89) | 1:24.53 [5] (0:11.32) | 1:13.21 [6] (0:11.57) | 1:01.64 [6] (0:12.00) | 0:49.64 [6] (0:12.60) | 0:37.04 [6] (0:12.43) | 0:24.61 [7] (0:12.11) | 0:12.50 [6] (0:12.50) |
| Average Speed [km/h] | 50.6 | 63.7 | 62.2 | 60.4 | 57.5 | 58.4 | 59.5 | 57.7 |
| Top Speed [km/h] | 66.6 | 65.6 | 63.1 | 63.1 | 60.8 | 59.8 | 60.8 | 58.5 |
| Avg. Dist. to Rail [m] | 3.0 | 1.9 | 2.8 | 1.9 | 1.8 | 1.3 | 0.4 | 0.7 |
| Avg. Stride Freq. [Hz] | 2.2 | 2.3 | 2.3 | 2.3 | 2.2 | 2.3 | 2.3 | 2.3 |
| Avg. Stride Length [m] | 6.4 | 7.7 | 7.4 | 7.3 | 7.2 | 7.2 | 7.1 | 7.1 |



- [] Ranking at each section and finish
- .-.- No data available at this section
- NA No data available



| | |
|--------------------------------|-----------------|
| Horse/Jockey Name | Moorabinda Mick |
| Final Rank | 7 |
| Fastest Section Time (Section) | 0:10.93 (1400m) |
| Top Speed [km/h] (Section) | 68.0 (Overall) |
| Race State | Finished |



Toowoomba QLD Professional

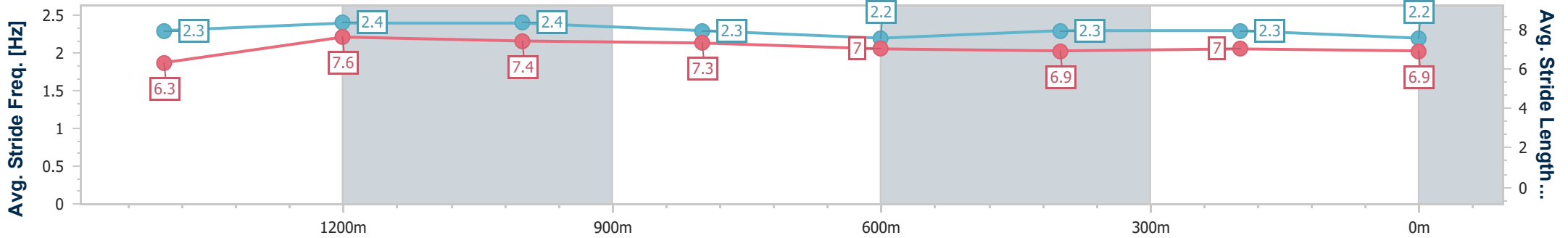
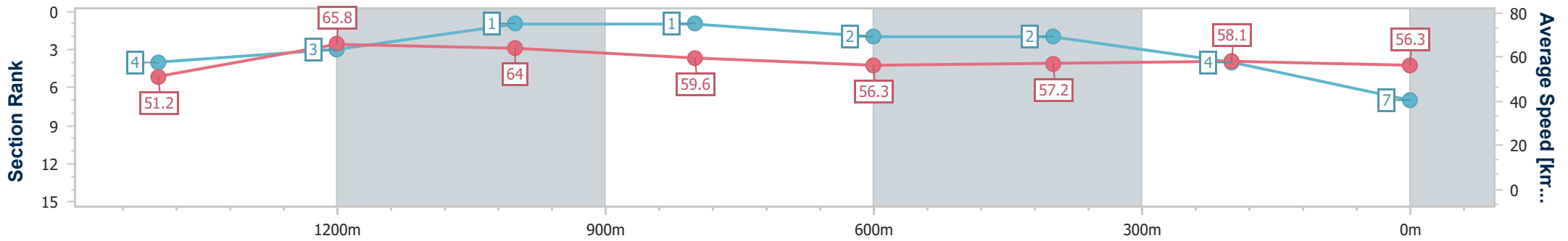
Race 5: MORT & CO BENCHMARK 60 Handicap - 1625m

21 December 2024 - 18:43



Track Rating: Good 3, Weather: Fine, Rail Position: +3m Entire

| Section | Overall | 1400m | 1200m | 1000m | 800m | 600m | 400m | 200m |
|------------------------|--------------------------|--------------------------|--------------------------|--------------------------|--------------------------|--------------------------|--------------------------|--------------------------|
| Section Times | 1:40.43 [7] (0:15.81) | 1:24.62 [4] (0:10.93) | 1:13.69 [3] (0:11.23) | 1:02.46 [1] (0:12.09) | 0:50.37 [1] (0:12.81) | 0:37.56 [2] (0:12.53) | 0:25.03 [2] (0:12.31) | 0:12.72 [4] (0:12.72) |
| Average Speed [km/h] | 51.2 | 65.8 | 64.0 | 59.6 | 56.3 | 57.2 | 58.1 | 56.3 |
| Top Speed [km/h] | 68.0 | 67.6 | 65.4 | 62.0 | 57.1 | 59.4 | 59.0 | 58.1 |
| Avg. Dist. to Rail [m] | 4.1 | 0.9 | 0.6 | 0.3 | 0.4 | 0.8 | 1.6 | 2.2 |
| Avg. Stride Freq. [Hz] | 2.3 | 2.4 | 2.4 | 2.3 | 2.2 | 2.3 | 2.3 | 2.2 |
| Avg. Stride Length [m] | 6.3 | 7.6 | 7.4 | 7.3 | 7.0 | 6.9 | 7.0 | 6.9 |



- [] Ranking at each section and finish
- .-.- No data available at this section
- NA No data available



| | |
|--------------------------------|-----------------|
| Horse/Jockey Name | Zouwaler |
| Final Rank | 8 |
| Fastest Section Time (Section) | 0:11.30 (1400m) |
| Top Speed [km/h] (Section) | 67.1 (1400m) |
| Race State | Finished |



Toowoomba QLD Professional

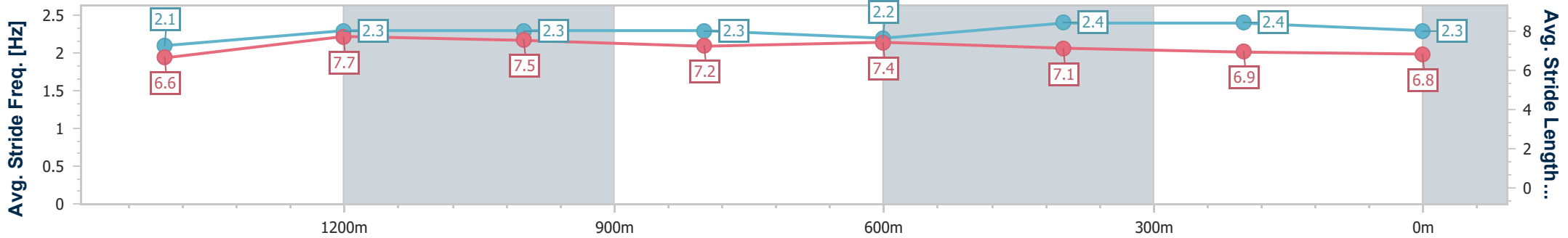
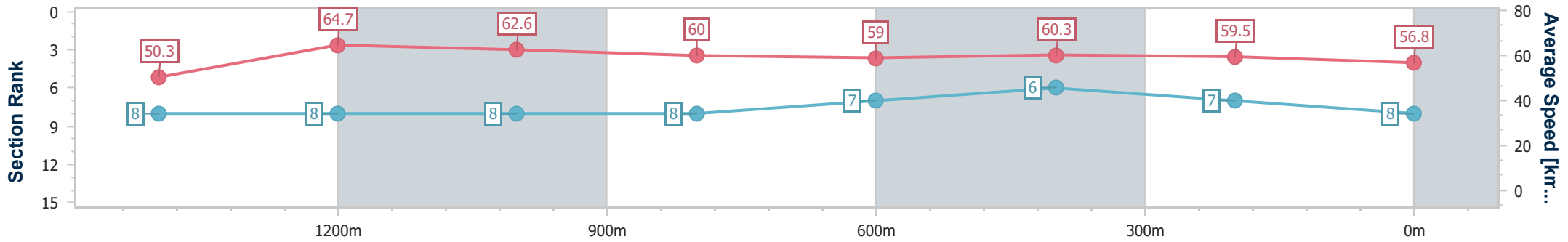
Race 5: MORT & CO BENCHMARK 60 Handicap - 1625m

21 December 2024 - 18:43



Track Rating: Good 3, Weather: Fine, Rail Position: +3m Entire

| Section | Overall | 1400m | 1200m | 1000m | 800m | 600m | 400m | 200m |
|------------------------|--------------------------|--------------------------|--------------------------|--------------------------|--------------------------|--------------------------|--------------------------|--------------------------|
| Section Times | 1:40.61 [8] (0:16.14) | 1:24.47 [8] (0:11.30) | 1:13.17 [8] (0:11.58) | 1:01.59 [8] (0:12.15) | 0:49.44 [8] (0:12.32) | 0:37.12 [7] (0:12.16) | 0:24.96 [6] (0:12.29) | 0:12.67 [7] (0:12.67) |
| Average Speed [km/h] | 50.3 | 64.7 | 62.6 | 60.0 | 59.0 | 60.3 | 59.5 | 56.8 |
| Top Speed [km/h] | 66.2 | 67.1 | 63.5 | 61.4 | 61.9 | 61.4 | 60.3 | 59.0 |
| Avg. Dist. to Rail [m] | 3.8 | 3.1 | 3.5 | 3.1 | 3.2 | 3.5 | 4.3 | 4.1 |
| Avg. Stride Freq. [Hz] | 2.1 | 2.3 | 2.3 | 2.3 | 2.2 | 2.4 | 2.4 | 2.3 |
| Avg. Stride Length [m] | 6.6 | 7.7 | 7.5 | 7.2 | 7.4 | 7.1 | 6.9 | 6.8 |



- [] Ranking at each section and finish
- .-.- No data available at this section
- NA No data available



| | |
|--------------------------------|-----------------|
| Horse/Jockey Name | Sunbeam Legend |
| Final Rank | 9 |
| Fastest Section Time (Section) | 0:11.30 (1400m) |
| Top Speed [km/h] (Section) | 66.2 (Overall) |
| Race State | Finished |



Toowoomba QLD Professional

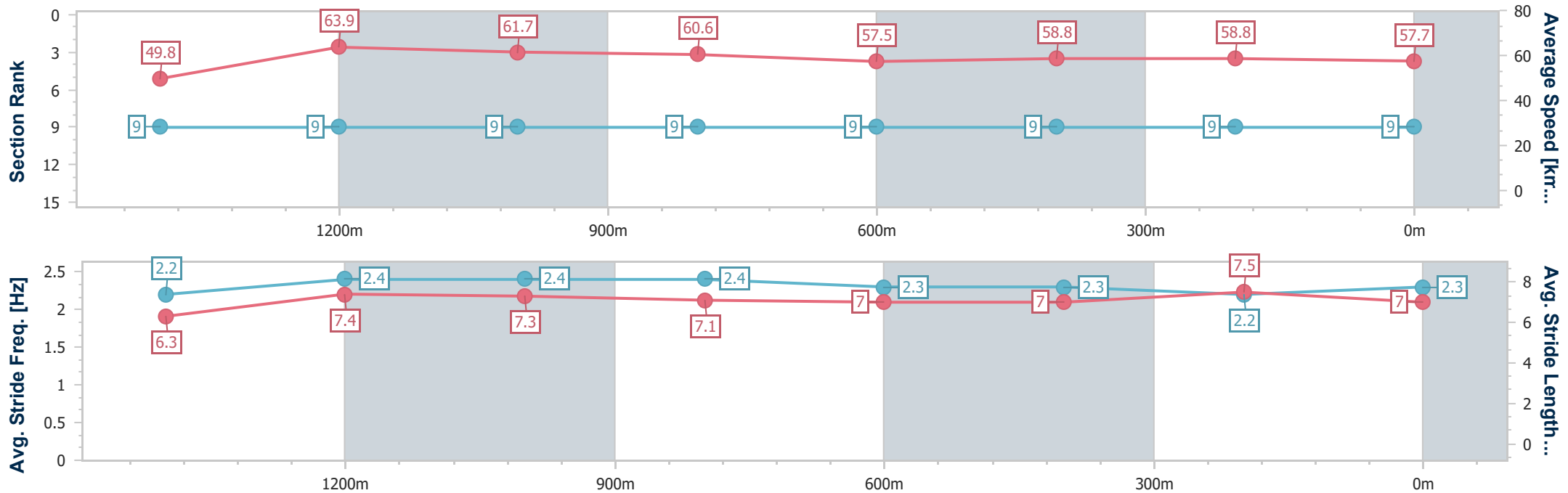
Race 5: MORT & CO BENCHMARK 60 Handicap - 1625m

21 December 2024 - 18:43



Track Rating: Good 3, Weather: Fine, Rail Position: +3m Entire

| Section | Overall | 1400m | 1200m | 1000m | 800m | 600m | 400m | 200m |
|------------------------|--------------------------|--------------------------|--------------------------|--------------------------|--------------------------|--------------------------|--------------------------|--------------------------|
| Section Times | 1:40.71 [9] (0:16.23) | 1:24.48 [9] (0:11.30) | 1:13.18 [9] (0:11.69) | 1:01.49 [9] (0:11.95) | 0:49.54 [9] (0:12.56) | 0:36.98 [9] (0:12.30) | 0:24.68 [9] (0:12.21) | 0:12.47 [9] (0:12.47) |
| Average Speed [km/h] | 49.8 | 63.9 | 61.7 | 60.6 | 57.5 | 58.8 | 58.8 | 57.7 |
| Top Speed [km/h] | 66.2 | 65.7 | 63.3 | 61.9 | 61.0 | 60.4 | 60.3 | 58.3 |
| Avg. Dist. to Rail [m] | 1.5 | 1.0 | 1.9 | 1.2 | 0.4 | 0.8 | 1.0 | 1.6 |
| Avg. Stride Freq. [Hz] | 2.2 | 2.4 | 2.4 | 2.4 | 2.3 | 2.3 | 2.2 | 2.3 |
| Avg. Stride Length [m] | 6.3 | 7.4 | 7.3 | 7.1 | 7.0 | 7.0 | 7.5 | 7.0 |



- [] Ranking at each section and finish
- .-.- No data available at this section
- NA No data available