



# Sunshine Coast QLD Professional

## Race 1: SAMUEL SMITH & SON Maiden Plate - 1000m

22 December 2024 - 12:50



Track Rating: Soft 6, Weather: Fine, Rail Position: +12m Entire

Section											Last 600m		
Field Times		Overall	800m	600m	400m	200m						0:35.32	
		0:59.11 (0:13.09)	0:46.02 (0:10.70)	0:35.32 (0:11.25)	0:24.07 (0:11.59)	0:12.48 (0:12.48)							
Rank	TAB	Horse/Jockey	Barrier	Top Speed [km/h]	Fastest Section	Overall	800m	600m	400m	200m	Margin	Last 600m	Distance Travelled [m]
1	8	BELLE AFFAIR Georgina Cartwright	2	70.5 800m	0:10.60 800m	0:59.11 [1] (0:13.21)	0:45.90 [5] (0:10.60)	0:35.30 [2] (0:11.34)	0:23.96 [2] (0:11.55)	0:12.41 [2] (0:12.41)	0:59.11	0:35.30	
2	1	SAFETY ROPE Shania Willis	1	71.0 Overall	0:10.62 800m	0:59.17 [2] (0:13.17)	0:46.00 [3] (0:10.62)	0:35.38 [1] (0:11.25)	0:24.13 [1] (0:11.59)	0:12.54 [1] (0:12.54)	0.3L	0:35.38	-3
3	5	DAISY'S PRIDE Siobhan Rutledge	10	70.8 800m	0:10.63 800m	0:59.26 [3] (0:14.07)	0:45.19 [10] (0:10.63)	0:34.56 [9] (0:11.38)	0:23.18 [9] (0:11.12)	0:12.06 [5] (0:12.06)	0.7L	0:34.56	+6
4	6	KINOSHITA Morgan Butler	9	70.4 800m	0:10.56 800m	0:59.49 [4] (0:13.49)	0:46.00 [7] (0:10.56)	0:35.44 [5] (0:11.27)	0:24.17 [3] (0:11.66)	0:12.51 [3] (0:12.51)	2L	0:35.44	-2
5	7	SHE'S SO SWANK Anthony Allen	8	68.4 800m	0:10.81 800m	0:59.84 [5] (0:13.40)	0:46.44 [6] (0:10.81)	0:35.63 [6] (0:11.33)	0:24.30 [5] (0:11.53)	0:12.77 [4] (0:12.77)	4L	0:35.63	-1
6	4	MISTER BLAZE Dale Smith	3	68.9 800m	0:10.77 800m	0:59.86 [6] (0:13.79)	0:46.07 [8] (0:10.77)	0:35.30 [8] (0:11.25)	0:24.05 [7] (0:11.53)	0:12.52 [7] (0:12.52)	4.1L	0:35.30	-1
7	2	HANEY Madeleine Wishart	4	69.3 800m	0:10.81 800m	1:00.36 [7] (0:13.19)	0:47.17 [4] (0:10.81)	0:36.36 [4] (0:11.53)	0:24.83 [4] (0:11.70)	0:13.13 [6] (0:13.13)	6.9L	0:36.36	+1
8	12	LUCIFER THE CAT Michael Murphy	6	67.0 800m	0:11.06 800m	1:00.68 [8] (0:13.86)	0:46.82 [9] (0:11.06)	0:35.76 [10] (0:11.52)	0:24.24 [10] (0:11.64)	0:12.60 [9] (0:12.60)	8.7L	0:35.76	+0
9	11	DINOSPHERE Minonette Kennedy	5	68.9 Overall	0:11.15 800m	1:01.79 [9] (0:13.17)	0:48.62 [2] (0:11.15)	0:37.47 [7] (0:11.75)	0:25.72 [8] (0:12.16)	0:13.56 [10] (0:13.56)	15.2L	0:37.47	+4
10	9	BOBBI DARLIN' Erin Molloy	7	70.3 800m	0:10.88 800m	1:01.80 [10] (0:13.09)	0:48.71 [1] (0:10.88)	0:37.83 [3] (0:11.76)	0:26.07 [6] (0:12.30)	0:13.77 [8] (0:13.77)	15.3L	0:37.83	+6

Scratched: Rare And Reliable (#10), Innervisions (#3)

[ ] Ranking at each section and finish  
 -:-:- No data available at this section  
 NA No data available

SCN Saddle cloth number  
 DNF Did not finish  
 DNT Did not track



Horse/Jockey Name	Belle Affair
Final Rank	1
Fastest Section Time (Section)	0:10.60 (800m)
Top Speed [km/h] (Section)	70.5 (800m)
Race State	Finished



### Sunshine Coast QLD Professional

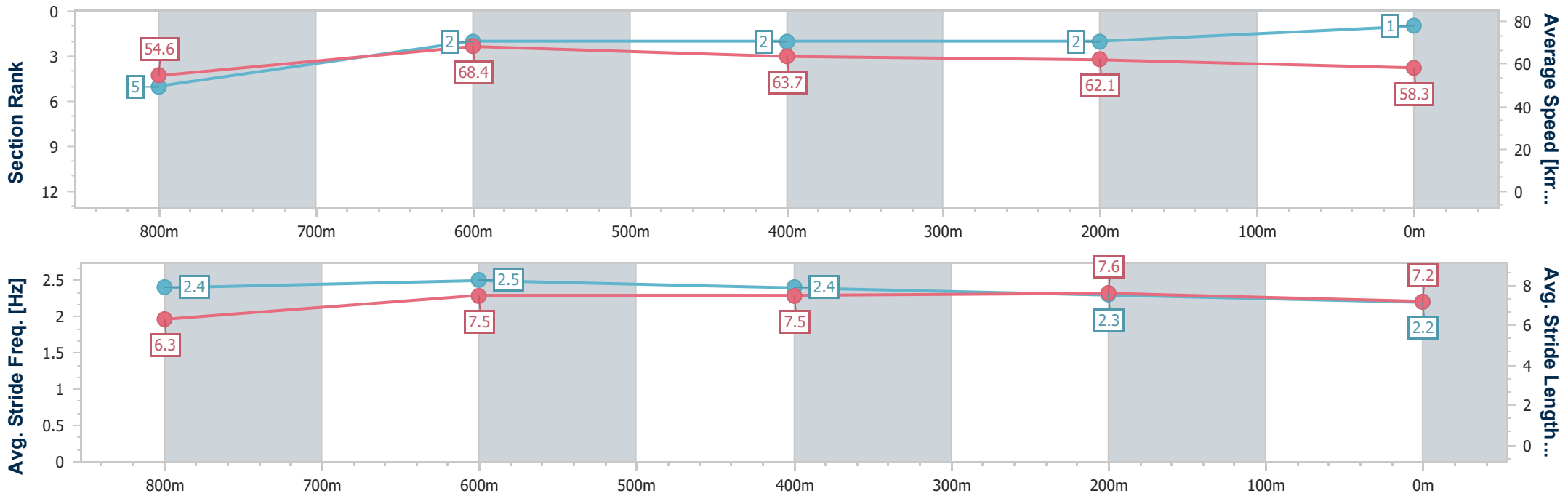
Race 1: SAMUEL SMITH & SON Maiden Plate - 1000m



22 December 2024 - 12:50

Track Rating: Soft 6, Weather: Fine, Rail Position: +12m Entire

Section	Overall	800m	600m	400m	200m
Section Times	0:59.11 [1] (0:13.21)	0:45.90 [5] (0:10.60)	0:35.30 [2] (0:11.34)	0:23.96 [2] (0:11.55)	0:12.41 [2] (0:12.41)
Average Speed [km/h]	54.6	68.4	63.7	62.1	58.3
Top Speed [km/h]	69.8	70.5	66.4	64.3	60.9
Avg. Dist. to Rail [m]	2.7	2.0	0.8	1.5	3.3
Avg. Stride Freq. [Hz]	2.4	2.5	2.4	2.3	2.2
Avg. Stride Length [m]	6.3	7.5	7.5	7.6	7.2



- [ ] Ranking at each section and finish
- .-.- No data available at this section
- NA No data available



Horse/Jockey Name	Safety Rope
Final Rank	2
Fastest Section Time (Section)	0:10.62 (800m)
Top Speed [km/h] (Section)	71.0 (Overall)
Race State	Finished



### Sunshine Coast QLD Professional

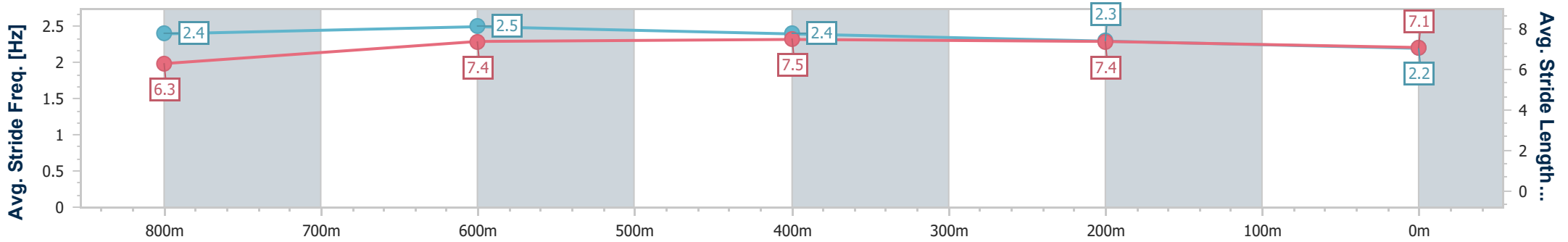
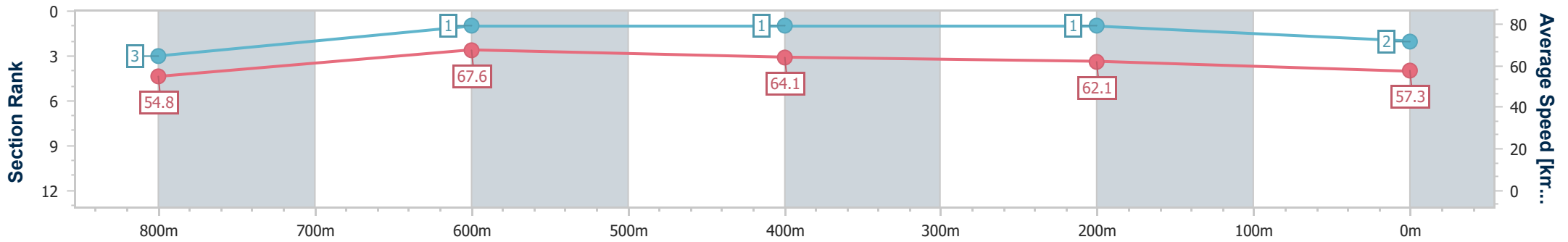
Race 1: SAMUEL SMITH & SON Maiden Plate - 1000m



22 December 2024 - 12:50

Track Rating: Soft 6, Weather: Fine, Rail Position: +12m Entire

Section	Overall	800m	600m	400m	200m
Section Times	0:59.17 [2] (0:13.17)	0:46.00 [3] (0:10.62)	0:35.38 [1] (0:11.25)	0:24.13 [1] (0:11.59)	0:12.54 [1] (0:12.54)
Average Speed [km/h]	54.8	67.6	64.1	62.1	57.3
Top Speed [km/h]	71.0	70.7	66.2	64.1	60.5
Avg. Dist. to Rail [m]	1.3	0.7	0.3	0.3	0.1
Avg. Stride Freq. [Hz]	2.4	2.5	2.4	2.3	2.2
Avg. Stride Length [m]	6.3	7.4	7.5	7.4	7.1



- [ ] Ranking at each section and finish
- .-.- No data available at this section
- NA No data available



Horse/Jockey Name	Daisy's Pride
Final Rank	3
Fastest Section Time (Section)	0:10.63 (800m)
Top Speed [km/h] (Section)	70.8 (800m)
Race State	Finished



Sunshine Coast QLD Professional

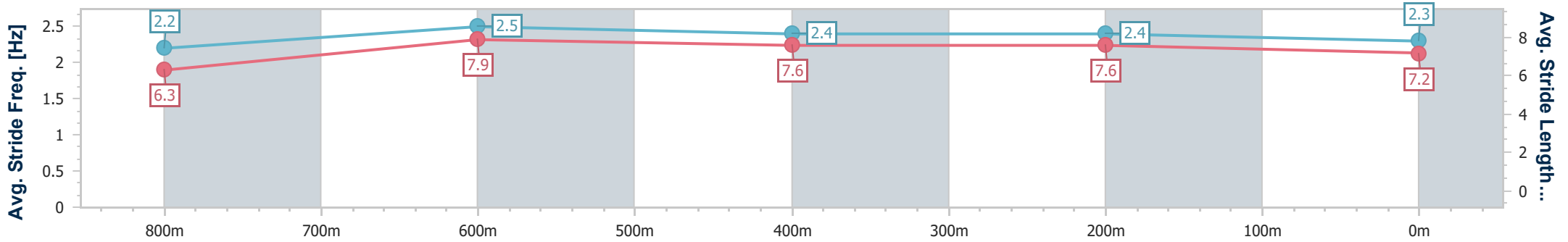
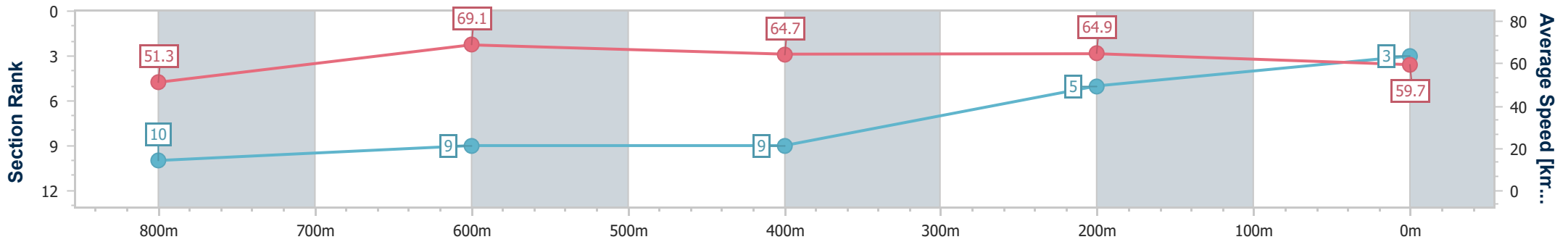
Race 1: SAMUEL SMITH & SON Maiden Plate - 1000m



22 December 2024 - 12:50

Track Rating: Soft 6, Weather: Fine, Rail Position: +12m Entire

Section	Overall	800m	600m	400m	200m
Section Times	0:59.26 [3] (0:14.07)	0:45.19 [10] (0:10.63)	0:34.56 [9] (0:11.38)	0:23.18 [9] (0:11.12)	0:12.06 [5] (0:12.06)
Average Speed [km/h]	51.3	69.1	64.7	64.9	59.7
Top Speed [km/h]	67.5	70.8	68.3	66.5	62.5
Avg. Dist. to Rail [m]	7.5	4.4	4.2	3.8	3.8
Avg. Stride Freq. [Hz]	2.2	2.5	2.4	2.4	2.3
Avg. Stride Length [m]	6.3	7.9	7.6	7.6	7.2



- [ ] Ranking at each section and finish
- .-.- No data available at this section
- NA No data available



Horse/Jockey Name	Kinoshita
Final Rank	4
Fastest Section Time (Section)	0:10.56 (800m)
Top Speed [km/h] (Section)	70.4 (800m)
Race State	Finished



### Sunshine Coast QLD Professional

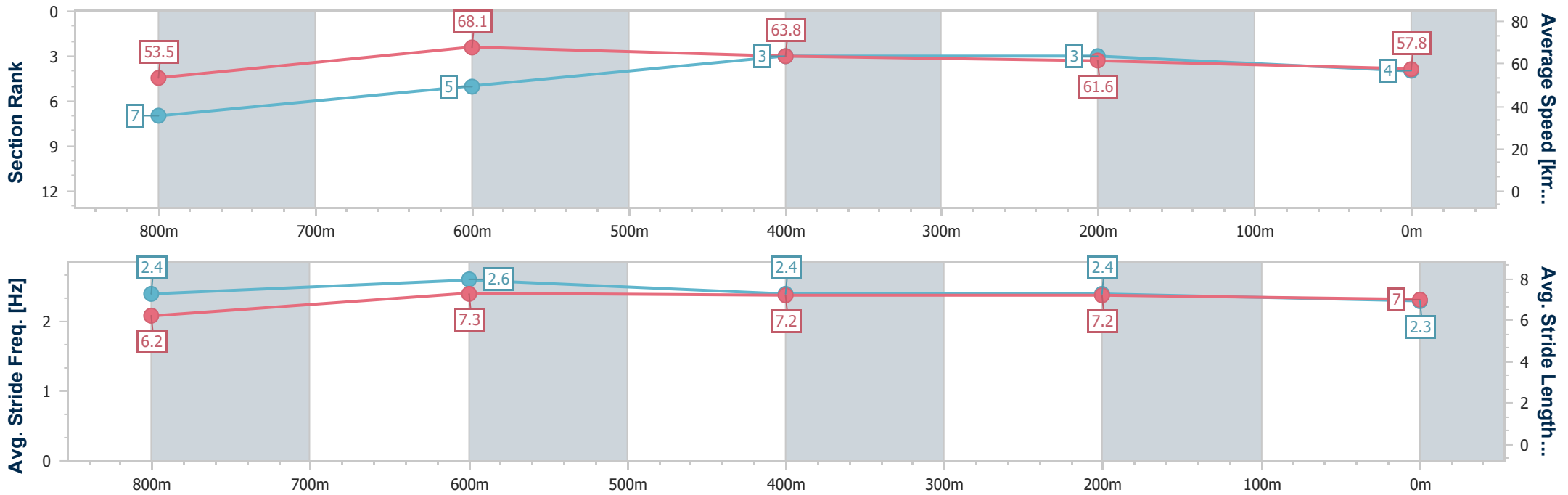
Race 1: SAMUEL SMITH & SON Maiden Plate - 1000m



22 December 2024 - 12:50

Track Rating: Soft 6, Weather: Fine, Rail Position: +12m Entire

Section	Overall	800m	600m	400m	200m
Section Times	0:59.49 [4] (0:13.49)	0:46.00 [7] (0:10.56)	0:35.44 [5] (0:11.27)	0:24.17 [3] (0:11.66)	0:12.51 [3] (0:12.51)
Average Speed [km/h]	53.5	68.1	63.8	61.6	57.8
Top Speed [km/h]	69.6	70.4	65.6	64.9	60.7
Avg. Dist. to Rail [m]	6.6	0.8	0.4	0.7	0.2
Avg. Stride Freq. [Hz]	2.4	2.6	2.4	2.4	2.3
Avg. Stride Length [m]	6.2	7.3	7.2	7.2	7.0



- [ ] Ranking at each section and finish
- .-.- No data available at this section
- NA No data available



Horse/Jockey Name	She's So Swank
Final Rank	5
Fastest Section Time (Section)	0:10.81 (800m)
Top Speed [km/h] (Section)	68.4 (800m)
Race State	Finished



### Sunshine Coast QLD Professional

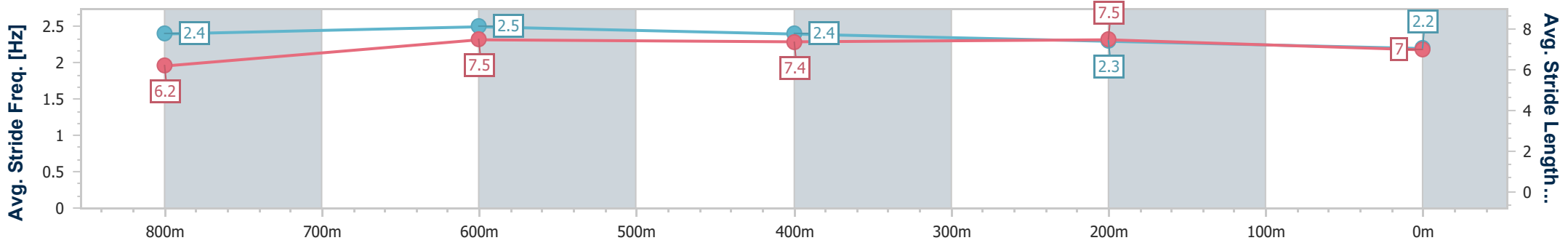
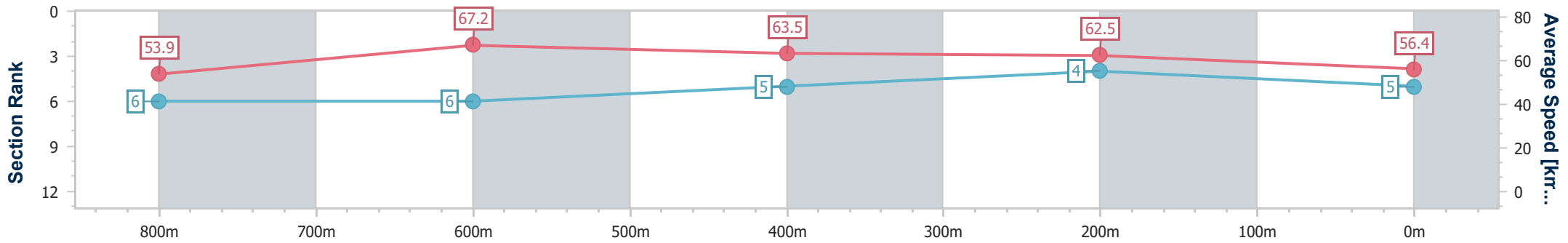
Race 1: SAMUEL SMITH & SON Maiden Plate - 1000m



22 December 2024 - 12:50

Track Rating: Soft 6, Weather: Fine, Rail Position: +12m Entire

Section	Overall	800m	600m	400m	200m
Section Times	0:59.84 [5] (0:13.40)	0:46.44 [6] (0:10.81)	0:35.63 [6] (0:11.33)	0:24.30 [5] (0:11.53)	0:12.77 [4] (0:12.77)
Average Speed [km/h]	53.9	67.2	63.5	62.5	56.4
Top Speed [km/h]	66.6	68.4	65.6	64.1	59.7
Avg. Dist. to Rail [m]	6.9	2.4	0.4	1.4	1.6
Avg. Stride Freq. [Hz]	2.4	2.5	2.4	2.3	2.2
Avg. Stride Length [m]	6.2	7.5	7.4	7.5	7.0



- [ ] Ranking at each section and finish
- .-.- No data available at this section
- NA No data available



Horse/Jockey Name	Mister Blaze
Final Rank	6
Fastest Section Time (Section)	0:10.77 (800m)
Top Speed [km/h] (Section)	68.9 (800m)
Race State	Finished



### Sunshine Coast QLD Professional

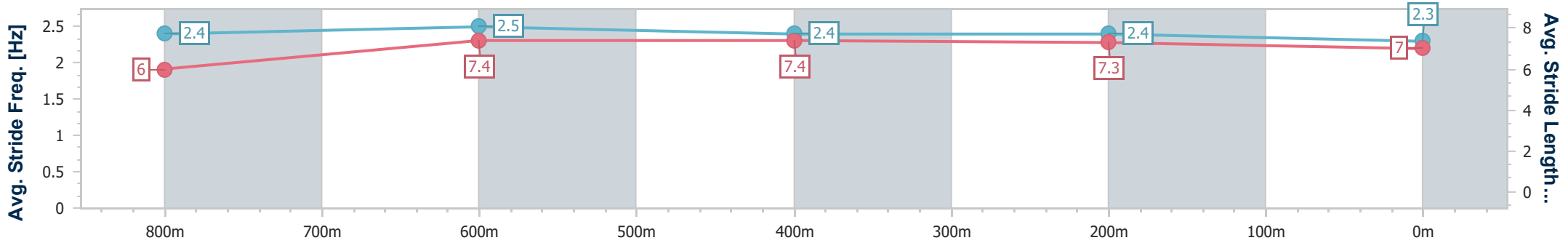
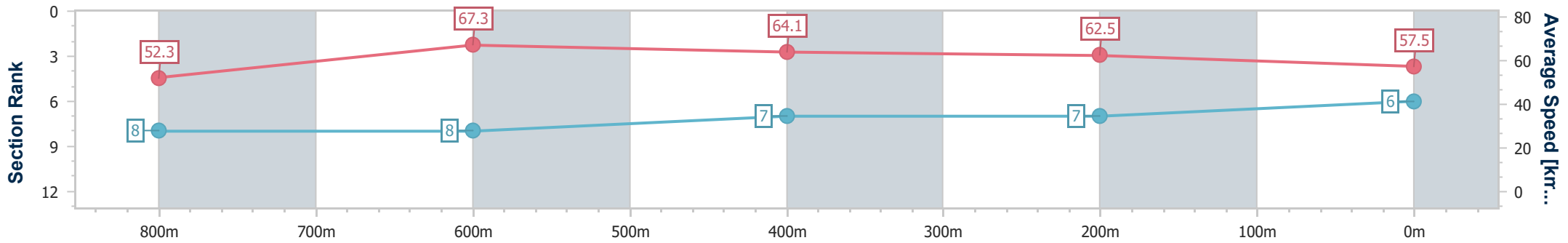
Race 1: SAMUEL SMITH & SON Maiden Plate - 1000m



22 December 2024 - 12:50

Track Rating: Soft 6, Weather: Fine, Rail Position: +12m Entire

Section	Overall	800m	600m	400m	200m
Section Times	0:59.86 [6] (0:13.79)	0:46.07 [8] (0:10.77)	0:35.30 [8] (0:11.25)	0:24.05 [7] (0:11.53)	0:12.52 [7] (0:12.52)
Average Speed [km/h]	52.3	67.3	64.1	62.5	57.5
Top Speed [km/h]	68.2	68.9	66.0	63.4	60.0
Avg. Dist. to Rail [m]	3.4	1.4	0.8	1.3	0.6
Avg. Stride Freq. [Hz]	2.4	2.5	2.4	2.4	2.3
Avg. Stride Length [m]	6.0	7.4	7.4	7.3	7.0



- [ ] Ranking at each section and finish
- .-.- No data available at this section
- NA No data available



Horse/Jockey Name	Haney
Final Rank	7
Fastest Section Time (Section)	0:10.81 (800m)
Top Speed [km/h] (Section)	69.3 (800m)
Race State	Finished



Sunshine Coast QLD Professional

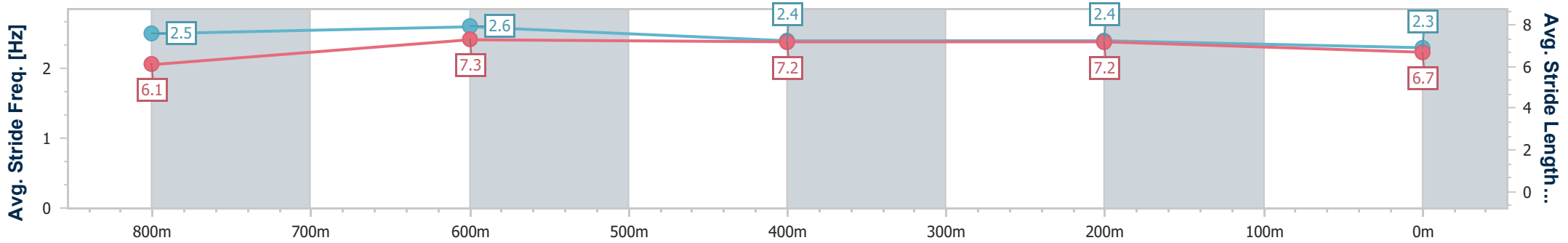
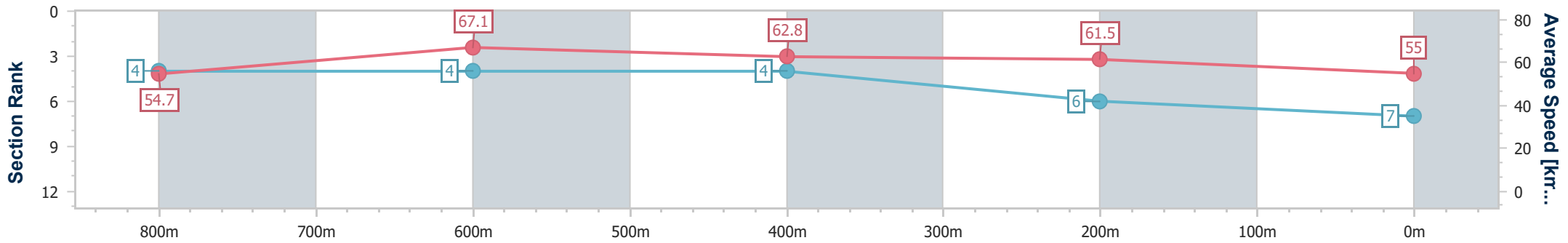
Race 1: SAMUEL SMITH & SON Maiden Plate - 1000m



22 December 2024 - 12:50

Track Rating: Soft 6, Weather: Fine, Rail Position: +12m Entire

Section	Overall	800m	600m	400m	200m
Section Times	1:00.36 [7] (0:13.19)	0:47.17 [4] (0:10.81)	0:36.36 [4] (0:11.53)	0:24.83 [4] (0:11.70)	0:13.13 [6] (0:13.13)
Average Speed [km/h]	54.7	67.1	62.8	61.5	55.0
Top Speed [km/h]	69.3	69.3	64.9	64.6	57.9
Avg. Dist. to Rail [m]	4.0	2.7	1.0	2.4	2.8
Avg. Stride Freq. [Hz]	2.5	2.6	2.4	2.4	2.3
Avg. Stride Length [m]	6.1	7.3	7.2	7.2	6.7



- [ ] Ranking at each section and finish
- .-.- No data available at this section
- NA No data available





Horse/Jockey Name	Lucifer The Cat
Final Rank	8
Fastest Section Time (Section)	0:11.06 (800m)
Top Speed [km/h] (Section)	67.0 (800m)
Race State	Finished



### Sunshine Coast QLD Professional

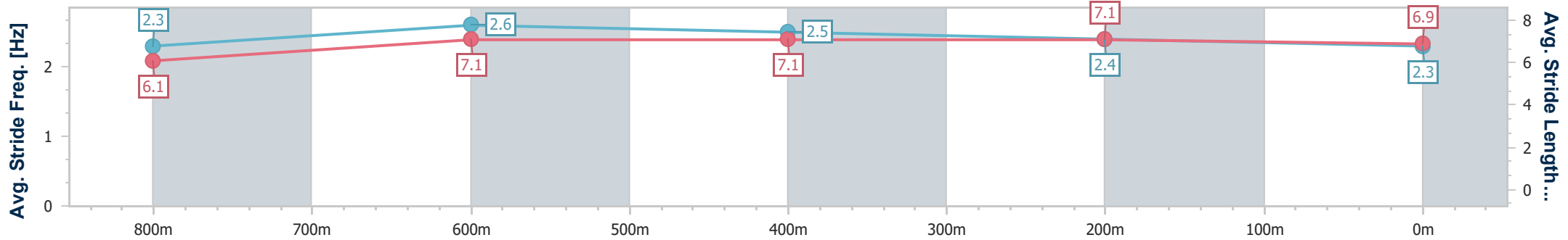
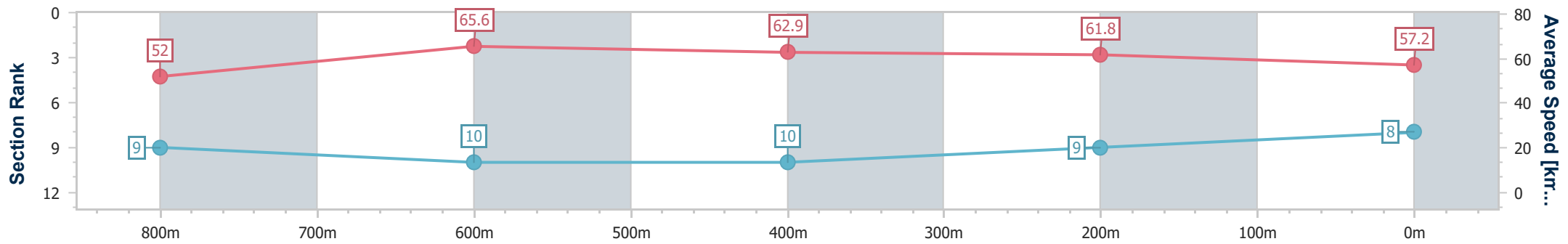
Race 1: SAMUEL SMITH & SON Maiden Plate - 1000m



22 December 2024 - 12:50

Track Rating: Soft 6, Weather: Fine, Rail Position: +12m Entire

Section	Overall	800m	600m	400m	200m
Section Times	1:00.68 [8] (0:13.86)	0:46.82 [9] (0:11.06)	0:35.76 [10] (0:11.52)	0:24.24 [10] (0:11.64)	0:12.60 [9] (0:12.60)
Average Speed [km/h]	52.0	65.6	62.9	61.8	57.2
Top Speed [km/h]	67.0	67.0	64.2	62.9	59.7
Avg. Dist. to Rail [m]	5.6	2.6	0.7	1.7	1.2
Avg. Stride Freq. [Hz]	2.3	2.6	2.5	2.4	2.3
Avg. Stride Length [m]	6.1	7.1	7.1	7.1	6.9



- [ ] Ranking at each section and finish
- .-.- No data available at this section
- NA No data available



Horse/Jockey Name	Dinosphere
Final Rank	9
Fastest Section Time (Section)	0:11.15 (800m)
Top Speed [km/h] (Section)	68.9 (Overall)
Race State	Finished



Sunshine Coast QLD Professional

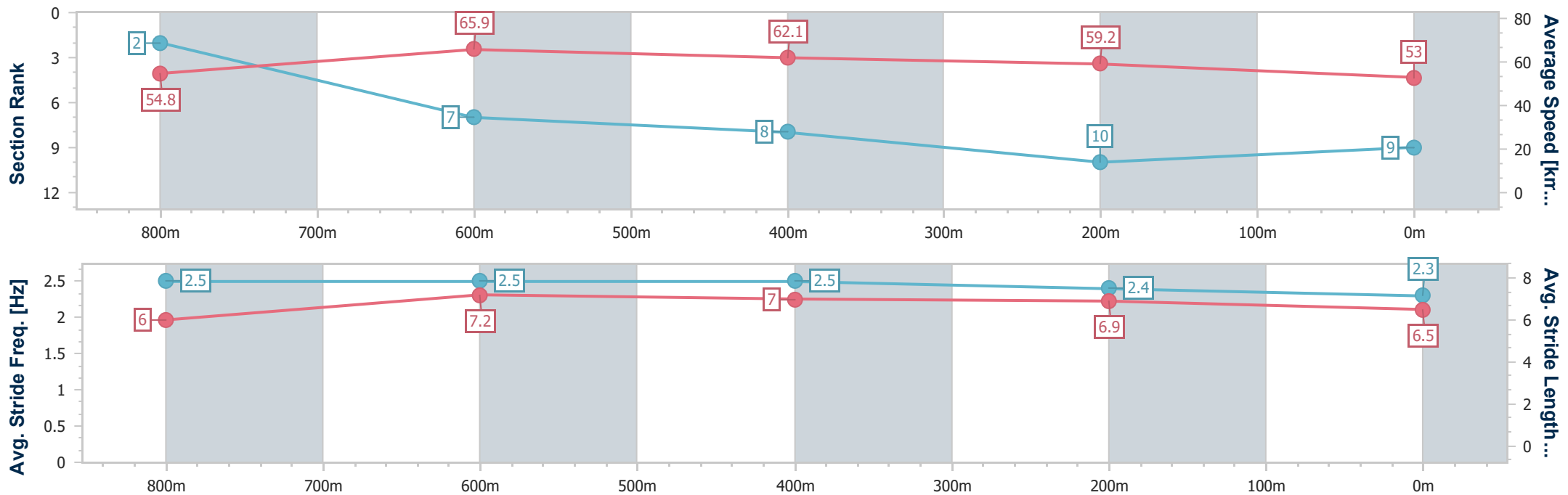
Race 1: SAMUEL SMITH & SON Maiden Plate - 1000m



22 December 2024 - 12:50

Track Rating: Soft 6, Weather: Fine, Rail Position: +12m Entire

Section	Overall	800m	600m	400m	200m
Section Times	1:01.79 [9] (0:13.17)	0:48.62 [2] (0:11.15)	0:37.47 [7] (0:11.75)	0:25.72 [8] (0:12.16)	0:13.56 [10] (0:13.56)
Average Speed [km/h]	54.8	65.9	62.1	59.2	53.0
Top Speed [km/h]	68.9	68.9	63.3	62.0	56.7
Avg. Dist. to Rail [m]	5.6	4.7	2.2	3.4	4.7
Avg. Stride Freq. [Hz]	2.5	2.5	2.5	2.4	2.3
Avg. Stride Length [m]	6.0	7.2	7.0	6.9	6.5



- [ ] Ranking at each section and finish
- .-.- No data available at this section
- NA No data available



Horse/Jockey Name	Bobbi Darlin'
Final Rank	10
Fastest Section Time (Section)	0:10.88 (800m)
Top Speed [km/h] (Section)	70.3 (800m)
Race State	Finished



### Sunshine Coast QLD Professional

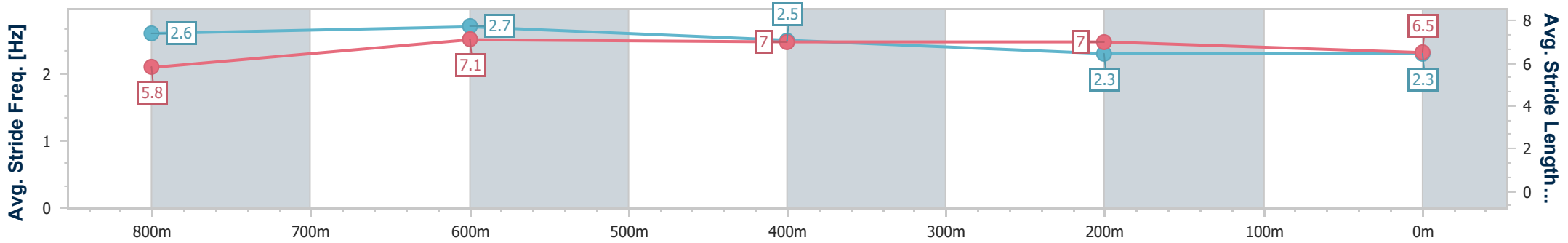
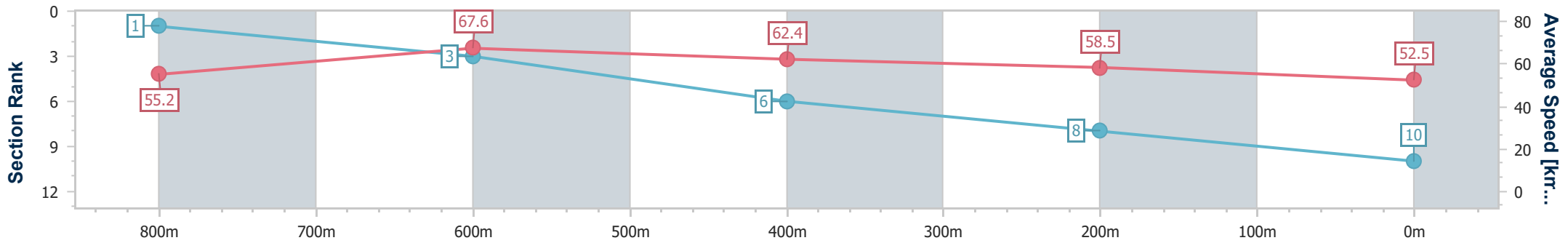
Race 1: SAMUEL SMITH & SON Maiden Plate - 1000m



22 December 2024 - 12:50

Track Rating: Soft 6, Weather: Fine, Rail Position: +12m Entire

Section	Overall	800m	600m	400m	200m
Section Times	1:01.80 [10] (0:13.09)	0:48.71 [1] (0:10.88)	0:37.83 [3] (0:11.76)	0:26.07 [6] (0:12.30)	0:13.77 [8] (0:13.77)
Average Speed [km/h]	55.2	67.6	62.4	58.5	52.5
Top Speed [km/h]	70.3	70.3	64.1	61.9	55.5
Avg. Dist. to Rail [m]	6.5	5.0	4.0	3.6	2.7
Avg. Stride Freq. [Hz]	2.6	2.7	2.5	2.3	2.3
Avg. Stride Length [m]	5.8	7.1	7.0	7.0	6.5



- [ ] Ranking at each section and finish
- .-.- No data available at this section
- NA No data available