



Sunshine Coast QLD Professional
Race 7: AUSTRALIAN ENERGY ANALYTICS QTIS Three-Year-Old
BENCHMARK 65 Handicap - 1200m
22 December 2024 - 16:33



Track Rating: Soft 6, Weather: Fine, Rail Position: +12m Entire

Section		Field Times										Last 600m		
		Overall	1000m	800m	600m	400m	200m						0:35.96	
		1:11.77 (0:13.12)	0:58.65 (0:11.08)	0:47.57 (0:11.61)	0:35.96 (0:11.86)	0:24.10 (0:11.73)	0:12.37 (0:12.37)							
Rank	TAB	Horse/Jockey	Barrier	Top Speed [km/h]	Fastest Section								Margin	Distance Travelled [m]
1	5	THUNDERING SOUL Damien Thornton	2	65.3 1000m	0:11.21 1000m	1:11.77 [1] (0:13.82)	0:57.95 [10] (0:11.21)	0:46.74 [10] (0:11.45)	0:35.29 [10] (0:11.88)	0:23.41 [8] (0:11.30)	0:12.11 [3] (0:12.11)	1:11.77	0:35.29	
2	3	TERRITORY ASH Robbie Dolan	4	67.6 1000m	0:11.04 1000m	1:11.79 [2] (0:13.70)	0:58.09 [9] (0:11.04)	0:47.05 [9] (0:11.56)	0:35.49 [9] (0:11.81)	0:23.68 [5] (0:11.46)	0:12.22 [2] (0:12.22)	0.1L	0:35.49	+3
3	7	MISHANI CROWN Michael Murphy	6	68.0 Overall	0:10.99 1000m	1:11.91 [3] (0:13.24)	0:58.67 [2] (0:10.99)	0:47.68 [2] (0:11.58)	0:36.10 [2] (0:11.91)	0:24.19 [2] (0:11.68)	0:12.51 [1] (0:12.51)	0.6L	0:36.10	+3
4	4	THAT'S INTERESTING Justin Stanley	10	69.1 1000m	0:10.96 1000m	1:12.71 [4] (0:13.59)	0:59.12 [7] (0:10.96)	0:48.16 [7] (0:11.66)	0:36.50 [7] (0:12.05)	0:24.45 [7] (0:11.82)	0:12.63 [8] (0:12.63)	5.1L	0:36.50	+6
5	10	MISS MONEYPENNY Ron Stewart	3	66.7 1000m	0:10.99 1000m	1:12.81 [5] (0:13.51)	0:59.30 [6] (0:10.99)	0:48.31 [6] (0:11.47)	0:36.84 [3] (0:11.89)	0:24.95 [3] (0:11.84)	0:13.11 [6] (0:13.11)	5.6L	0:36.84	-2
6	9	VIENNA WHO Samantha Collett	1	66.3 Overall	0:11.10 1000m	1:12.89 [6] (0:13.63)	0:59.26 [8] (0:11.10)	0:48.16 [8] (0:11.53)	0:36.63 [8] (0:11.86)	0:24.77 [6] (0:11.80)	0:12.97 [7] (0:12.97)	6L	0:36.63	-1
7	8	JOY A PLENTY Georgina Cartwright	5	67.3 Overall	0:11.04 1000m	1:12.91 [7] (0:13.44)	0:59.47 [4] (0:11.04)	0:48.43 [5] (0:11.57)	0:36.86 [5] (0:11.95)	0:24.91 [4] (0:11.70)	0:13.21 [5] (0:13.21)	6.1L	0:36.86	+3
8	11	BACKSTAGE Boris Thornton	7	70.2 Overall	0:11.08 1000m	1:13.03 [8] (0:13.12)	0:59.91 [1] (0:11.08)	0:48.83 [1] (0:11.61)	0:37.22 [1] (0:11.86)	0:25.36 [1] (0:11.99)	0:13.37 [4] (0:13.37)	6.6L	0:37.22	-3
9	6	FIREFORCE Cejay Graham	9	68.5 1000m	0:11.00 1000m	1:15.65 [9] (0:13.36)	1:02.29 [3] (0:11.00)	0:51.29 [4] (0:11.64)	0:39.65 [4] (0:12.37)	0:27.28 [9] (0:12.89)	0:14.39 [9] (0:14.39)	21.9L	0:39.65	+6
10	1	DANCE FOR ME RANDY Corey Sutherland	8	69.2 1000m	0:10.87 1000m	1:15.82 [10] (0:13.49)	1:02.33 [5] (0:10.87)	0:51.46 [3] (0:11.70)	0:39.76 [6] (0:12.43)	0:27.33 [10] (0:12.84)	0:14.49 [10] (0:14.49)	22.9L	0:39.76	+3

Scratched: Sujeed (#2), Making History (#14), Pro Forma (#12), Better Be Ready (#13)

[] Ranking at each section and finish
 -:-:- No data available at this section
 NA No data available
 SCN Saddle cloth number
 DNF Did not finish
 DNT Did not track



Horse/Jockey Name	Thundering Soul
Final Rank	1
Fastest Section Time (Section)	0:11.21 (1000m)
Top Speed [km/h] (Section)	65.3 (1000m)
Race State	Finished



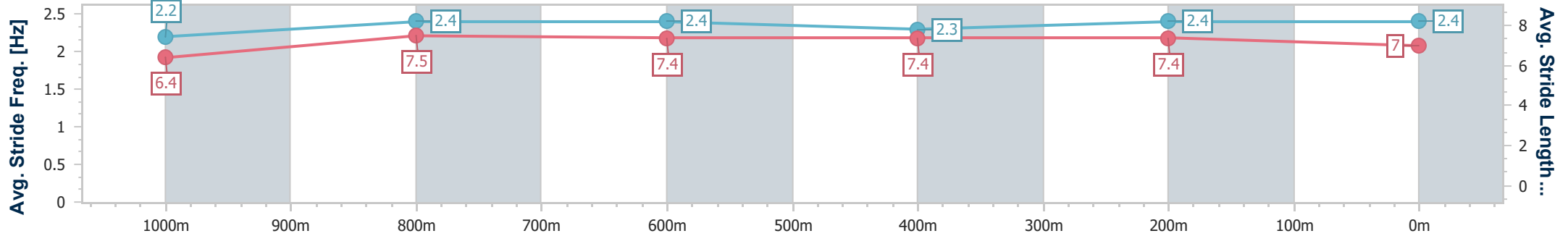
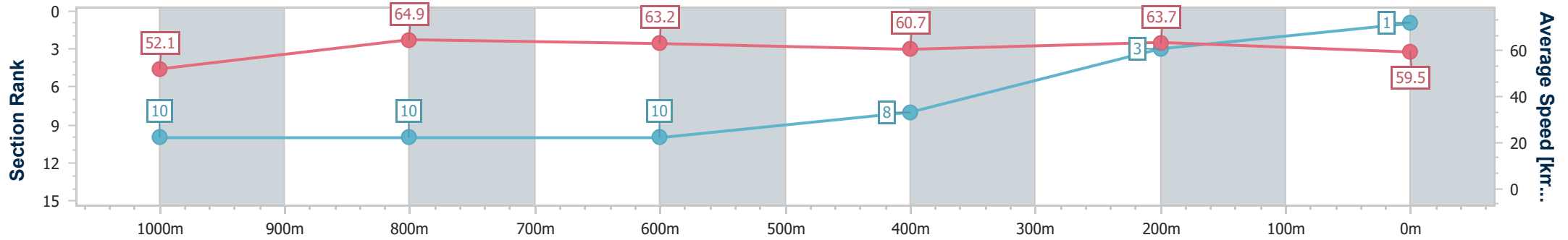
Sunshine Coast QLD Professional
 Race 7: AUSTRALIAN ENERGY ANALYTICS QTIS Three-Year-Old BENCHMARK 65 Handicap - 1200m



22 December 2024 - 16:33

Track Rating: Soft 6, Weather: Fine, Rail Position: +12m Entire

Section	Overall	1000m	800m	600m	400m	200m
Section Times	1:11.77 [1] (0:13.82)	0:57.95 [10] (0:11.21)	0:46.74 [10] (0:11.45)	0:35.29 [10] (0:11.88)	0:23.41 [8] (0:11.30)	0:12.11 [3] (0:12.11)
Average Speed [km/h]	52.1	64.9	63.2	60.7	63.7	59.5
Top Speed [km/h]	65.1	65.3	64.7	61.8	64.5	63.0
Avg. Dist. to Rail [m]	3.1	2.5	1.3	0.3	2.3	4.0
Avg. Stride Freq. [Hz]	2.2	2.4	2.4	2.3	2.4	2.4
Avg. Stride Length [m]	6.4	7.5	7.4	7.4	7.4	7.0



- [] Ranking at each section and finish
- .-.- No data available at this section
- NA No data available



Horse/Jockey Name	Territory Ash
Final Rank	2
Fastest Section Time (Section)	0:11.04 (1000m)
Top Speed [km/h] (Section)	67.6 (1000m)
Race State	Finished



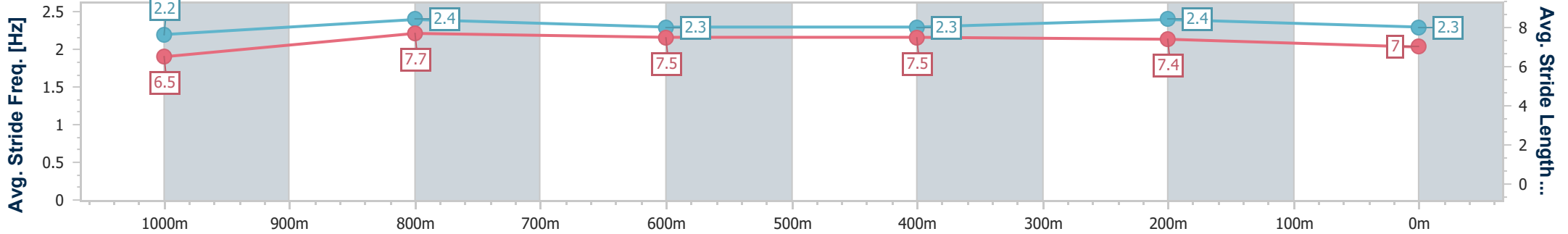
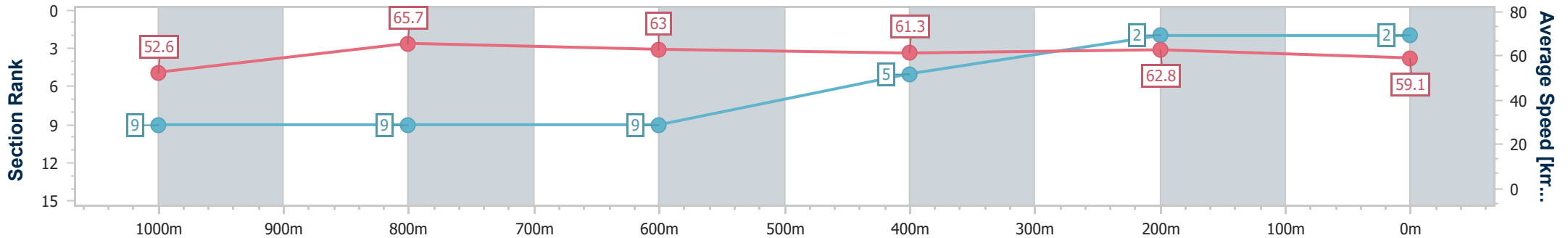
Sunshine Coast QLD Professional
 Race 7: AUSTRALIAN ENERGY ANALYTICS QTIS Three-Year-Old BENCHMARK 65 Handicap - 1200m



22 December 2024 - 16:33

Track Rating: Soft 6, Weather: Fine, Rail Position: +12m Entire

Section	Overall	1000m	800m	600m	400m	200m
Section Times	1:11.79 [2] (0:13.70)	0:58.09 [9] (0:11.04)	0:47.05 [9] (0:11.56)	0:35.49 [9] (0:11.81)	0:23.68 [5] (0:11.46)	0:12.22 [2] (0:12.22)
Average Speed [km/h]	52.6	65.7	63.0	61.3	62.8	59.1
Top Speed [km/h]	66.9	67.6	64.5	63.1	63.6	61.1
Avg. Dist. to Rail [m]	3.8	2.4	2.1	1.2	2.9	3.4
Avg. Stride Freq. [Hz]	2.2	2.4	2.3	2.3	2.4	2.3
Avg. Stride Length [m]	6.5	7.7	7.5	7.5	7.4	7.0



- [] Ranking at each section and finish
- .-.- No data available at this section
- NA No data available



Horse/Jockey Name	Mishani Crown
Final Rank	3
Fastest Section Time (Section)	0:10.99 (1000m)
Top Speed [km/h] (Section)	68.0 (Overall)
Race State	Finished



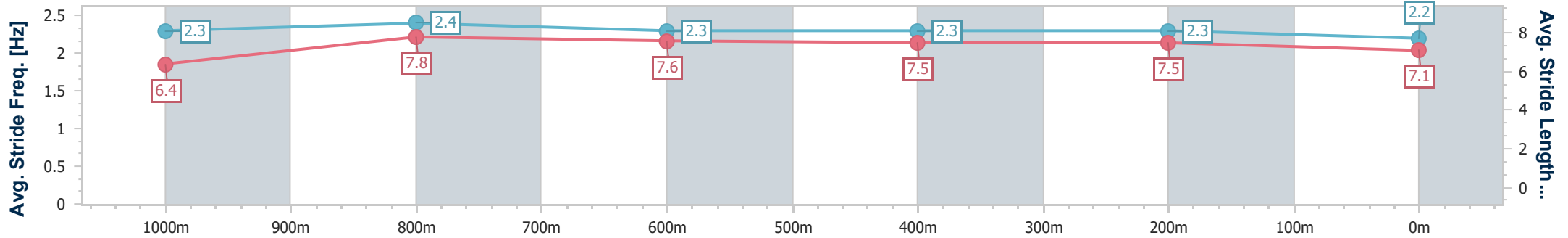
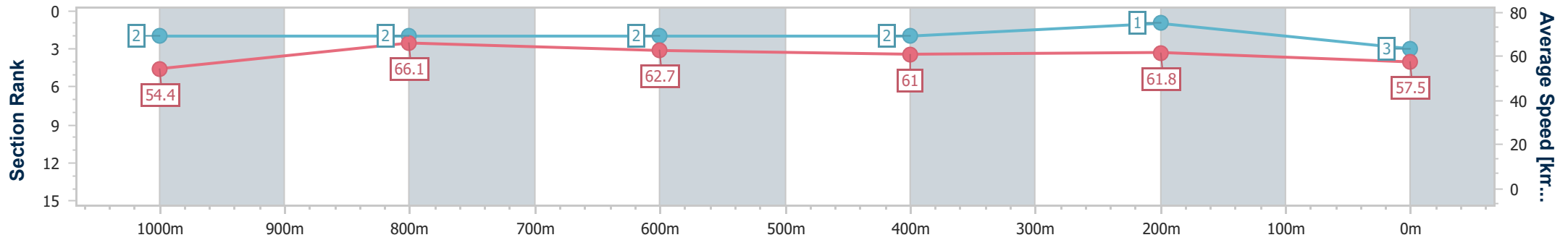
Sunshine Coast QLD Professional
 Race 7: AUSTRALIAN ENERGY ANALYTICS QTIS Three-Year-Old BENCHMARK 65 Handicap - 1200m



22 December 2024 - 16:33

Track Rating: Soft 6, Weather: Fine, Rail Position: +12m Entire

Section	Overall	1000m	800m	600m	400m	200m
Section Times	1:11.91 [3] (0:13.24)	0:58.67 [2] (0:10.99)	0:47.68 [2] (0:11.58)	0:36.10 [2] (0:11.91)	0:24.19 [2] (0:11.68)	0:12.51 [1] (0:12.51)
Average Speed [km/h]	54.4	66.1	62.7	61.0	61.8	57.5
Top Speed [km/h]	68.0	67.4	63.9	61.5	62.4	59.9
Avg. Dist. to Rail [m]	5.5	2.1	2.2	1.7	1.6	2.2
Avg. Stride Freq. [Hz]	2.3	2.4	2.3	2.3	2.3	2.2
Avg. Stride Length [m]	6.4	7.8	7.6	7.5	7.5	7.1



- [] Ranking at each section and finish
- .-.- No data available at this section
- NA No data available



Horse/Jockey Name	That's Interesting
Final Rank	4
Fastest Section Time (Section)	0:10.96 (1000m)
Top Speed [km/h] (Section)	69.1 (1000m)
Race State	Finished



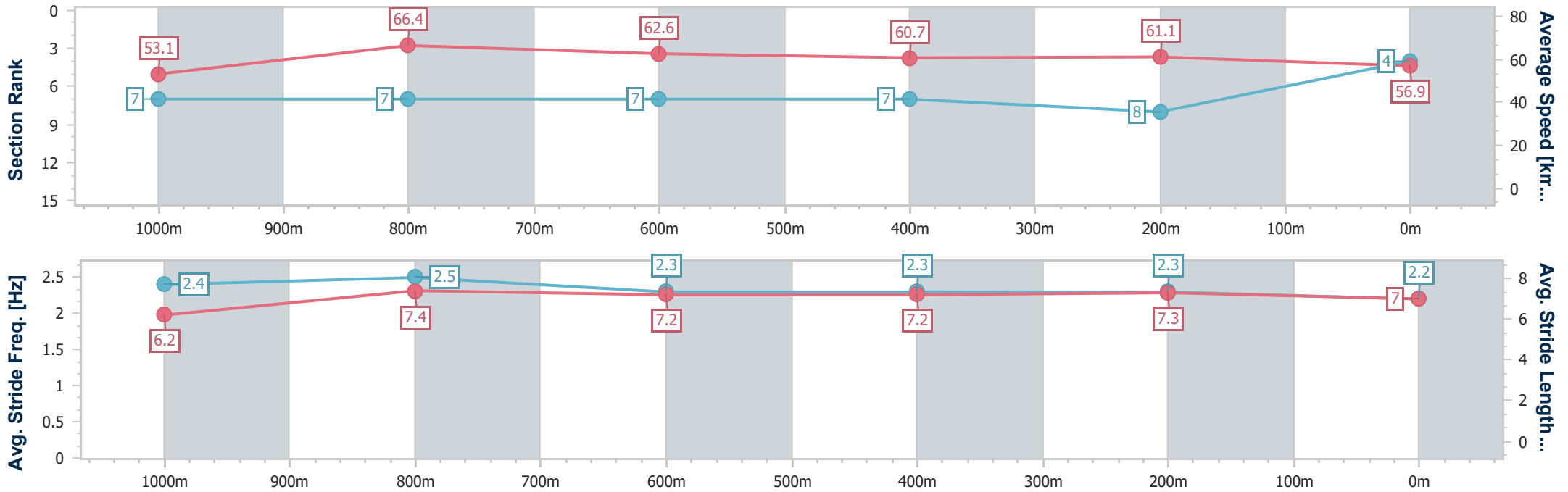
Sunshine Coast QLD Professional
 Race 7: AUSTRALIAN ENERGY ANALYTICS QTIS Three-Year-Old BENCHMARK 65 Handicap - 1200m



22 December 2024 - 16:33

Track Rating: Soft 6, Weather: Fine, Rail Position: +12m Entire

Section	Overall	1000m	800m	600m	400m	200m
Section Times	1:12.71 [4] (0:13.59)	0:59.12 [7] (0:10.96)	0:48.16 [7] (0:11.66)	0:36.50 [7] (0:12.05)	0:24.45 [7] (0:11.82)	0:12.63 [8] (0:12.63)
Average Speed [km/h]	53.1	66.4	62.6	60.7	61.1	56.9
Top Speed [km/h]	66.1	69.1	63.9	61.2	62.6	59.7
Avg. Dist. to Rail [m]	9.5	4.0	2.7	3.1	3.3	4.2
Avg. Stride Freq. [Hz]	2.4	2.5	2.3	2.3	2.3	2.2
Avg. Stride Length [m]	6.2	7.4	7.2	7.2	7.3	7.0



- [] Ranking at each section and finish
- .-.- No data available at this section
- NA No data available



Horse/Jockey Name	Miss Money Penny
Final Rank	5
Fastest Section Time (Section)	0:10.99 (1000m)
Top Speed [km/h] (Section)	66.7 (1000m)
Race State	Finished



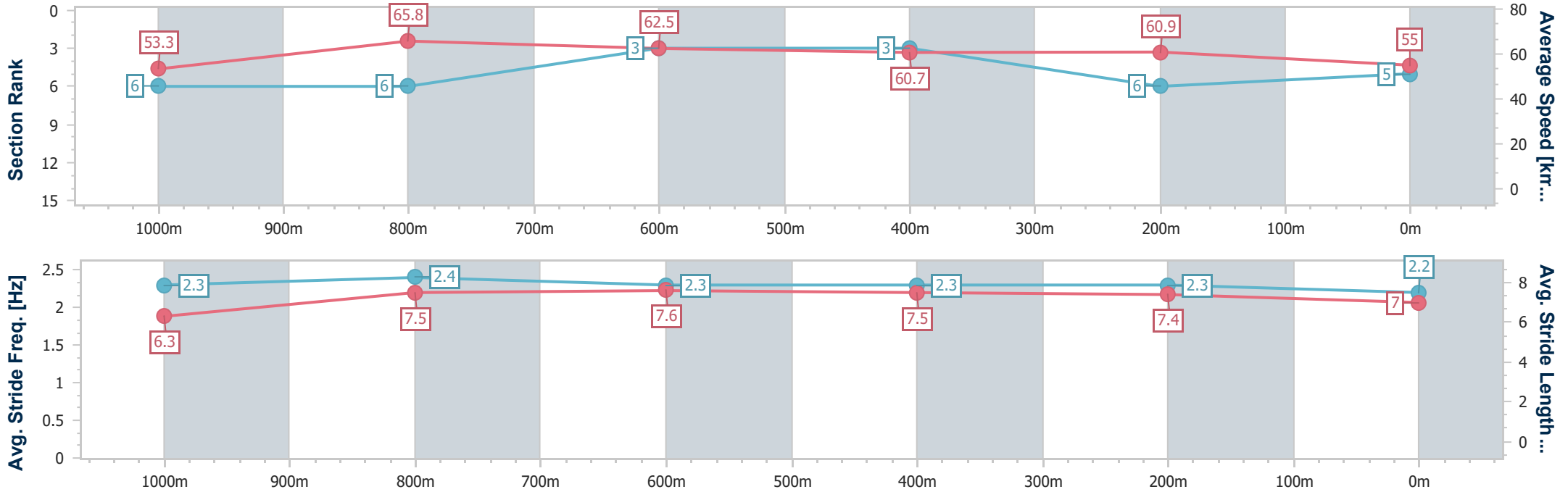
Sunshine Coast QLD Professional
 Race 7: AUSTRALIAN ENERGY ANALYTICS QTIS Three-Year-Old BENCHMARK 65 Handicap - 1200m



22 December 2024 - 16:33

Track Rating: Soft 6, Weather: Fine, Rail Position: +12m Entire

Section	Overall	1000m	800m	600m	400m	200m
Section Times	1:12.81 [5] (0:13.51)	0:59.30 [6] (0:10.99)	0:48.31 [6] (0:11.47)	0:36.84 [3] (0:11.89)	0:24.95 [3] (0:11.84)	0:13.11 [6] (0:13.11)
Average Speed [km/h]	53.3	65.8	62.5	60.7	60.9	55.0
Top Speed [km/h]	66.5	66.7	64.4	61.5	61.9	58.8
Avg. Dist. to Rail [m]	3.5	1.2	0.2	0.3	1.8	2.5
Avg. Stride Freq. [Hz]	2.3	2.4	2.3	2.3	2.3	2.2
Avg. Stride Length [m]	6.3	7.5	7.6	7.5	7.4	7.0



- [] Ranking at each section and finish
- .-.- No data available at this section
- NA No data available



Horse/Jockey Name	Vienna Who
Final Rank	6
Fastest Section Time (Section)	0:11.10 (1000m)
Top Speed [km/h] (Section)	66.3 (Overall)
Race State	Finished



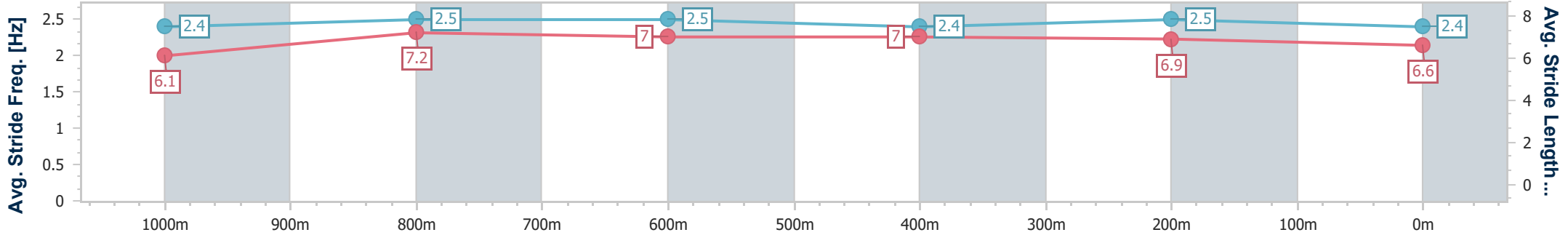
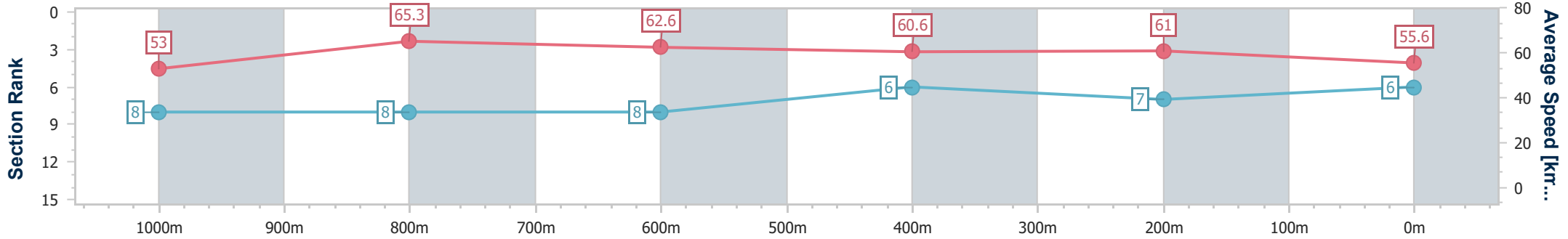
Sunshine Coast QLD Professional
 Race 7: AUSTRALIAN ENERGY ANALYTICS QTIS Three-Year-Old BENCHMARK 65 Handicap - 1200m



22 December 2024 - 16:33

Track Rating: Soft 6, Weather: Fine, Rail Position: +12m Entire

Section	Overall	1000m	800m	600m	400m	200m
Section Times	1:12.89 [6] (0:13.63)	0:59.26 [8] (0:11.10)	0:48.16 [8] (0:11.53)	0:36.63 [8] (0:11.86)	0:24.77 [6] (0:11.80)	0:12.97 [7] (0:12.97)
Average Speed [km/h]	53.0	65.3	62.6	60.6	61.0	55.6
Top Speed [km/h]	66.3	66.1	63.9	61.4	62.0	60.1
Avg. Dist. to Rail [m]	2.0	2.2	1.0	0.3	0.3	0.8
Avg. Stride Freq. [Hz]	2.4	2.5	2.5	2.4	2.5	2.4
Avg. Stride Length [m]	6.1	7.2	7.0	7.0	6.9	6.6



- [] Ranking at each section and finish
- .-.- No data available at this section
- NA No data available



Horse/Jockey Name	Joy A Plenty
Final Rank	7
Fastest Section Time (Section)	0:11.04 (1000m)
Top Speed [km/h] (Section)	67.3 (Overall)
Race State	Finished



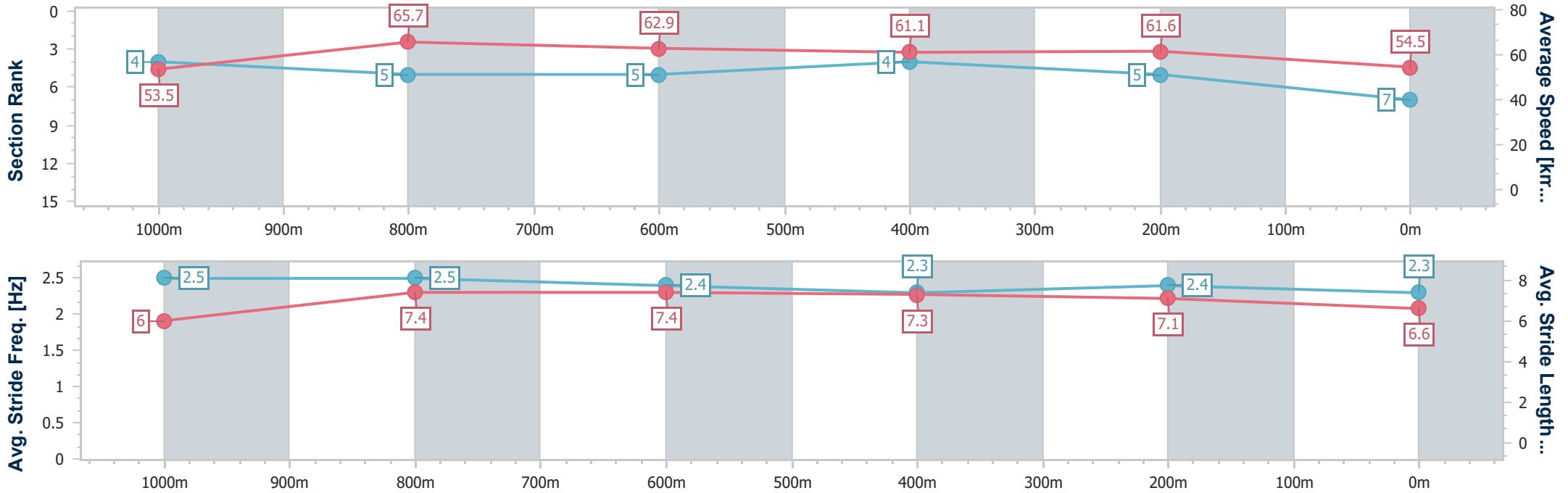
Sunshine Coast QLD Professional
 Race 7: AUSTRALIAN ENERGY ANALYTICS QTIS Three-Year-Old BENCHMARK 65 Handicap - 1200m



22 December 2024 - 16:33

Track Rating: Soft 6, Weather: Fine, Rail Position: +12m Entire

Section	Overall	1000m	800m	600m	400m	200m
Section Times	1:12.91 [7] (0:13.44)	0:59.47 [4] (0:11.04)	0:48.43 [5] (0:11.57)	0:36.86 [5] (0:11.95)	0:24.91 [4] (0:11.70)	0:13.21 [5] (0:13.21)
Average Speed [km/h]	53.5	65.7	62.9	61.1	61.6	54.5
Top Speed [km/h]	67.3	66.5	64.9	62.4	62.7	59.0
Avg. Dist. to Rail [m]	4.6	1.8	2.5	2.4	2.4	2.2
Avg. Stride Freq. [Hz]	2.5	2.5	2.4	2.3	2.4	2.3
Avg. Stride Length [m]	6.0	7.4	7.4	7.3	7.1	6.6



- [] Ranking at each section and finish
- .-.- No data available at this section
- NA No data available



Horse/Jockey Name	Backstage
Final Rank	8
Fastest Section Time (Section)	0:11.08 (1000m)
Top Speed [km/h] (Section)	70.2 (Overall)
Race State	Finished



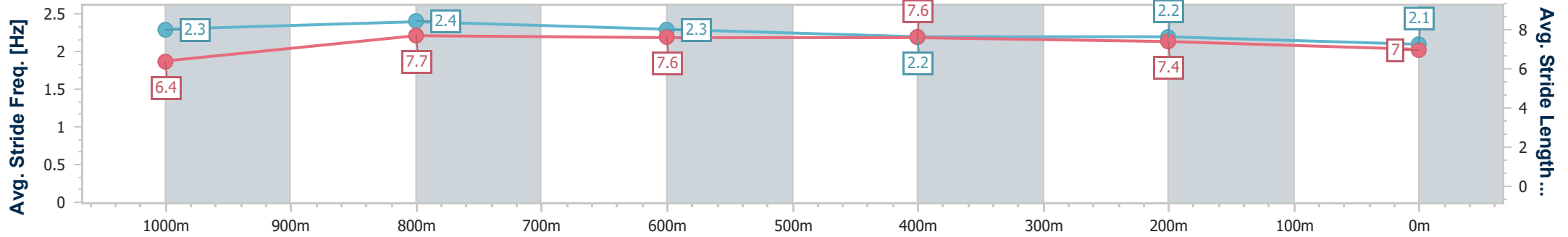
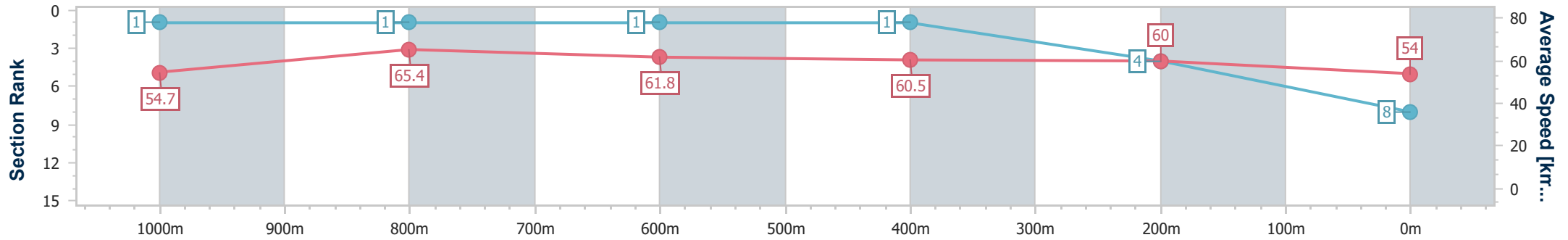
Sunshine Coast QLD Professional
 Race 7: AUSTRALIAN ENERGY ANALYTICS QTIS Three-Year-Old BENCHMARK 65 Handicap - 1200m



22 December 2024 - 16:33

Track Rating: Soft 6, Weather: Fine, Rail Position: +12m Entire

Section	Overall	1000m	800m	600m	400m	200m
Section Times	1:13.03 [8] (0:13.12)	0:59.91 [1] (0:11.08)	0:48.83 [1] (0:11.61)	0:37.22 [1] (0:11.86)	0:25.36 [1] (0:11.99)	0:13.37 [4] (0:13.37)
Average Speed [km/h]	54.7	65.4	61.8	60.5	60.0	54.0
Top Speed [km/h]	70.2	68.0	63.7	61.4	61.1	57.5
Avg. Dist. to Rail [m]	6.9	1.9	0.5	0.6	0.2	0.3
Avg. Stride Freq. [Hz]	2.3	2.4	2.3	2.2	2.2	2.1
Avg. Stride Length [m]	6.4	7.7	7.6	7.6	7.4	7.0



- [] Ranking at each section and finish
- .-.- No data available at this section
- NA No data available



Horse/Jockey Name	Fireforce
Final Rank	9
Fastest Section Time (Section)	0:11.00 (1000m)
Top Speed [km/h] (Section)	68.5 (1000m)
Race State	Finished



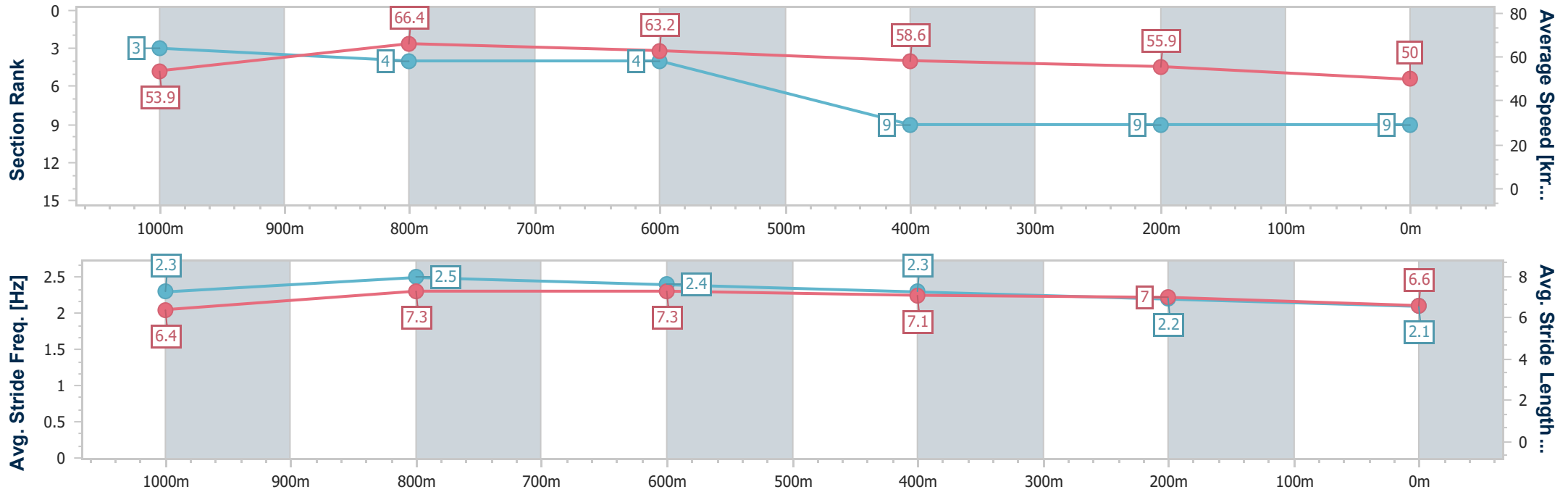
Sunshine Coast QLD Professional
 Race 7: AUSTRALIAN ENERGY ANALYTICS QTIS Three-Year-Old BENCHMARK 65 Handicap - 1200m



22 December 2024 - 16:33

Track Rating: Soft 6, Weather: Fine, Rail Position: +12m Entire

Section	Overall	1000m	800m	600m	400m	200m
Section Times	1:15.65 [9] (0:13.36)	1:02.29 [3] (0:11.00)	0:51.29 [4] (0:11.64)	0:39.65 [4] (0:12.37)	0:27.28 [9] (0:12.89)	0:14.39 [9] (0:14.39)
Average Speed [km/h]	53.9	66.4	63.2	58.6	55.9	50.0
Top Speed [km/h]	68.5	68.5	65.2	60.6	57.1	53.8
Avg. Dist. to Rail [m]	8.5	4.7	3.4	1.6	2.1	2.2
Avg. Stride Freq. [Hz]	2.3	2.5	2.4	2.3	2.2	2.1
Avg. Stride Length [m]	6.4	7.3	7.3	7.1	7.0	6.6



- [] Ranking at each section and finish
- .-.- No data available at this section
- NA No data available



Horse/Jockey Name	Dance For Me Randy
Final Rank	10
Fastest Section Time (Section)	0:10.87 (1000m)
Top Speed [km/h] (Section)	69.2 (1000m)
Race State	Finished



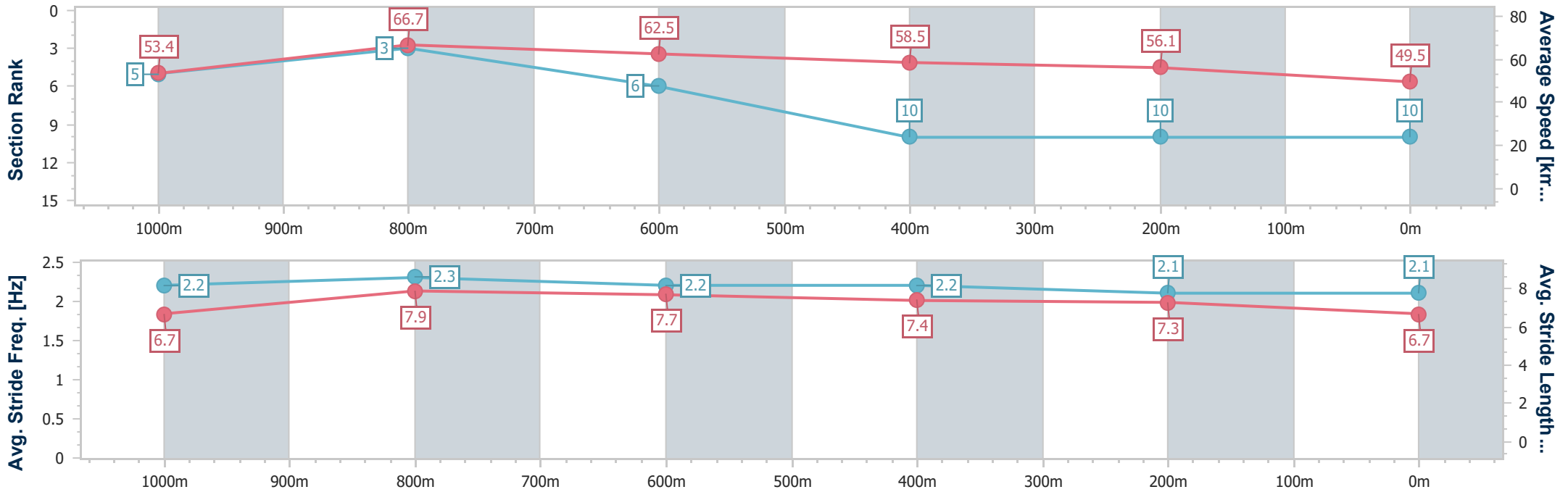
Sunshine Coast QLD Professional
 Race 7: AUSTRALIAN ENERGY ANALYTICS QTIS Three-Year-Old BENCHMARK 65 Handicap - 1200m



22 December 2024 - 16:33

Track Rating: Soft 6, Weather: Fine, Rail Position: +12m Entire

Section	Overall	1000m	800m	600m	400m	200m
Section Times	1:15.82 [10] (0:13.49)	1:02.33 [5] (0:10.87)	0:51.46 [3] (0:11.70)	0:39.76 [6] (0:12.43)	0:27.33 [10] (0:12.84)	0:14.49 [10] (0:14.49)
Average Speed [km/h]	53.4	66.7	62.5	58.5	56.1	49.5
Top Speed [km/h]	68.9	69.2	64.4	60.5	57.5	53.5
Avg. Dist. to Rail [m]	7.2	3.2	2.7	1.6	1.2	1.0
Avg. Stride Freq. [Hz]	2.2	2.3	2.2	2.2	2.1	2.1
Avg. Stride Length [m]	6.7	7.9	7.7	7.4	7.3	6.7



- [] Ranking at each section and finish
- .-.- No data available at this section
- NA No data available