



Sunshine Coast QLD Professional

Race 7: SPOT PRODUCTIONS QTIS BENCHMARK 85 Handicap - 1200m

26 December 2024 - 17:10



Track Rating: Good 4, Weather: Fine, Rail Position: True

Section		Field Times											Last 600m	
		Overall	1000m	800m	600m	400m	200m						0:34.35	
		1:10.64 (0:13.43)	0:57.21 (0:11.18)	0:46.03 (0:11.68)	0:34.35 (0:11.49)	0:22.86 (0:11.17)	0:11.69 (0:11.69)							
Rank	TAB	Horse/Jockey	Barrier	Top Speed [km/h]	Fastest Section								Margin	Distance Travelled [m]
1	10	BUSTING Angela Jones	9	68.3 400m	0:10.74 400m	1:10.64 [1] (0:14.20)	0:56.44 [8] (0:11.11)	0:45.33 [8] (0:11.54)	0:33.79 [8] (0:11.49)	0:22.30 [8] (0:10.74)	0:11.56 [4] (0:11.56)	1:10.64	0:33.79	
2	3	THE INFLECTOR Cejay Graham	5	67.3 Overall	0:11.06 400m	1:10.97 [2] (0:13.56)	0:57.41 [3] (0:11.31)	0:46.10 [3] (0:11.58)	0:34.52 [2] (0:11.48)	0:23.04 [2] (0:11.06)	0:11.98 [2] (0:11.98)	1.8L	0:34.52	+5
3	1	NED'S GULLY Cody Collis	6	66.6 400m	0:10.96 400m	1:10.98 [3] (0:13.80)	0:57.18 [6] (0:11.29)	0:45.89 [6] (0:11.51)	0:34.38 [6] (0:11.47)	0:22.91 [6] (0:10.96)	0:11.95 [3] (0:11.95)	1.9L	0:34.38	+6
4	9	BAD EDUCATION Nikita Beriman	3	66.4 Overall	0:11.16 400m	1:11.10 [4] (0:13.67)	0:57.43 [5] (0:11.30)	0:46.13 [4] (0:11.62)	0:34.51 [5] (0:11.48)	0:23.03 [7] (0:11.16)	0:11.87 [7] (0:11.87)	2.4L	0:34.51	+3
5	5	SKIRT THE LAW Ryan Maloney	8	65.9 1000m	0:11.17 400m	1:11.29 [5] (0:13.43)	0:57.86 [1] (0:11.18)	0:46.68 [1] (0:11.68)	0:35.00 [1] (0:11.49)	0:23.51 [1] (0:11.17)	0:12.34 [1] (0:12.34)	3.4L	0:35.00	-1
6	4	VIMINELE Bailey Wheeler	4	66.8 Overall	0:11.15 400m	1:11.43 [6] (0:14.03)	0:57.40 [7] (0:11.18)	0:46.22 [7] (0:11.56)	0:34.66 [7] (0:11.27)	0:23.39 [5] (0:11.15)	0:12.24 [6] (0:12.24)	4.2L	0:34.66	-1
7	2	PARTY FOR TWO Boris Thornton	2	67.5 Overall	0:11.21 400m	1:11.65 [7] (0:13.48)	0:58.17 [2] (0:11.34)	0:46.83 [2] (0:11.69)	0:35.14 [3] (0:11.46)	0:23.68 [4] (0:11.21)	0:12.47 [5] (0:12.47)	5.5L	0:35.14	+2
8	8	IN EVIDENCE Emily Lang	7	66.1 800m	0:11.16 1000m	1:12.57 [8] (0:14.47)	0:58.10 [9] (0:11.16)	0:46.94 [9] (0:11.35)	0:35.59 [9] (0:11.58)	0:24.01 [9] (0:11.57)	0:12.44 [9] (0:12.44)	10.8L	0:35.59	+5
9	7	EPIC PROPORTIONS Kyle Wilson-Taylor	1	65.2 400m	0:11.29 400m	1:12.85 [9] (0:13.65)	0:59.20 [4] (0:11.38)	0:47.82 [5] (0:11.50)	0:36.32 [4] (0:11.43)	0:24.89 [3] (0:11.29)	0:13.60 [8] (0:13.60)	12.3L	0:36.32	-2

Scratched: Jack Be Lucky (#6)

[] Ranking at each section and finish
 -:-:- No data available at this section
 NA No data available

SCN Saddle cloth number
 DNF Did not finish
 DNT Did not track



Horse/Jockey Name	Busting
Final Rank	1
Fastest Section Time (Section)	0:10.74 (400m)
Top Speed [km/h] (Section)	68.3 (400m)
Race State	Finished



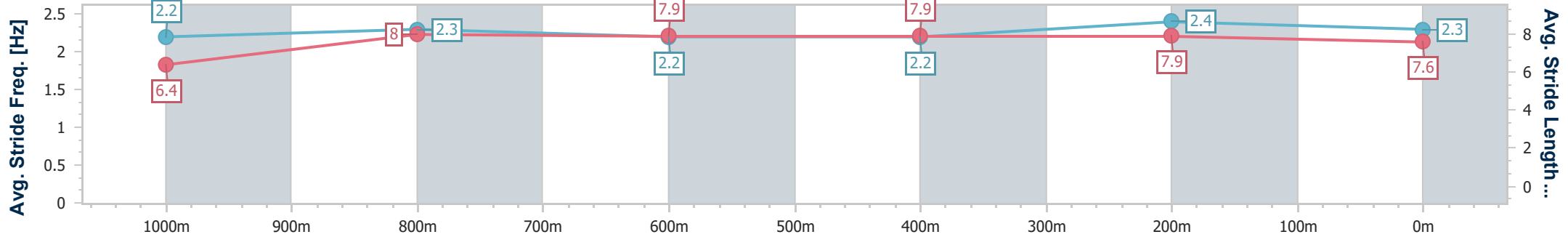
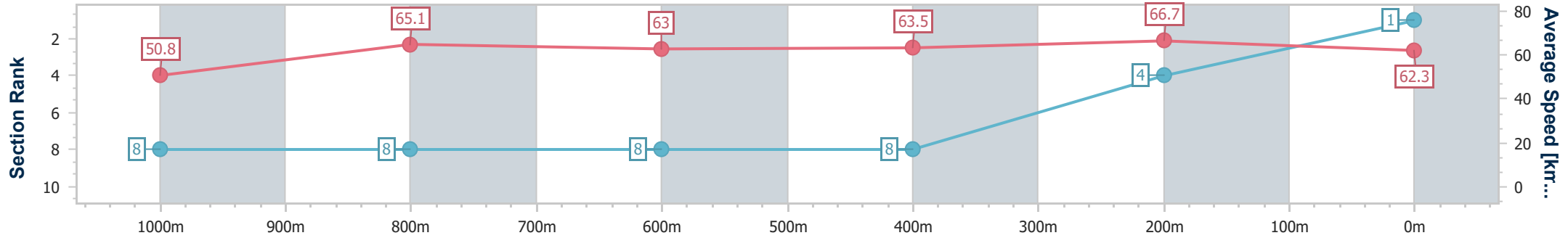
Sunshine Coast QLD Professional
Race 7: SPOT PRODUCTIONS QTIS BENCHMARK 85 Handicap - 1200m



26 December 2024 - 17:10

Track Rating: Good 4, Weather: Fine, Rail Position: True

Section	Overall	1000m	800m	600m	400m	200m
Section Times	1:10.64 [1] (0:14.20)	0:56.44 [8] (0:11.11)	0:45.33 [8] (0:11.54)	0:33.79 [8] (0:11.49)	0:22.30 [8] (0:10.74)	0:11.56 [4]
Average Speed [km/h]	50.8	65.1	63.0	63.5	66.7	62.3
Top Speed [km/h]	65.5	66.4	64.6	66.0	68.3	65.4
Avg. Dist. to Rail [m]	7.7	2.1	1.5	2.0	7.5	8.7
Avg. Stride Freq. [Hz]	2.2	2.3	2.2	2.2	2.4	2.3
Avg. Stride Length [m]	6.4	8.0	7.9	7.9	7.9	7.6



- [] Ranking at each section and finish
- .-.- No data available at this section
- NA No data available



Horse/Jockey Name	The Inflictor
Final Rank	2
Fastest Section Time (Section)	0:11.06 (400m)
Top Speed [km/h] (Section)	67.3 (Overall)
Race State	Finished



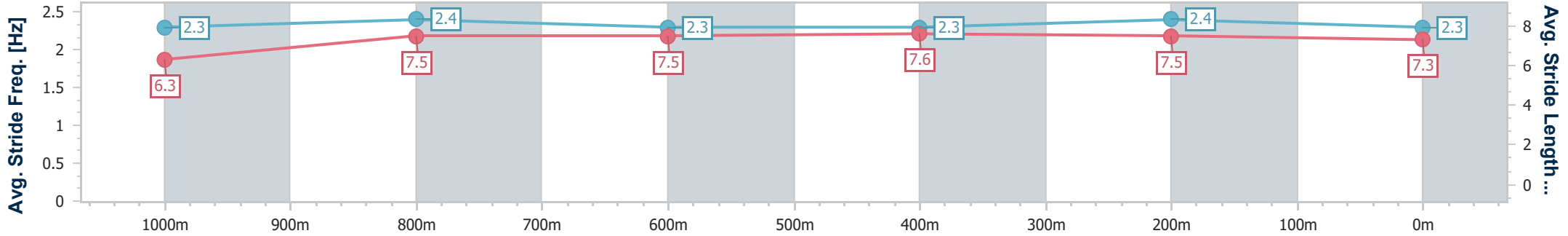
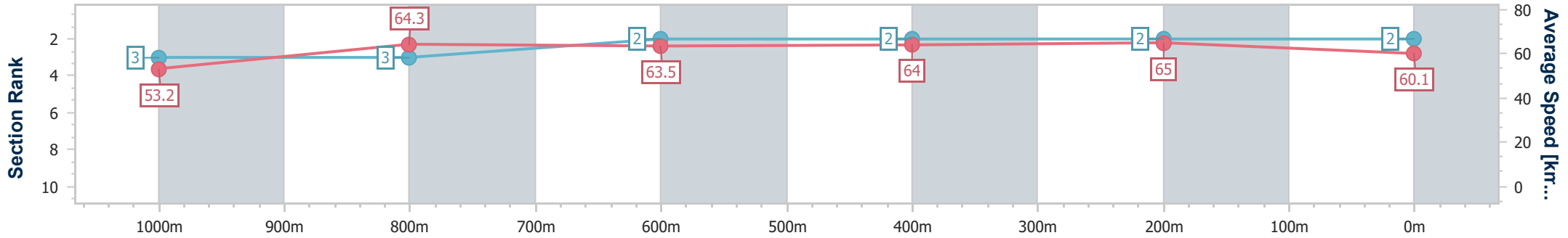
Sunshine Coast QLD Professional
Race 7: SPOT PRODUCTIONS QTIS BENCHMARK 85 Handicap - 1200m



26 December 2024 - 17:10

Track Rating: Good 4, Weather: Fine, Rail Position: True

Section	Overall	1000m	800m	600m	400m	200m
Section Times	1:10.97 [2] (0:13.56)	0:57.41 [3] (0:11.31)	0:46.10 [3] (0:11.58)	0:34.52 [2] (0:11.48)	0:23.04 [2] (0:11.06)	0:11.98 [2] (0:11.98)
Average Speed [km/h]	53.2	64.3	63.5	64.0	65.0	60.1
Top Speed [km/h]	67.3	65.2	64.4	64.8	65.6	63.5
Avg. Dist. to Rail [m]	6.6	4.3	3.8	3.1	5.4	5.0
Avg. Stride Freq. [Hz]	2.3	2.4	2.3	2.3	2.4	2.3
Avg. Stride Length [m]	6.3	7.5	7.5	7.6	7.5	7.3



- [] Ranking at each section and finish
- .-.- No data available at this section
- NA No data available



Horse/Jockey Name	Ned's Gully
Final Rank	3
Fastest Section Time (Section)	0:10.96 (400m)
Top Speed [km/h] (Section)	66.6 (400m)
Race State	Finished



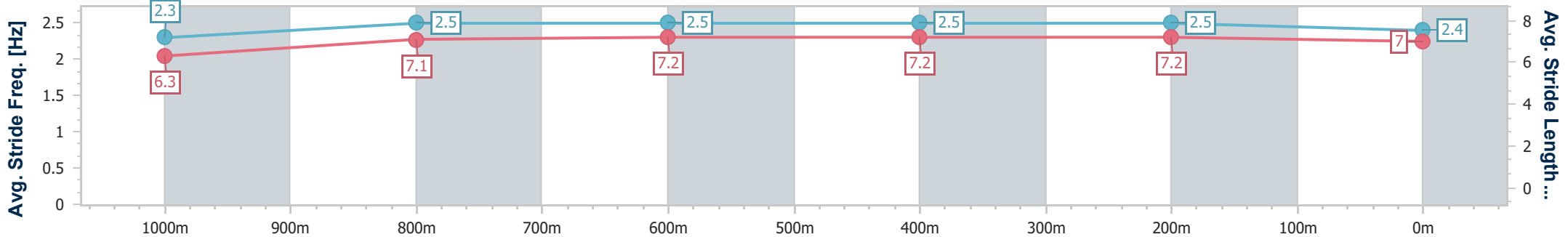
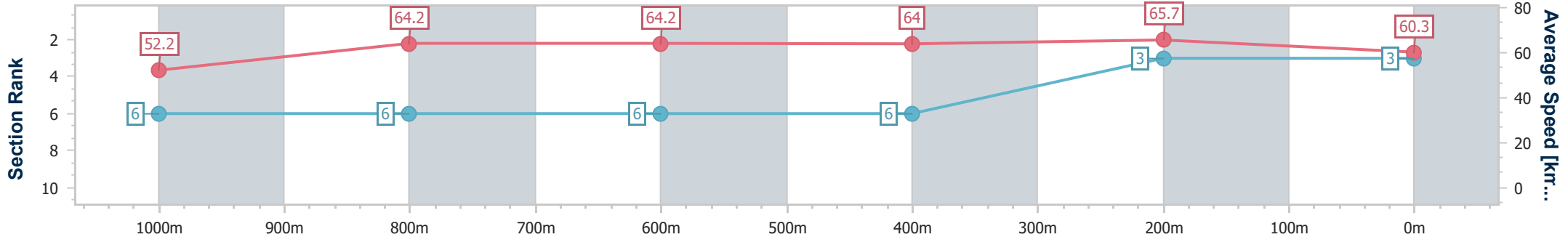
Sunshine Coast QLD Professional
Race 7: SPOT PRODUCTIONS QTIS BENCHMARK 85 Handicap - 1200m



26 December 2024 - 17:10

Track Rating: Good 4, Weather: Fine, Rail Position: True

Section	Overall	1000m	800m	600m	400m	200m
Section Times	1:10.98 [3] (0:13.80)	0:57.18 [6] (0:11.29)	0:45.89 [6] (0:11.51)	0:34.38 [6] (0:11.47)	0:22.91 [6] (0:10.96)	0:11.95 [3] (0:11.95)
Average Speed [km/h]	52.2	64.2	64.2	64.0	65.7	60.3
Top Speed [km/h]	64.5	65.6	64.7	66.3	66.6	64.0
Avg. Dist. to Rail [m]	7.2	4.0	3.8	3.7	6.9	6.8
Avg. Stride Freq. [Hz]	2.3	2.5	2.5	2.5	2.5	2.4
Avg. Stride Length [m]	6.3	7.1	7.2	7.2	7.2	7.0



- [] Ranking at each section and finish
- .-.- No data available at this section
- NA No data available



Horse/Jockey Name	Bad Education
Final Rank	4
Fastest Section Time (Section)	0:11.16 (400m)
Top Speed [km/h] (Section)	66.4 (Overall)
Race State	Finished



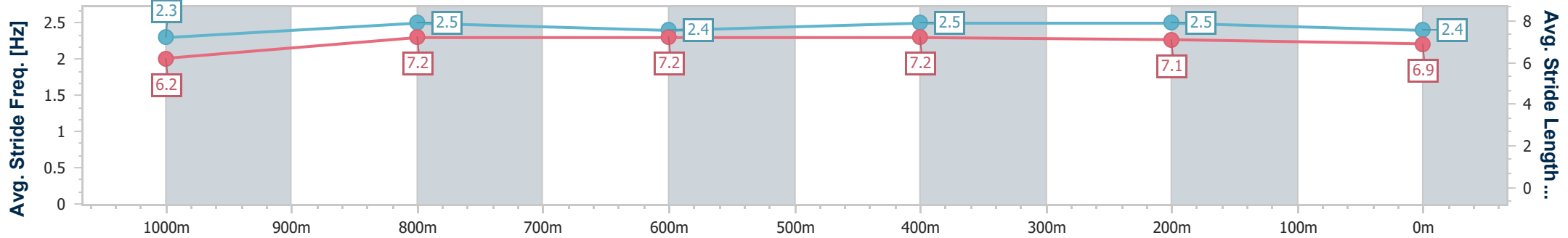
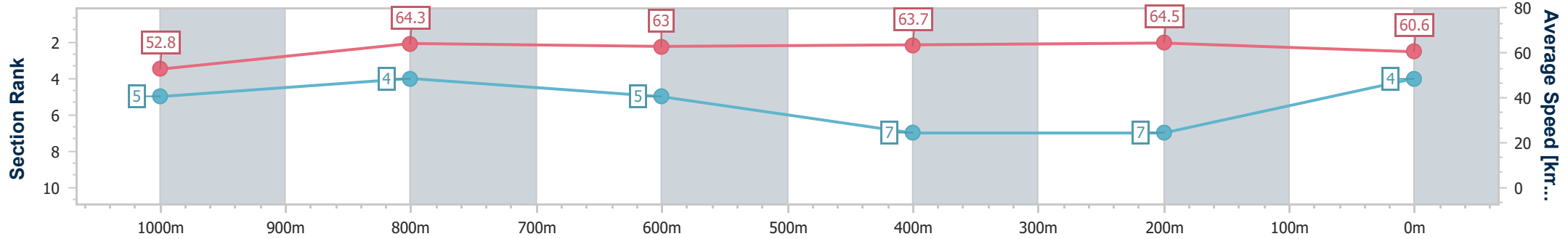
Sunshine Coast QLD Professional
Race 7: SPOT PRODUCTIONS QTIS BENCHMARK 85 Handicap - 1200m



26 December 2024 - 17:10

Track Rating: Good 4, Weather: Fine, Rail Position: True

Section	Overall	1000m	800m	600m	400m	200m
Section Times	1:11.10 [4] (0:13.67)	0:57.43 [5] (0:11.30)	0:46.13 [4] (0:11.62)	0:34.51 [5] (0:11.48)	0:23.03 [7] (0:11.16)	0:11.87 [7] (0:11.87)
Average Speed [km/h]	52.8	64.3	63.0	63.7	64.5	60.6
Top Speed [km/h]	66.4	66.1	63.7	64.8	65.3	63.5
Avg. Dist. to Rail [m]	5.6	3.3	3.0	2.3	4.6	6.5
Avg. Stride Freq. [Hz]	2.3	2.5	2.4	2.5	2.5	2.4
Avg. Stride Length [m]	6.2	7.2	7.2	7.2	7.1	6.9



- [] Ranking at each section and finish
- .-.- No data available at this section
- NA No data available



Horse/Jockey Name	Skirt The Law
Final Rank	5
Fastest Section Time (Section)	0:11.17 (400m)
Top Speed [km/h] (Section)	65.9 (1000m)
Race State	Finished



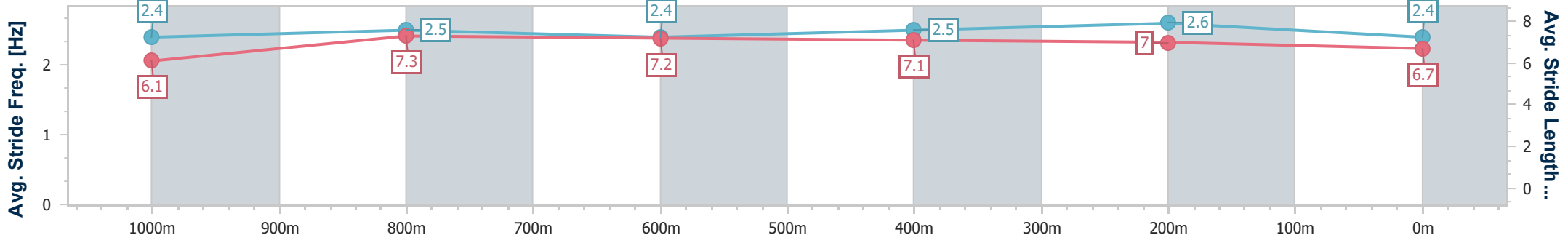
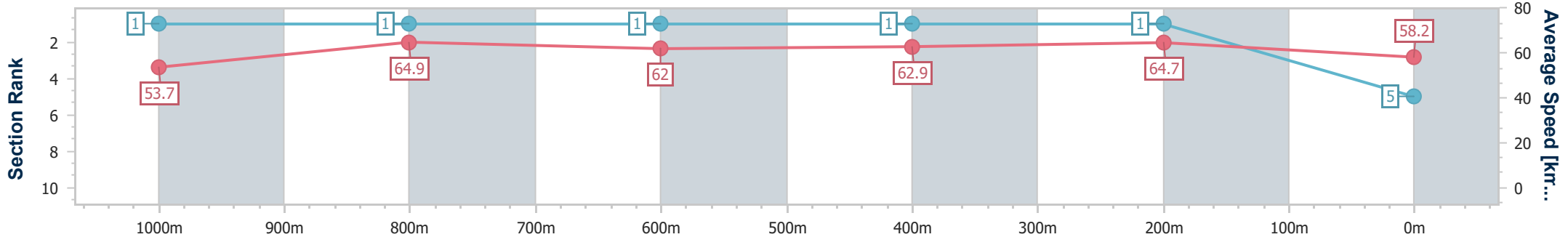
Sunshine Coast QLD Professional
Race 7: SPOT PRODUCTIONS QTIS BENCHMARK 85 Handicap - 1200m



26 December 2024 - 17:10

Track Rating: Good 4, Weather: Fine, Rail Position: True

Section	Overall	1000m	800m	600m	400m	200m
Section Times	1:11.29 [5] (0:13.43)	0:57.86 [1] (0:11.18)	0:46.68 [1] (0:11.68)	0:35.00 [1] (0:11.49)	0:23.51 [1] (0:11.17)	0:12.34 [1] (0:12.34)
Average Speed [km/h]	53.7	64.9	62.0	62.9	64.7	58.2
Top Speed [km/h]	65.4	65.9	63.0	65.1	65.2	62.1
Avg. Dist. to Rail [m]	7.8	2.5	1.0	1.2	3.8	4.1
Avg. Stride Freq. [Hz]	2.4	2.5	2.4	2.5	2.6	2.4
Avg. Stride Length [m]	6.1	7.3	7.2	7.1	7.0	6.7



- [] Ranking at each section and finish
- .-.- No data available at this section
- NA No data available



Horse/Jockey Name	Viminele
Final Rank	6
Fastest Section Time (Section)	0:11.15 (400m)
Top Speed [km/h] (Section)	66.8 (Overall)
Race State	Finished



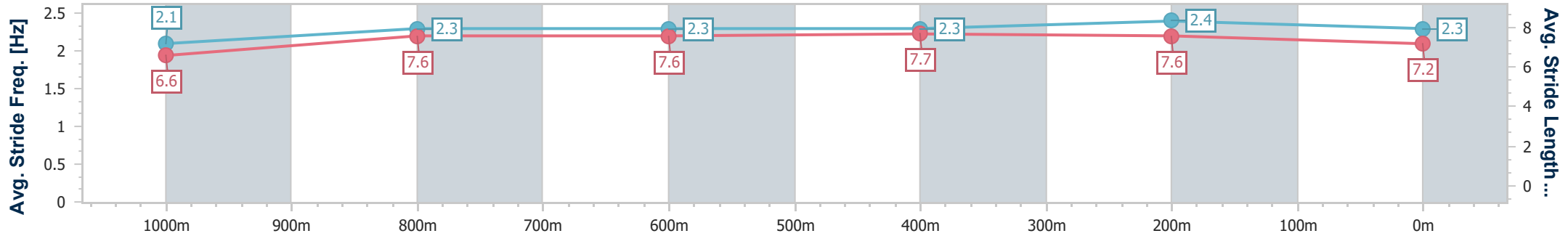
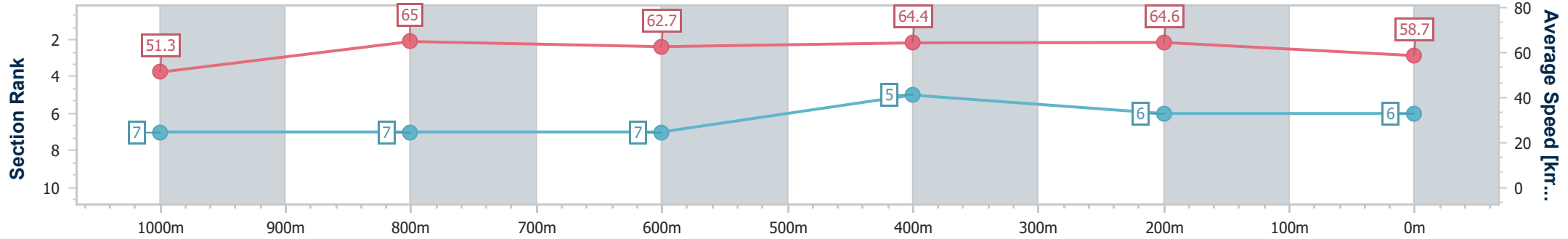
Sunshine Coast QLD Professional
Race 7: SPOT PRODUCTIONS QTIS BENCHMARK 85 Handicap - 1200m



26 December 2024 - 17:10

Track Rating: Good 4, Weather: Fine, Rail Position: True

Section	Overall	1000m	800m	600m	400m	200m
Section Times	1:11.43 [6] (0:14.03)	0:57.40 [7] (0:11.18)	0:46.22 [7] (0:11.56)	0:34.66 [7] (0:11.27)	0:23.39 [5] (0:11.15)	0:12.24 [6] (0:12.24)
Average Speed [km/h]	51.3	65.0	62.7	64.4	64.6	58.7
Top Speed [km/h]	66.8	66.8	64.2	65.8	65.7	63.1
Avg. Dist. to Rail [m]	5.3	2.4	1.7	0.7	3.3	3.6
Avg. Stride Freq. [Hz]	2.1	2.3	2.3	2.3	2.4	2.3
Avg. Stride Length [m]	6.6	7.6	7.6	7.7	7.6	7.2



- [] Ranking at each section and finish
- .-.- No data available at this section
- NA No data available



Horse/Jockey Name	Party For Two
Final Rank	7
Fastest Section Time (Section)	0:11.21 (400m)
Top Speed [km/h] (Section)	67.5 (Overall)
Race State	Finished



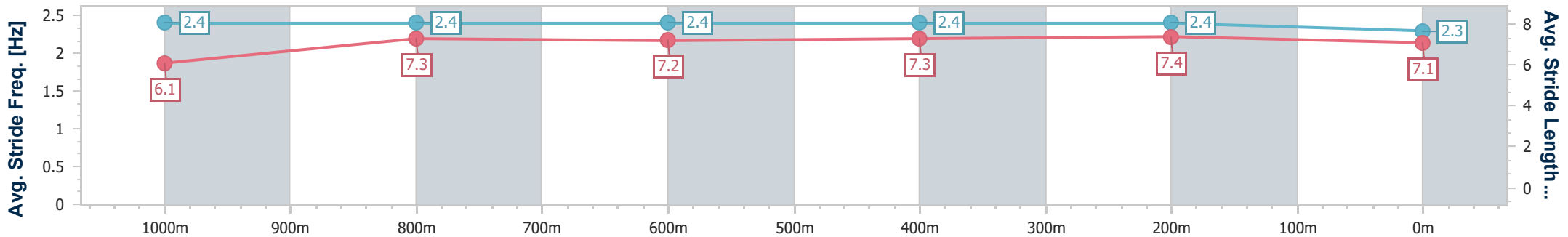
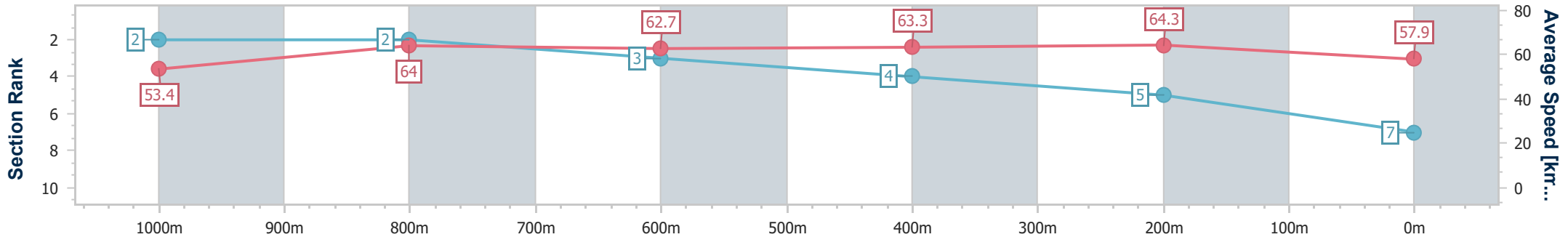
Sunshine Coast QLD Professional
Race 7: SPOT PRODUCTIONS QTIS BENCHMARK 85 Handicap - 1200m



26 December 2024 - 17:10

Track Rating: Good 4, Weather: Fine, Rail Position: True

Section	Overall	1000m	800m	600m	400m	200m
Section Times	1:11.65 [7] (0:13.48)	0:58.17 [2] (0:11.34)	0:46.83 [2] (0:11.69)	0:35.14 [3] (0:11.46)	0:23.68 [4] (0:11.21)	0:12.47 [5] (0:12.47)
Average Speed [km/h]	53.4	64.0	62.7	63.3	64.3	57.9
Top Speed [km/h]	67.5	64.8	64.3	64.4	65.9	61.9
Avg. Dist. to Rail [m]	5.0	3.2	2.7	1.5	4.1	5.6
Avg. Stride Freq. [Hz]	2.4	2.4	2.4	2.4	2.4	2.3
Avg. Stride Length [m]	6.1	7.3	7.2	7.3	7.4	7.1



- [] Ranking at each section and finish
- .-.- No data available at this section
- NA No data available



Horse/Jockey Name	In Evidence
Final Rank	8
Fastest Section Time (Section)	0:11.16 (1000m)
Top Speed [km/h] (Section)	66.1 (800m)
Race State	Finished



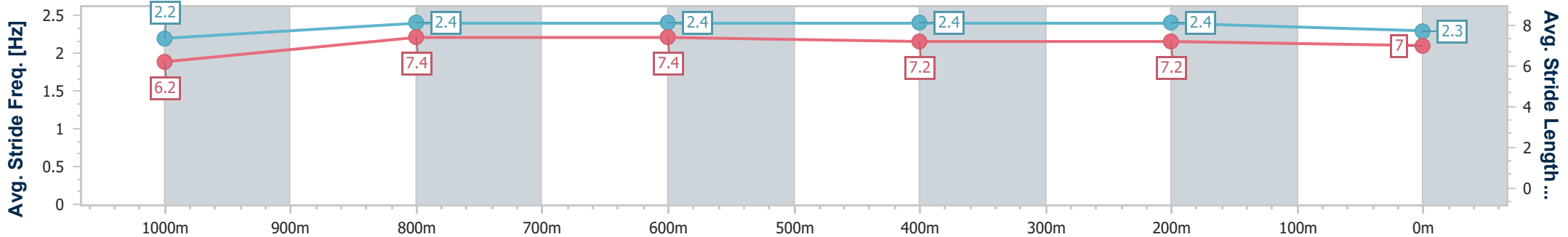
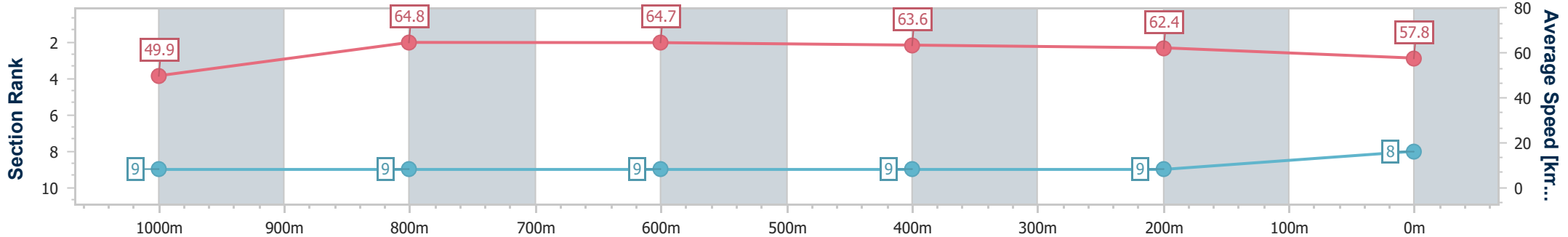
Sunshine Coast QLD Professional
Race 7: SPOT PRODUCTIONS QTIS BENCHMARK 85 Handicap - 1200m



26 December 2024 - 17:10

Track Rating: Good 4, Weather: Fine, Rail Position: True

Section	Overall	1000m	800m	600m	400m	200m
Section Times	1:12.57 [8] (0:14.47)	0:58.10 [9] (0:11.16)	0:46.94 [9] (0:11.35)	0:35.59 [9] (0:11.58)	0:24.01 [9] (0:11.57)	0:12.44 [9] (0:12.44)
Average Speed [km/h]	49.9	64.8	64.7	63.6	62.4	57.8
Top Speed [km/h]	63.8	65.9	66.1	64.6	63.7	60.6
Avg. Dist. to Rail [m]	6.4	2.8	3.5	3.9	5.3	5.9
Avg. Stride Freq. [Hz]	2.2	2.4	2.4	2.4	2.4	2.3
Avg. Stride Length [m]	6.2	7.4	7.4	7.2	7.2	7.0



- [] Ranking at each section and finish
- .-.- No data available at this section
- NA No data available



Horse/Jockey Name	Epic Proportions
Final Rank	9
Fastest Section Time (Section)	0:11.29 (400m)
Top Speed [km/h] (Section)	65.2 (400m)
Race State	Finished



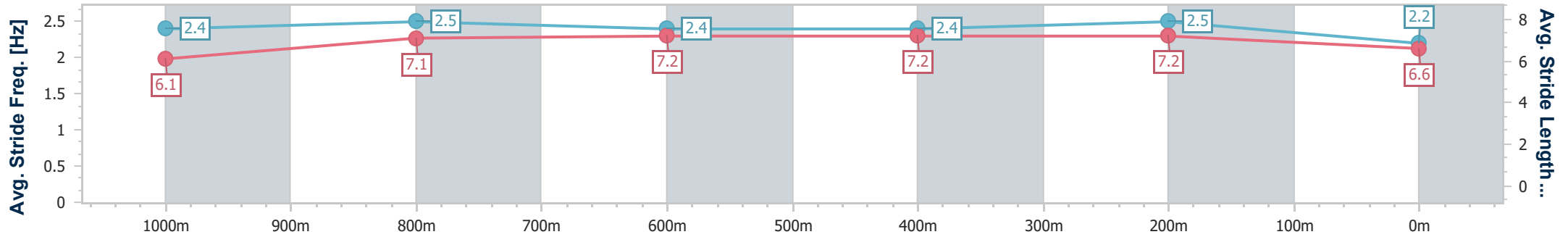
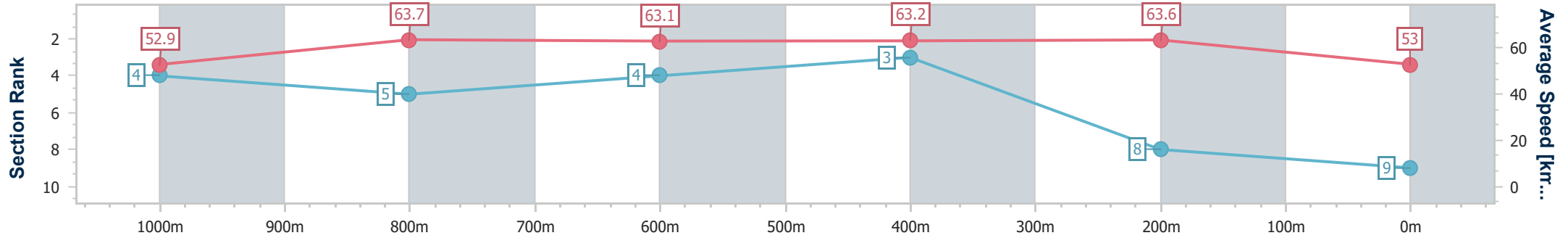
Sunshine Coast QLD Professional
Race 7: SPOT PRODUCTIONS QTIS BENCHMARK 85 Handicap - 1200m



26 December 2024 - 17:10

Track Rating: Good 4, Weather: Fine, Rail Position: True

Section	Overall	1000m	800m	600m	400m	200m
Section Times	1:12.85 [9] (0:13.65)	0:59.20 [4] (0:11.38)	0:47.82 [5] (0:11.50)	0:36.32 [4] (0:11.43)	0:24.89 [3] (0:11.29)	0:13.60 [8] (0:13.60)
Average Speed [km/h]	52.9	63.7	63.1	63.2	63.6	53.0
Top Speed [km/h]	64.9	64.6	64.4	64.6	65.2	61.3
Avg. Dist. to Rail [m]	3.2	2.2	1.3	0.5	3.4	5.4
Avg. Stride Freq. [Hz]	2.4	2.5	2.4	2.4	2.5	2.2
Avg. Stride Length [m]	6.1	7.1	7.2	7.2	7.2	6.6



- [] Ranking at each section and finish
- .-.- No data available at this section
- NA No data available