

Track Rating: Good 4, Weather: Fine, Rail Position: +7m Entire

Section		Overall	2000m	1800m	1600m	1400m	1200m	1000m	Last 600m				
Field Times		2:16.41 (0:13.83)	2:02.58 (0:11.40)	1:51.18 (0:12.12)	1:39.06 (0:12.92)	1:26.14 (0:12.65)	1:13.49 (0:12.62)	1:00.87 (0:12.53)	0:36.07				
Rank	TAB Horse/Jockey	Barrier	Top Speed [km/h]	Fastest Section									Distance Travelled [m]
1	4 VERMEER Mark Du Plessis	1	63.3 2000m	0:11.55 2000m	2:16.41 [1] (0:13.83)	2:02.58 [1] (0:11.55)	1:51.03 [2] (0:12.46)	1:38.57 [2] (0:12.84)	1:25.73 [3] (0:12.68)	1:13.05 [3] (0:12.67)	1:00.38 [3] (0:12.41)	0:35.73	
2	5 CLASSIQUE GAL Samantha Collett	3	63.0 2000m	0:11.73 2000m	2:16.42 [2] (0:14.53)	2:01.89 [5] (0:11.73)	1:50.16 [4] (0:12.27)	1:37.89 [5] (0:12.59)	1:25.30 [5] (0:12.40)	1:12.90 [4] (0:12.63)	1:00.27 [4] (0:12.37)	0:35.81	+6
3	3 VENTUROUS Cejay Graham	5	63.1 Overall	0:11.63 2000m	2:16.45 [3] (0:14.27)	2:02.18 [3] (0:11.63)	1:50.55 [3] (0:12.15)	1:38.40 [3] (0:12.54)	1:25.86 [2] (0:12.61)	1:13.25 [2] (0:12.63)	1:00.62 [2] (0:12.39)	0:36.02	+4
4	6 DEL CAMPO Kenji Yoshida	7	62.2 2000m	0:11.69 2000m	2:16.75 [4] (0:14.85)	2:01.90 [7] (0:11.69)	1:50.21 [6] (0:12.29)	1:37.92 [7] (0:12.61)	1:25.31 [7] (0:12.38)	1:12.93 [6] (0:12.60)	1:00.33 [6] (0:12.33)	0:35.92	+6
5	1 TAPPY'S LAD Paul Hamblin	2	62.8 2000m	0:11.80 2000m	2:17.02 [5] (0:14.48)	2:02.54 [4] (0:11.80)	1:50.74 [5] (0:12.21)	1:38.53 [4] (0:12.57)	1:25.96 [4] (0:12.55)	1:13.41 [5] (0:12.71)	1:00.70 [5] (0:12.38)	0:36.13	-5
6	8 BAMBALAM Georgina Cartwright	4	64.6 2000m	0:11.24 2000m	2:17.51 [6] (0:13.99)	2:03.52 [2] (0:11.24)	1:52.28 [1] (0:12.12)	1:40.16 [1] (0:12.92)	1:27.24 [1] (0:12.65)	1:14.59 [1] (0:12.62)	1:01.97 [1] (0:12.53)	0:37.17	-1
7	7 GENERAL BARCA Micheal Hellyer	6	62.2 600m	0:11.74 2000m	2:18.17 [7] (0:14.84)	2:03.33 [6] (0:11.74)	1:51.59 [7] (0:12.16)	1:39.43 [6] (0:12.63)	1:26.80 [6] (0:12.48)	1:14.32 [7] (0:12.69)	1:01.63 [7] (0:12.37)	0:37.11	+1

Scratched: Highland Hill (#2)



# Ipswich QLD Professional

## Race 1: SCHWEPPE'S BENCHMARK 68 Handicap - 2190m

27 December 2024 - 13:29



Track Rating: Good 4, Weather: Fine, Rail Position: +7m Entire

Section					800m	600m	400m	200m				
Field Times					0:48.34 (0:12.27)	0:36.07 (0:11.87)	0:24.20 (0:12.02)	0:12.18 (0:12.18)	Last 600m 0:36.07			
Rank	TAB	Horse/Jockey	Barrier	Top Speed [km/h]	Fastest Section					Margin	Distance Travelled [m]	
1	4	<b>VERMEER</b> Mark Du Plessis	1	63.3 2000m	0:11.55 2000m	0:47.97 [3] (0:12.24)	0:35.73 [4] (0:11.81)	0:23.92 [4] (0:11.81)	0:12.11 [2] (0:12.11)	2:16.41	0:35.73	
2	5	<b>CLASSIQUE GAL</b> Samantha Collett	3	63.0 2000m	0:11.73 2000m	0:47.90 [4] (0:12.09)	0:35.81 [3] (0:11.88)	0:23.93 [3] (0:11.87)	0:12.06 [3] (0:12.06)	0.07L	0:35.81	+6
3	3	<b>VENTUROUS</b> Cejay Graham	5	63.1 Overall	0:11.63 2000m	0:48.23 [2] (0:12.21)	0:36.02 [2] (0:11.78)	0:24.24 [1] (0:12.02)	0:12.22 [1] (0:12.22)	0.22L	0:36.02	+4
4	6	<b>DEL CAMPO</b> Kenji Yoshida	7	62.2 2000m	0:11.69 2000m	0:48.00 [6] (0:12.08)	0:35.92 [5] (0:11.87)	0:24.05 [5] (0:11.95)	0:12.10 [5] (0:12.10)	2L	0:35.92	+6
5	1	<b>TAPPY'S LAD</b> Paul Hamblin	2	62.8 2000m	0:11.80 2000m	0:48.32 [5] (0:12.19)	0:36.13 [6] (0:11.97)	0:24.16 [6] (0:12.07)	0:12.09 [6] (0:12.09)	3.6L	0:36.13	-5
6	8	<b>BAMBALAM</b> Georgina Cartwright	4	64.6 2000m	0:11.24 2000m	0:49.44 [1] (0:12.27)	0:37.17 [1] (0:11.95)	0:25.22 [2] (0:12.31)	0:12.91 [4] (0:12.91)	6.48L	0:37.17	-1
7	7	<b>GENERAL BARCA</b> Micheal Hellyer	6	62.2 600m	0:11.74 2000m	0:49.26 [7] (0:12.15)	0:37.11 [7] (0:11.85)	0:25.26 [7] (0:12.21)	0:13.05 [7] (0:13.05)	10.36L	0:37.11	+1

Scratched: Highland Hill (#2)

[ ] Ranking at each section and finish  
 -:-:- No data available at this section  
 NA No data available

SCN Saddle cloth number  
 DNF Did not finish  
 DNT Did not track



Horse/Jockey Name	Vermeer
Final Rank	1
Fastest Section Time (Section)	0:11.55 (2000m)
Top Speed [km/h] (Section)	63.3 (2000m)
Race State	Finished



### Ipswich QLD Professional

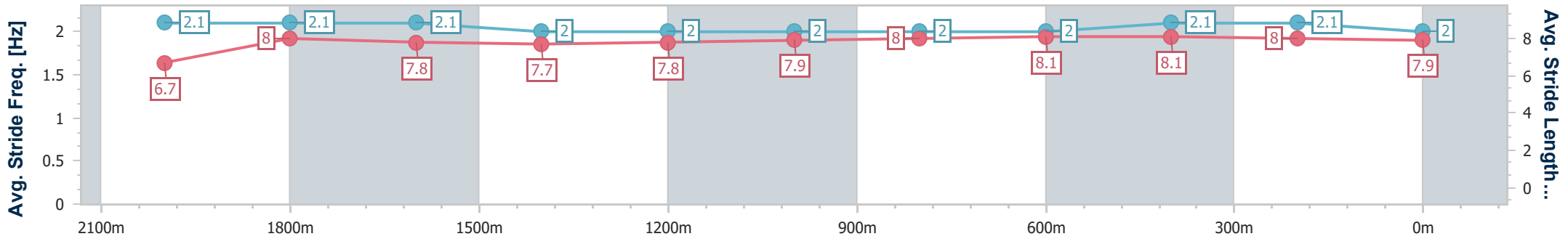
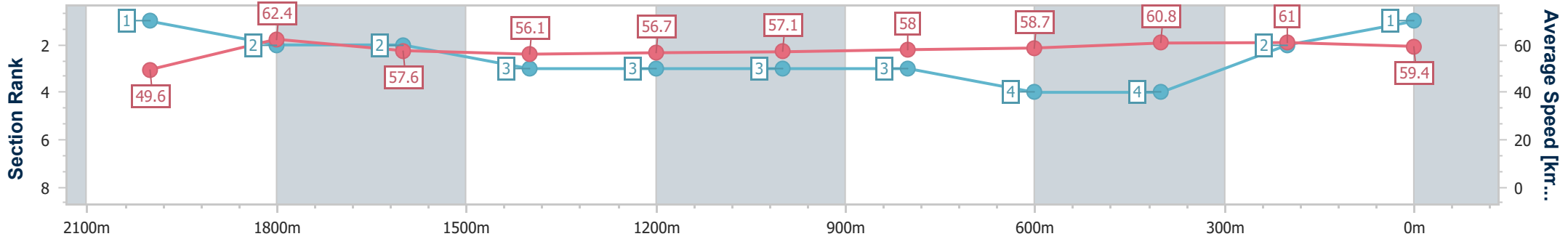
Race 1: SCHWEPPE'S BENCHMARK 68 Handicap - 2190m

27 December 2024 - 13:29



Track Rating: Good 4, Weather: Fine, Rail Position: +7m Entire

Section	Overall	2000m	1800m	1600m	1400m	1200m	1000m	800m	600m	400m	200m
Section Times	2:16.41 [1] (0:13.83)	2:02.58 [1] (0:11.55)	1:51.03 [2] (0:12.46)	1:38.57 [2] (0:12.84)	1:25.73 [3] (0:12.68)	1:13.05 [3] (0:12.67)	1:00.38 [3] (0:12.41)	0:47.97 [3] (0:12.24)	0:35.73 [4] (0:11.81)	0:23.92 [4] (0:11.81)	0:12.11 [2] (0:12.11)
Average Speed [km/h]	49.6	62.4	57.6	56.1	56.7	57.1	58.0	58.7	60.8	61.0	59.4
Top Speed [km/h]	62.6	63.3	60.4	57.4	57.5	58.1	58.5	60.6	61.6	62.1	61.1
Avg. Dist. to Rail [m]	0.6	0.6	0.4	0.2	0.2	0.4	0.3	0.6	0.5	0.6	1.2
Avg. Stride Freq. [Hz]	2.1	2.1	2.1	2.0	2.0	2.0	2.0	2.0	2.1	2.1	2.0
Avg. Stride Length [m]	6.7	8.0	7.8	7.7	7.8	7.9	8.0	8.1	8.1	8.0	7.9



- [ ] Ranking at each section and finish
- .-.- No data available at this section
- NA No data available



Horse/Jockey Name	Classique Gal
Final Rank	2
Fastest Section Time (Section)	0:11.73 (2000m)
Top Speed [km/h] (Section)	63.0 (2000m)
Race State	Finished



### Ipswich QLD Professional

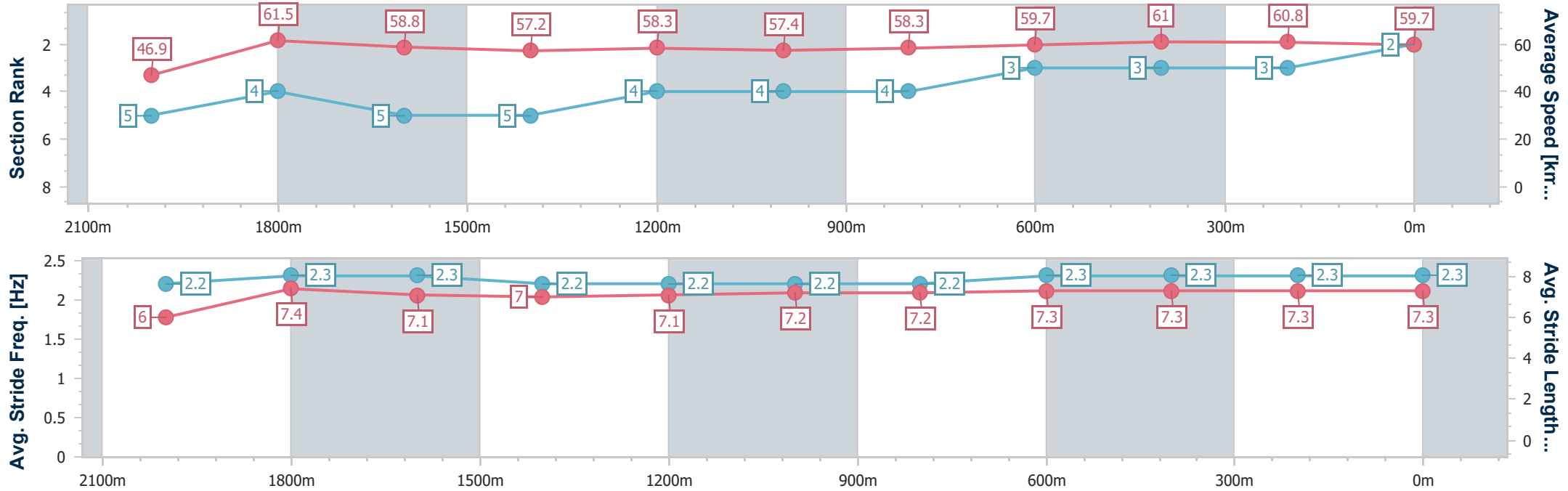
Race 1: SCHWEPPE'S BENCHMARK 68 Handicap - 2190m

27 December 2024 - 13:29



Track Rating: Good 4, Weather: Fine, Rail Position: +7m Entire

Section	Overall	2000m	1800m	1600m	1400m	1200m	1000m	800m	600m	400m	200m
Section Times	2:16.42 [2] (0:14.53)	2:01.89 [5] (0:11.73)	1:50.16 [4] (0:12.27)	1:37.89 [5] (0:12.59)	1:25.30 [5] (0:12.40)	1:12.90 [4] (0:12.63)	1:00.27 [4] (0:12.37)	0:47.90 [4] (0:12.09)	0:35.81 [3] (0:11.88)	0:23.93 [3] (0:11.87)	0:12.06 [3] (0:12.06)
Average Speed [km/h]	46.9	61.5	58.8	57.2	58.3	57.4	58.3	59.7	61.0	60.8	59.7
Top Speed [km/h]	60.0	63.0	60.5	58.4	58.8	58.8	59.0	61.1	61.7	62.1	61.3
Avg. Dist. to Rail [m]	1.1	0.5	0.5	0.5	0.8	0.9	0.7	0.7	1.1	2.0	2.5
Avg. Stride Freq. [Hz]	2.2	2.3	2.3	2.2	2.2	2.2	2.2	2.3	2.3	2.3	2.3
Avg. Stride Length [m]	6.0	7.4	7.1	7.0	7.1	7.2	7.2	7.3	7.3	7.3	7.3



- [ ] Ranking at each section and finish
- .-.- No data available at this section
- NA No data available



Horse/Jockey Name	Venturous
Final Rank	3
Fastest Section Time (Section)	0:11.63 (2000m)
Top Speed [km/h] (Section)	63.1 (Overall)
Race State	Finished



### Ipswich QLD Professional

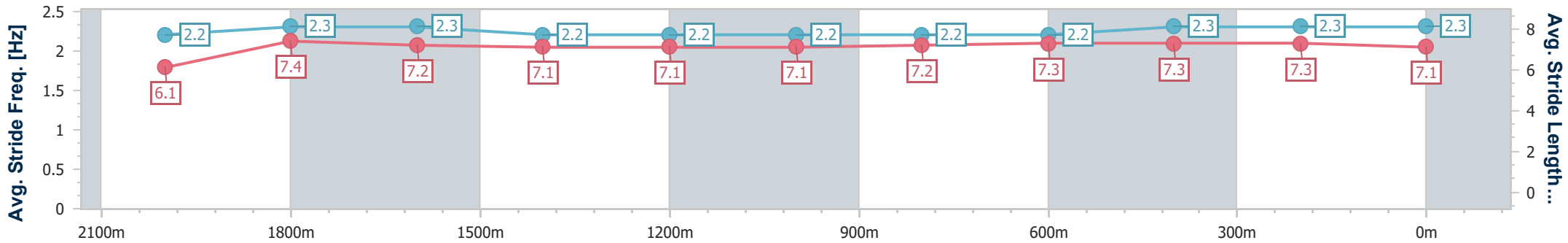
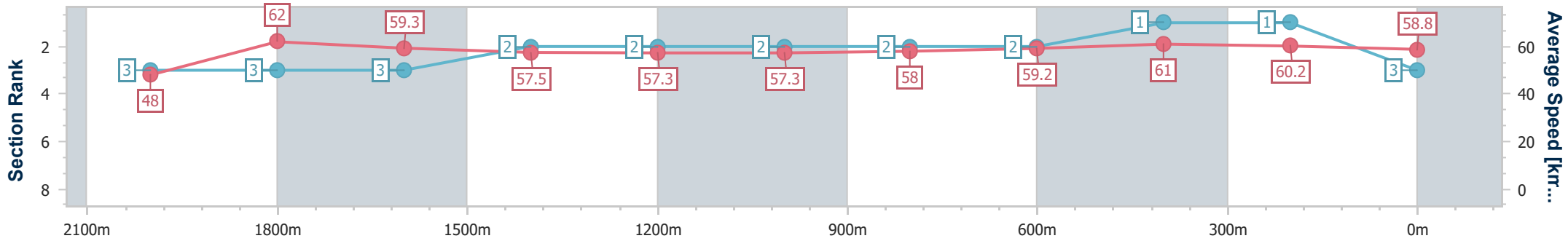
Race 1: SCHWEPPE'S BENCHMARK 68 Handicap - 2190m

27 December 2024 - 13:29

Track Rating: Good 4, Weather: Fine, Rail Position: +7m Entire



Section	Overall	2000m	1800m	1600m	1400m	1200m	1000m	800m	600m	400m	200m
Section Times	2:16.45 [3] (0:14.27)	2:02.18 [3] (0:11.63)	1:50.55 [3] (0:12.15)	1:38.40 [3] (0:12.54)	1:25.86 [2] (0:12.61)	1:13.25 [2] (0:12.63)	1:00.62 [2] (0:12.39)	0:48.23 [2] (0:12.21)	0:36.02 [2] (0:11.78)	0:24.24 [1] (0:12.02)	0:12.22 [1] (0:12.22)
Average Speed [km/h]	48.0	62.0	59.3	57.5	57.3	57.3	58.0	59.2	61.0	60.2	58.8
Top Speed [km/h]	63.1	62.3	60.8	58.9	58.5	57.9	58.6	60.7	61.7	61.1	59.4
Avg. Dist. to Rail [m]	4.0	0.7	0.3	1.1	0.6	0.9	0.6	0.2	0.4	0.2	0.5
Avg. Stride Freq. [Hz]	2.2	2.3	2.3	2.2	2.2	2.2	2.2	2.2	2.3	2.3	2.3
Avg. Stride Length [m]	6.1	7.4	7.2	7.1	7.1	7.1	7.2	7.3	7.3	7.3	7.1



- [ ] Ranking at each section and finish
- .-.- No data available at this section
- NA No data available



Horse/Jockey Name	Del Campo
Final Rank	4
Fastest Section Time (Section)	0:11.69 (2000m)
Top Speed [km/h] (Section)	62.2 (2000m)
Race State	Finished



### Ipswich QLD Professional

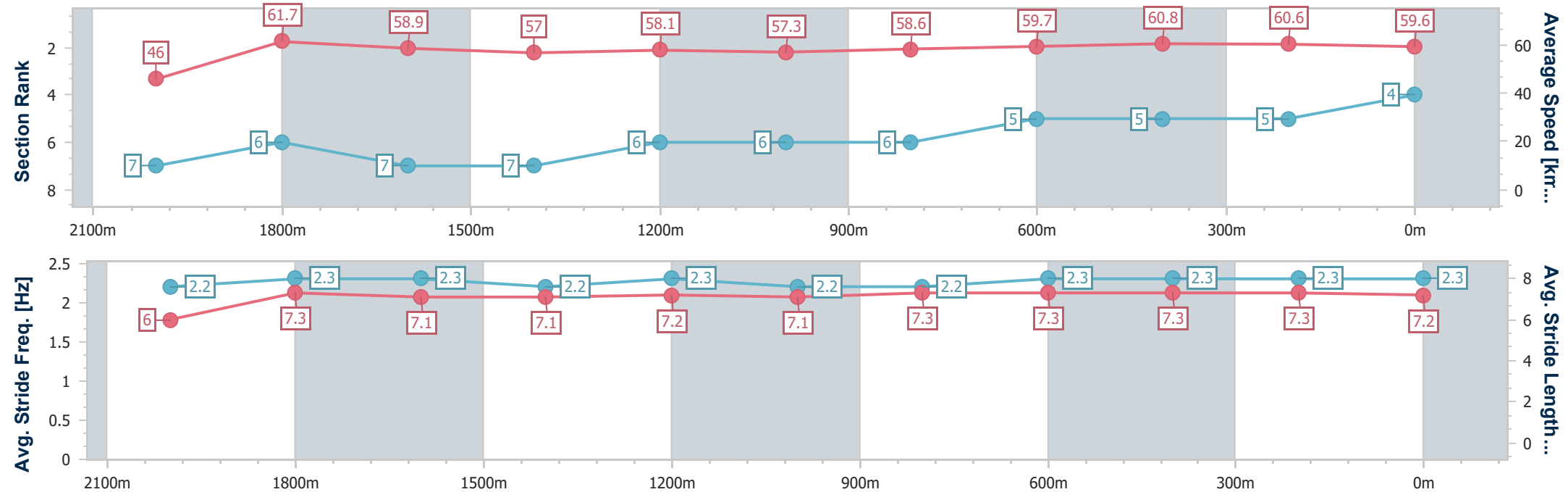
Race 1: SCHWEPPE'S BENCHMARK 68 Handicap - 2190m

27 December 2024 - 13:29

Track Rating: Good 4, Weather: Fine, Rail Position: +7m Entire



Section	Overall	2000m	1800m	1600m	1400m	1200m	1000m	800m	600m	400m	200m
Section Times	2:16.75 [4] (0:14.85)	2:01.90 [7] (0:11.69)	1:50.21 [6] (0:12.29)	1:37.92 [7] (0:12.61)	1:25.31 [7] (0:12.38)	1:12.93 [6] (0:12.60)	1:00.33 [6] (0:12.33)	0:48.00 [6] (0:12.08)	0:35.92 [5] (0:11.87)	0:24.05 [5] (0:11.95)	0:12.10 [5] (0:12.10)
Average Speed [km/h]	46.0	61.7	58.9	57.0	58.1	57.3	58.6	59.7	60.8	60.6	59.6
Top Speed [km/h]	60.4	62.2	61.5	58.1	58.9	58.3	59.6	61.1	61.7	60.9	60.8
Avg. Dist. to Rail [m]	4.7	1.1	0.6	0.6	0.7	0.9	0.8	0.3	1.0	1.9	3.2
Avg. Stride Freq. [Hz]	2.2	2.3	2.3	2.2	2.3	2.2	2.2	2.3	2.3	2.3	2.3
Avg. Stride Length [m]	6.0	7.3	7.1	7.1	7.2	7.1	7.3	7.3	7.3	7.3	7.2



- [ ] Ranking at each section and finish
- .-.- No data available at this section
- NA No data available



Horse/Jockey Name	Tappy's Lad
Final Rank	5
Fastest Section Time (Section)	0:11.80 (2000m)
Top Speed [km/h] (Section)	62.8 (2000m)
Race State	Finished



### Ipswich QLD Professional

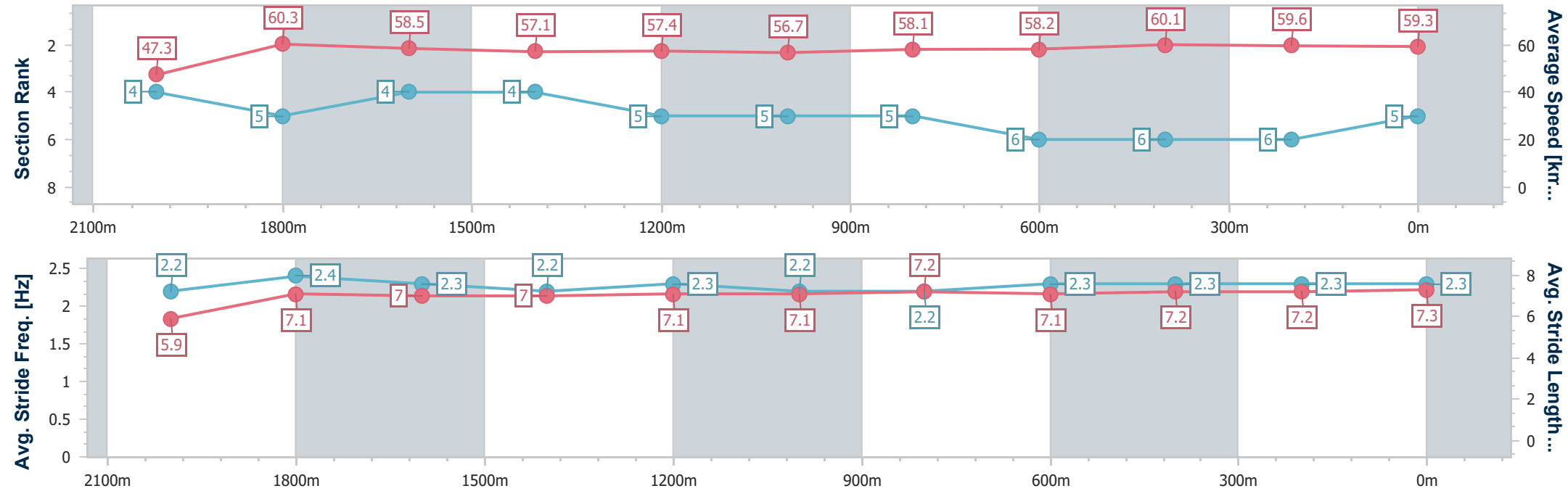
Race 1: SCHWEPPE'S BENCHMARK 68 Handicap - 2190m

27 December 2024 - 13:29



Track Rating: Good 4, Weather: Fine, Rail Position: +7m Entire

Section	Overall	2000m	1800m	1600m	1400m	1200m	1000m	800m	600m	400m	200m
Section Times	2:17.02 [5] (0:14.48)	2:02.54 [4] (0:11.80)	1:50.74 [5] (0:12.21)	1:38.53 [4] (0:12.57)	1:25.96 [4] (0:12.55)	1:13.41 [5] (0:12.71)	1:00.70 [5] (0:12.38)	0:48.32 [5] (0:12.19)	0:36.13 [6] (0:11.97)	0:24.16 [6] (0:12.07)	0:12.09 [6] (0:12.09)
Average Speed [km/h]	47.3	60.3	58.5	57.1	57.4	56.7	58.1	58.2	60.1	59.6	59.3
Top Speed [km/h]	57.9	62.8	62.3	59.7	58.7	58.3	59.5	60.1	61.4	60.9	61.4
Avg. Dist. to Rail [m]	0.9	0.7	0.6	0.5	0.2	0.2	0.2	0.5	0.5	0.5	1.2
Avg. Stride Freq. [Hz]	2.2	2.4	2.3	2.2	2.3	2.2	2.2	2.3	2.3	2.3	2.3
Avg. Stride Length [m]	5.9	7.1	7.0	7.0	7.1	7.1	7.2	7.1	7.2	7.2	7.3



- [ ] Ranking at each section and finish
- .-.- No data available at this section
- NA No data available



Horse/Jockey Name	Bambalam
Final Rank	6
Fastest Section Time (Section)	0:11.24 (2000m)
Top Speed [km/h] (Section)	64.6 (2000m)
Race State	Finished



### Ipswich QLD Professional

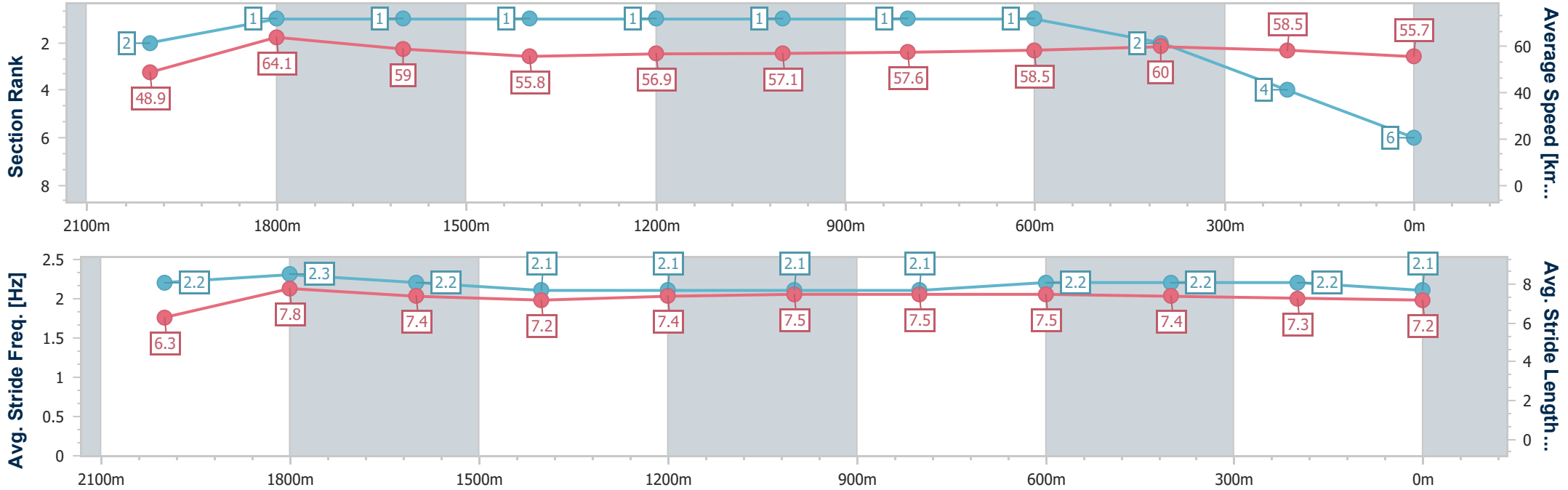
Race 1: SCHWEPPE'S BENCHMARK 68 Handicap - 2190m

27 December 2024 - 13:29



Track Rating: Good 4, Weather: Fine, Rail Position: +7m Entire

Section	Overall	2000m	1800m	1600m	1400m	1200m	1000m	800m	600m	400m	200m
Section Times	2:17.51 [6] (0:13.99)	2:03.52 [2] (0:11.24)	1:52.28 [1] (0:12.12)	1:40.16 [1] (0:12.92)	1:27.24 [1] (0:12.65)	1:14.59 [1] (0:12.62)	1:01.97 [1] (0:12.53)	0:49.44 [1] (0:12.27)	0:37.17 [1] (0:11.95)	0:25.22 [2] (0:12.31)	0:12.91 [4] (0:12.91)
Average Speed [km/h]	48.9	64.1	59.0	55.8	56.9	57.1	57.6	58.5	60.0	58.5	55.7
Top Speed [km/h]	63.2	64.6	63.6	56.2	57.4	57.8	58.3	60.5	60.8	59.9	57.1
Avg. Dist. to Rail [m]	2.2	0.4	0.8	1.2	0.4	0.7	0.5	0.3	0.8	1.1	0.9
Avg. Stride Freq. [Hz]	2.2	2.3	2.2	2.1	2.1	2.1	2.1	2.2	2.2	2.2	2.1
Avg. Stride Length [m]	6.3	7.8	7.4	7.2	7.4	7.5	7.5	7.5	7.4	7.3	7.2



- [ ] Ranking at each section and finish
- .-.- No data available at this section
- NA No data available





Horse/Jockey Name	General Barca
Final Rank	7
Fastest Section Time (Section)	0:11.74 (2000m)
Top Speed [km/h] (Section)	62.2 (600m)
Race State	Finished



### Ipswich QLD Professional

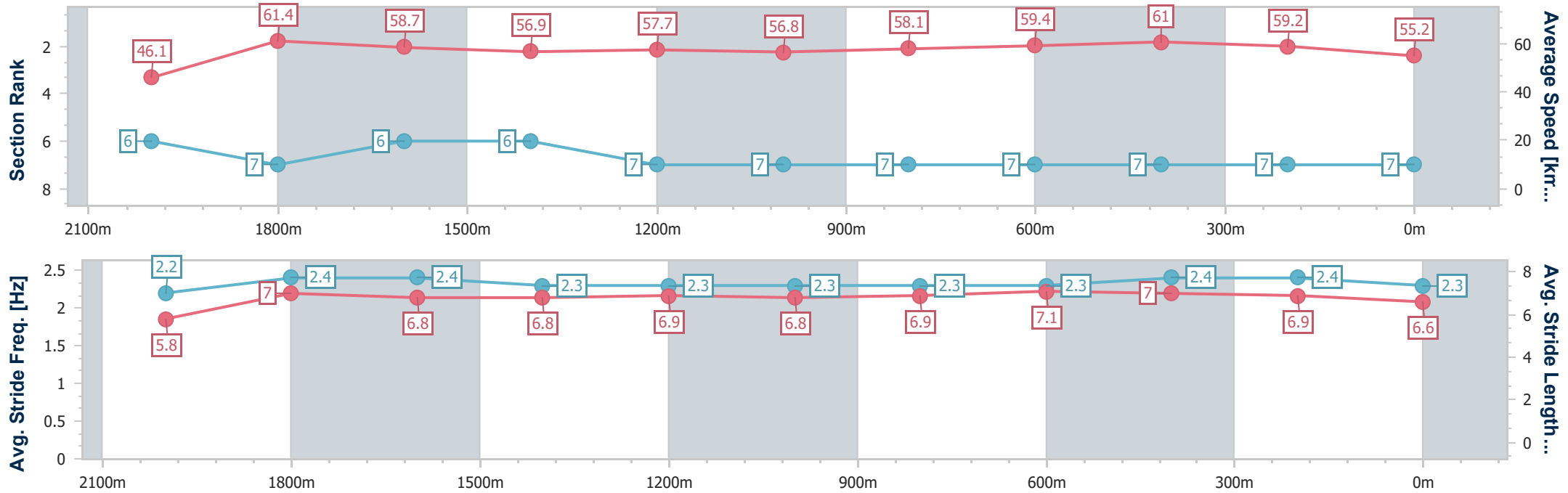
Race 1: SCHWEPPE'S BENCHMARK 68 Handicap - 2190m

27 December 2024 - 13:29

Track Rating: Good 4, Weather: Fine, Rail Position: +7m Entire



Section	Overall	2000m	1800m	1600m	1400m	1200m	1000m	800m	600m	400m	200m
Section Times	2:18.17 [7] (0:14.84)	2:03.33 [6] (0:11.74)	1:51.59 [7] (0:12.16)	1:39.43 [6] (0:12.63)	1:26.80 [6] (0:12.48)	1:14.32 [7] (0:12.69)	1:01.63 [7] (0:12.37)	0:49.26 [7] (0:12.15)	0:37.11 [7] (0:11.85)	0:25.26 [7] (0:12.21)	0:13.05 [7] (0:13.05)
Average Speed [km/h]	46.1	61.4	58.7	56.9	57.7	56.8	58.1	59.4	61.0	59.2	55.2
Top Speed [km/h]	60.3	61.9	61.6	58.1	59.4	58.0	59.1	61.4	62.2	60.4	58.6
Avg. Dist. to Rail [m]	3.2	0.4	0.9	0.3	0.2	0.2	0.1	0.5	0.9	1.8	3.4
Avg. Stride Freq. [Hz]	2.2	2.4	2.4	2.3	2.3	2.3	2.3	2.3	2.4	2.4	2.3
Avg. Stride Length [m]	5.8	7.0	6.8	6.8	6.9	6.8	6.9	7.1	7.0	6.9	6.6



- [ ] Ranking at each section and finish
- .-.- No data available at this section
- NA No data available