



Ipswich QLD Professional

Race 5: BARRIER REEF POOLS Maiden Plate - 1200m

27 December 2024 - 16:04



Track Rating: Good 4, Weather: Fine, Rail Position: +7m Entire

Section		Overall	1000m	800m	600m	400m	200m	Last 600m					
Field Times		1:09.95 (0:13.30)	0:56.65 (0:10.82)	0:45.83 (0:11.20)	0:34.63 (0:11.21)	0:23.42 (0:11.47)	0:11.95 (0:11.95)	0:34.63					
Rank	TAB Horse/Jockey	Barrier	Top Speed [km/h]	Fastest Section	Margin						Distance Travelled [m]		
1	12 PICKABAE Nikita Beriman	7	69.1 Overall	0:10.82 1000m	1:09.95 [1] (0:13.30)	0:56.65 [1] (0:10.82)	0:45.83 [1] (0:11.20)	0:34.63 [1] (0:11.21)	0:23.42 [1] (0:11.47)	0:11.95 [1] (0:11.95)	1:09.95	0:34.63	
2	3 KEEP SAFE Mark Du Plessis	3	68.6 1000m	0:10.76 1000m	1:10.28 [2] (0:13.58)	0:56.70 [2] (0:10.76)	0:45.94 [3] (0:11.23)	0:34.71 [3] (0:11.39)	0:23.32 [3] (0:11.53)	0:11.79 [2] (0:11.79)	1.98L	0:34.71	+0
3	11 MY MISCHKA Jake Bayliss	4	68.9 1000m	0:10.79 1000m	1:10.90 [3] (0:13.78)	0:57.12 [5] (0:10.79)	0:46.33 [5] (0:11.31)	0:35.02 [5] (0:11.38)	0:23.64 [5] (0:11.50)	0:12.14 [4] (0:12.14)	5.61L	0:35.02	+0
4	5 BOROGORU Ron Stewart	1	69.4 Overall	0:10.84 1000m	1:11.28 [4] (0:13.91)	0:57.37 [6] (0:10.84)	0:46.53 [6] (0:11.38)	0:35.15 [7] (0:11.37)	0:23.78 [7] (0:11.57)	0:12.21 [6] (0:12.21)	7.85L	0:35.15	+2
5	7 SUGAR ISLAND Nathan Evans	6	68.1 Overall	0:10.76 1000m	1:11.35 [5] (0:13.74)	0:57.61 [4] (0:10.76)	0:46.85 [4] (0:11.27)	0:35.58 [4] (0:11.41)	0:24.17 [4] (0:11.70)	0:12.47 [5] (0:12.47)	8.26L	0:35.58	+4
6	8 WHAT ARTISTS DO Angela Jones	2	67.9 Overall	0:10.80 1000m	1:11.48 [6] (0:13.99)	0:57.49 [7] (0:10.80)	0:46.69 [7] (0:11.27)	0:35.42 [6] (0:11.35)	0:24.07 [6] (0:11.78)	0:12.29 [7] (0:12.29)	8.99L	0:35.42	+5
7	9 YOUCOMPLETEME Justin Huxtable	5	70.7 1000m	0:10.57 1000m	1:11.57 [7] (0:13.69)	0:57.88 [3] (0:10.57)	0:47.31 [2] (0:11.18)	0:36.13 [2] (0:11.30)	0:24.83 [2] (0:11.89)	0:12.94 [3] (0:12.94)	9.55L	0:36.13	+1

Scratched: Bring Me Saki (#1), Flying Astern (#2), Superzoom (#4), Makeminemilo (#6), Darling Take Care (#10), Shamiela (#13), Reveillon (#14), Spiritual Rhythm (#15), Vincent (#16), In No Doubt (#17), Luvt

[] Ranking at each section and finish
 -:-:- No data available at this section
 NA No data available

SCN Saddle cloth number
 DNF Did not finish
 DNT Did not track



Horse/Jockey Name	Pickabae
Final Rank	1
Fastest Section Time (Section)	0:10.82 (1000m)
Top Speed [km/h] (Section)	69.1 (Overall)
Race State	Finished



Ipswich QLD Professional

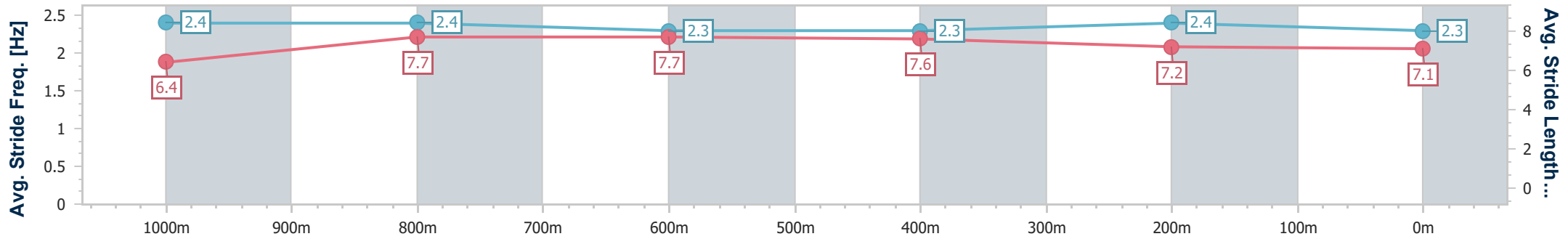
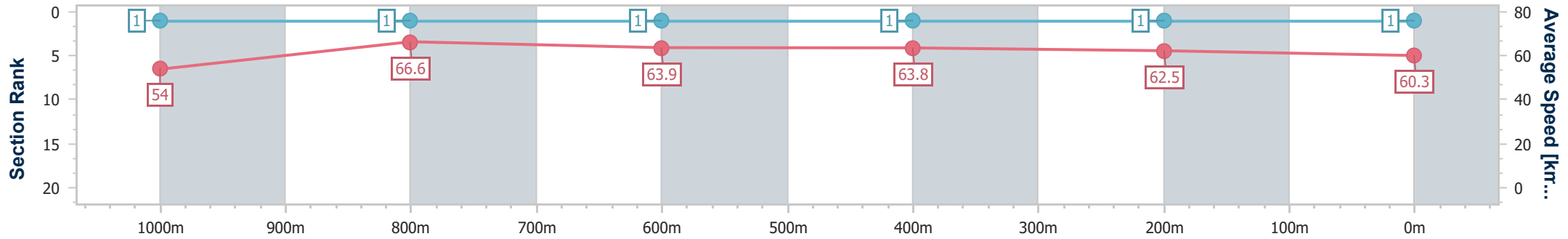
Race 5: BARRIER REEF POOLS Maiden Plate - 1200m

27 December 2024 - 16:04



Track Rating: Good 4, Weather: Fine, Rail Position: +7m Entire

Section	Overall	1000m	800m	600m	400m	200m
Section Times	1:09.95 [1] (0:13.30)	0:56.65 [1] (0:10.82)	0:45.83 [1] (0:11.20)	0:34.63 [1] (0:11.21)	0:23.42 [1] (0:11.47)	0:11.95 [1] (0:11.95)
Average Speed [km/h]	54.0	66.6	63.9	63.8	62.5	60.3
Top Speed [km/h]	69.1	68.7	65.2	64.6	63.4	62.5
Avg. Dist. to Rail [m]	6.3	0.5	1.4	1.6	0.6	0.4
Avg. Stride Freq. [Hz]	2.4	2.4	2.3	2.3	2.4	2.3
Avg. Stride Length [m]	6.4	7.7	7.7	7.6	7.2	7.1



- [] Ranking at each section and finish
- .-.- No data available at this section
- NA No data available



Horse/Jockey Name	Keep Safe
Final Rank	2
Fastest Section Time (Section)	0:10.76 (1000m)
Top Speed [km/h] (Section)	68.6 (1000m)
Race State	Finished



Ipswich QLD Professional

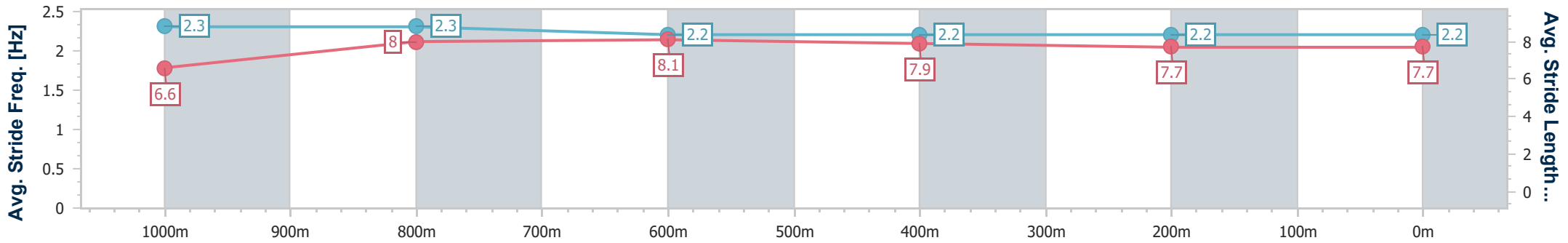
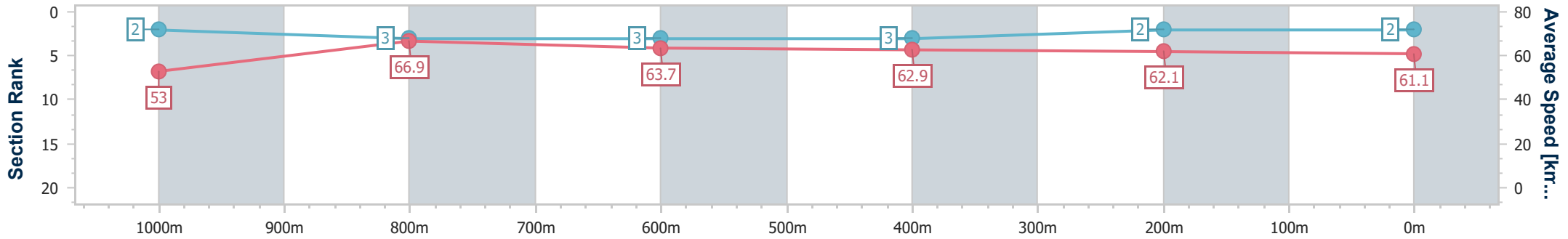
Race 5: BARRIER REEF POOLS Maiden Plate - 1200m

27 December 2024 - 16:04



Track Rating: Good 4, Weather: Fine, Rail Position: +7m Entire

Section	Overall	1000m	800m	600m	400m	200m
Section Times	1:10.28 [2] (0:13.58)	0:56.70 [2] (0:10.76)	0:45.94 [3] (0:11.23)	0:34.71 [3] (0:11.39)	0:23.32 [3] (0:11.53)	0:11.79 [2] (0:11.79)
Average Speed [km/h]	53.0	66.9	63.7	62.9	62.1	61.1
Top Speed [km/h]	68.5	68.6	64.6	64.6	63.1	62.5
Avg. Dist. to Rail [m]	2.5	0.9	1.8	1.5	1.0	0.6
Avg. Stride Freq. [Hz]	2.3	2.3	2.2	2.2	2.2	2.2
Avg. Stride Length [m]	6.6	8.0	8.1	7.9	7.7	7.7



- [] Ranking at each section and finish
- .-.- No data available at this section
- NA No data available



Horse/Jockey Name	My Mischka
Final Rank	3
Fastest Section Time (Section)	0:10.79 (1000m)
Top Speed [km/h] (Section)	68.9 (1000m)
Race State	Finished



Ipswich QLD Professional

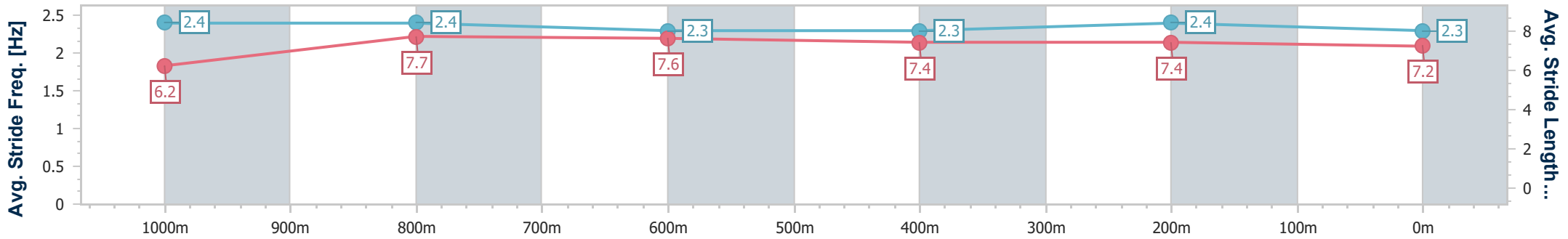
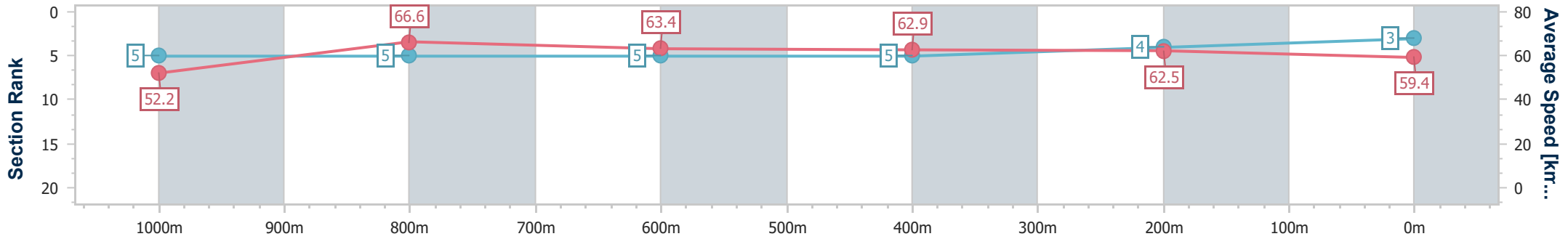
Race 5: BARRIER REEF POOLS Maiden Plate - 1200m

27 December 2024 - 16:04



Track Rating: Good 4, Weather: Fine, Rail Position: +7m Entire

Section	Overall	1000m	800m	600m	400m	200m
Section Times	1:10.90 [3] (0:13.78)	0:57.12 [5] (0:10.79)	0:46.33 [5] (0:11.31)	0:35.02 [5] (0:11.38)	0:23.64 [5] (0:11.50)	0:12.14 [4] (0:12.14)
Average Speed [km/h]	52.2	66.6	63.4	62.9	62.5	59.4
Top Speed [km/h]	68.9	68.9	64.2	64.7	63.1	61.9
Avg. Dist. to Rail [m]	3.3	0.7	1.7	1.2	1.0	3.5
Avg. Stride Freq. [Hz]	2.4	2.4	2.3	2.3	2.4	2.3
Avg. Stride Length [m]	6.2	7.7	7.6	7.4	7.4	7.2



- [] Ranking at each section and finish
- .-.- No data available at this section
- NA No data available



Horse/Jockey Name	Borogoru
Final Rank	4
Fastest Section Time (Section)	0:10.84 (1000m)
Top Speed [km/h] (Section)	69.4 (Overall)
Race State	Finished



Ipswich QLD Professional

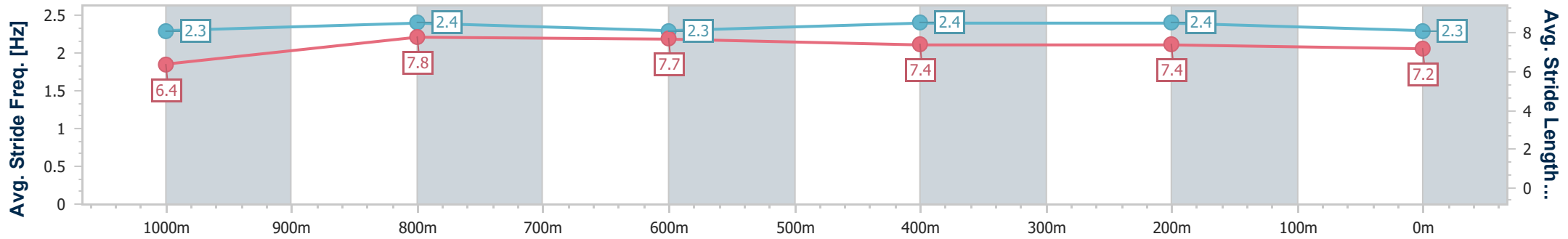
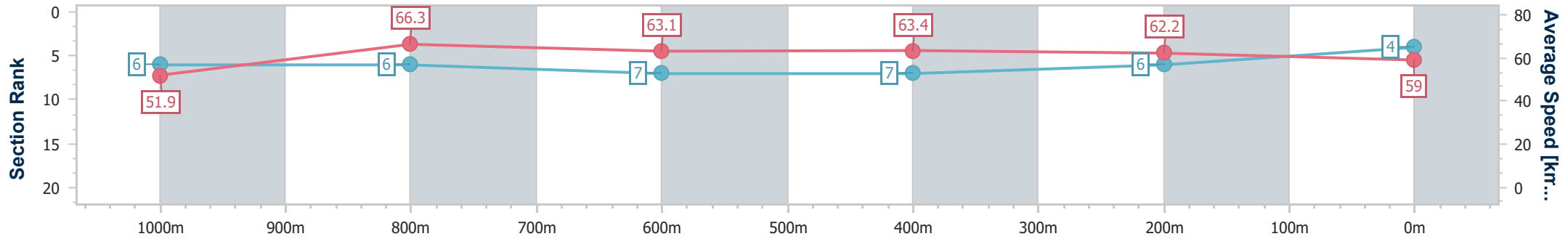
Race 5: BARRIER REEF POOLS Maiden Plate - 1200m

27 December 2024 - 16:04



Track Rating: Good 4, Weather: Fine, Rail Position: +7m Entire

Section	Overall	1000m	800m	600m	400m	200m
Section Times	1:11.28 [4] (0:13.91)	0:57.37 [6] (0:10.84)	0:46.53 [6] (0:11.38)	0:35.15 [7] (0:11.37)	0:23.78 [7] (0:11.57)	0:12.21 [6] (0:12.21)
Average Speed [km/h]	51.9	66.3	63.1	63.4	62.2	59.0
Top Speed [km/h]	69.4	69.3	64.2	65.2	63.8	60.9
Avg. Dist. to Rail [m]	2.4	0.5	0.9	0.8	1.3	2.9
Avg. Stride Freq. [Hz]	2.3	2.4	2.3	2.4	2.4	2.3
Avg. Stride Length [m]	6.4	7.8	7.7	7.4	7.4	7.2



- [] Ranking at each section and finish
- .-.- No data available at this section
- NA No data available



Horse/Jockey Name	Sugar Island
Final Rank	5
Fastest Section Time (Section)	0:10.76 (1000m)
Top Speed [km/h] (Section)	68.1 (Overall)
Race State	Finished



Ipswich QLD Professional

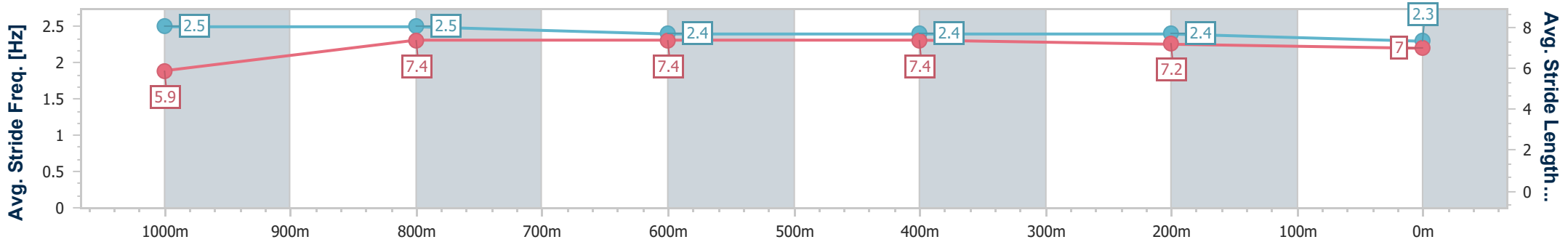
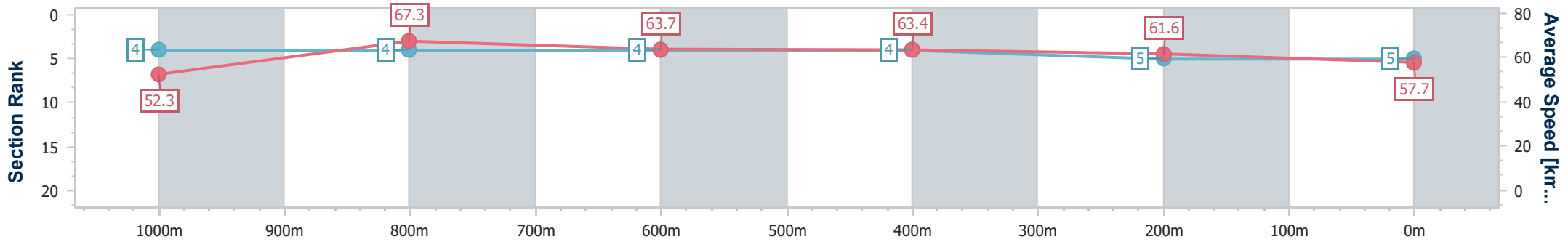
Race 5: BARRIER REEF POOLS Maiden Plate - 1200m

27 December 2024 - 16:04



Track Rating: Good 4, Weather: Fine, Rail Position: +7m Entire

Section	Overall	1000m	800m	600m	400m	200m
Section Times	1:11.35 [5] (0:13.74)	0:57.61 [4] (0:10.76)	0:46.85 [4] (0:11.27)	0:35.58 [4] (0:11.41)	0:24.17 [4] (0:11.70)	0:12.47 [5] (0:12.47)
Average Speed [km/h]	52.3	67.3	63.7	63.4	61.6	57.7
Top Speed [km/h]	68.1	68.1	65.4	64.7	62.2	60.1
Avg. Dist. to Rail [m]	6.2	1.7	0.3	0.7	1.3	4.3
Avg. Stride Freq. [Hz]	2.5	2.5	2.4	2.4	2.4	2.3
Avg. Stride Length [m]	5.9	7.4	7.4	7.4	7.2	7.0



- [] Ranking at each section and finish
- .-.- No data available at this section
- NA No data available



Horse/Jockey Name	What Artists Do
Final Rank	6
Fastest Section Time (Section)	0:10.80 (1000m)
Top Speed [km/h] (Section)	67.9 (Overall)
Race State	Finished



Ipswich QLD Professional

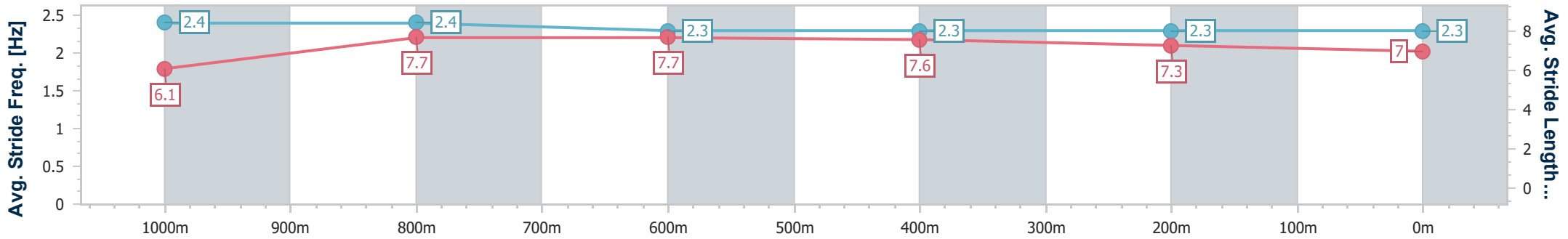
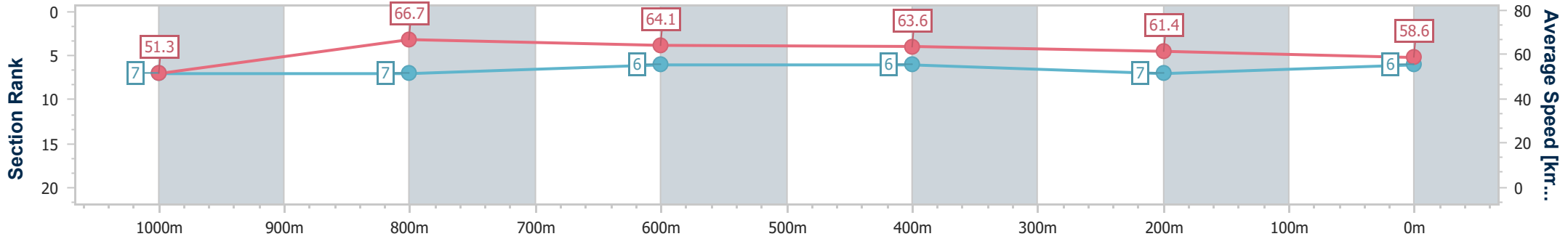
Race 5: BARRIER REEF POOLS Maiden Plate - 1200m

27 December 2024 - 16:04



Track Rating: Good 4, Weather: Fine, Rail Position: +7m Entire

Section	Overall	1000m	800m	600m	400m	200m
Section Times	1:11.48 [6] (0:13.99)	0:57.49 [7] (0:10.80)	0:46.69 [7] (0:11.27)	0:35.42 [6] (0:11.35)	0:24.07 [6] (0:11.78)	0:12.29 [7] (0:12.29)
Average Speed [km/h]	51.3	66.7	64.1	63.6	61.4	58.6
Top Speed [km/h]	67.9	67.9	65.3	65.2	62.8	60.7
Avg. Dist. to Rail [m]	3.2	0.6	0.2	0.9	2.7	5.8
Avg. Stride Freq. [Hz]	2.4	2.4	2.3	2.3	2.3	2.3
Avg. Stride Length [m]	6.1	7.7	7.7	7.6	7.3	7.0



- [] Ranking at each section and finish
- .-.- No data available at this section
- NA No data available



Horse/Jockey Name	Youcomplete
Final Rank	7
Fastest Section Time (Section)	0:10.57 (1000m)
Top Speed [km/h] (Section)	70.7 (1000m)
Race State	Finished



Ipswich QLD Professional

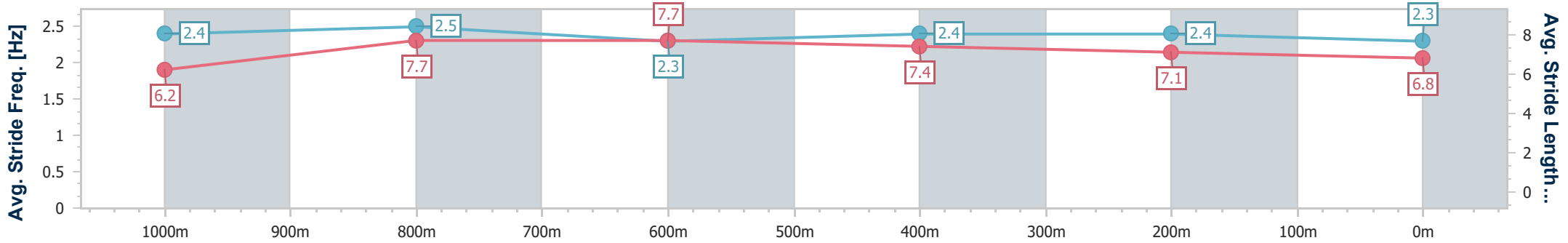
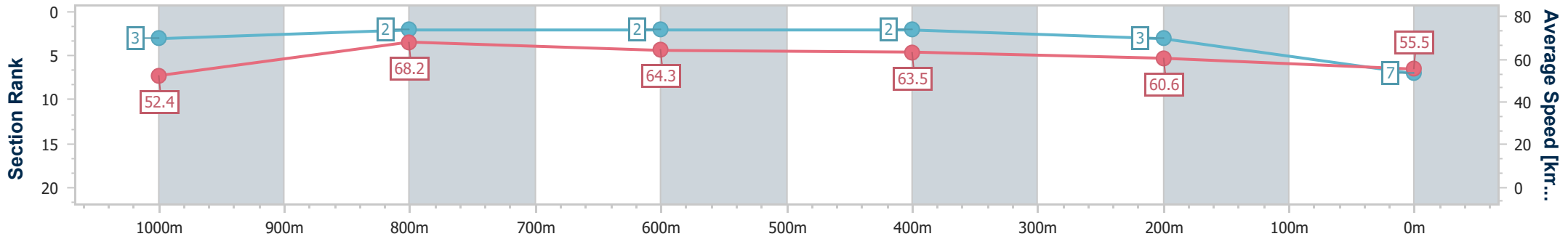
Race 5: BARRIER REEF POOLS Maiden Plate - 1200m

27 December 2024 - 16:04



Track Rating: Good 4, Weather: Fine, Rail Position: +7m Entire

Section	Overall	1000m	800m	600m	400m	200m
Section Times	1:11.57 [7] (0:13.69)	0:57.88 [3] (0:10.57)	0:47.31 [2] (0:11.18)	0:36.13 [2] (0:11.30)	0:24.83 [2] (0:11.89)	0:12.94 [3] (0:12.94)
Average Speed [km/h]	52.4	68.2	64.3	63.5	60.6	55.5
Top Speed [km/h]	70.5	70.7	65.5	64.5	62.6	59.2
Avg. Dist. to Rail [m]	4.6	0.7	1.0	0.7	0.3	0.8
Avg. Stride Freq. [Hz]	2.4	2.5	2.3	2.4	2.4	2.3
Avg. Stride Length [m]	6.2	7.7	7.7	7.4	7.1	6.8



- [] Ranking at each section and finish
- .-.- No data available at this section
- NA No data available