



Eagle Farm QLD Professional

Race 1: BRC MEMBERSHIP PLUS BENCHMARK 70 Handicap - 1300m

28 December 2024 - 12:16



BRISBANE
RACING CLUB

Track Rating: Soft 5, Weather: Fine, Rail Position: +6.5m 1000m-400m; +6m Remainder

Section											Last 600m		
Field Times											0:34.00		
					Overall	1200m	1000m	800m	600m	400m			
					1:15.67 (0:07.92)	1:07.75 (0:10.97)	0:56.78 (0:11.25)	0:45.53 (0:11.53)	0:34.00 (0:11.46)	0:22.54 (0:10.97)			
Rank	TAB	Horse/Jockey	Barrier	Top Speed [km/h]	Fastest Section							Distance Travelled [m]	
1	5	TORABELLA Emily Lang	2	66.5 1200m	0:07.99 Overall	1:15.67 [1] (0:07.99)	1:07.68 [3] (0:11.09)	0:56.59 [2] (0:11.27)	0:45.32 [2] (0:11.33)	0:33.99 [2] (0:11.45)	0:22.54 [1] (0:10.97)	0:33.99	
2	14	ONE BEAT NO BEAT Andrew Mallyon	6	66.8 1200m	0:07.94 Overall	1:16.04 [2] (0:07.94)	1:08.10 [2] (0:11.14)	0:56.96 [3] (0:11.46)	0:45.50 [3] (0:11.36)	0:34.14 [3] (0:11.33)	0:22.81 [3] (0:11.05)	0:34.14	+9
3	7	BOOM SHOT Kyle Wilson-Taylor	3	67.2 400m	0:08.30 Overall	1:16.13 [3] (0:08.30)	1:07.83 [6] (0:11.43)	0:56.40 [5] (0:11.41)	0:44.99 [5] (0:11.16)	0:33.83 [4] (0:11.21)	0:22.62 [4] (0:10.92)	0:33.83	+4
4	13	JOVITA Taylor Marshall	1	68.2 400m	0:08.12 Overall	1:16.17 [4] (0:08.12)	1:08.05 [4] (0:11.38)	0:56.67 [4] (0:11.58)	0:45.09 [4] (0:11.35)	0:33.74 [5] (0:11.23)	0:22.51 [6] (0:10.82)	0:33.74	+3
5	8	MOONAN ME Boris Thornton	5	67.1 400m	0:08.57 Overall	1:16.35 [5] (0:08.57)	1:07.78 [10] (0:11.28)	0:56.50 [6] (0:11.38)	0:45.12 [6] (0:11.21)	0:33.91 [7] (0:11.19)	0:22.72 [5] (0:10.98)	0:33.91	+3
6	11	SUNLORD Ryan Maloney	7	67.4 400m	0:08.50 Overall	1:16.37 [6] (0:08.50)	1:07.87 [8] (0:11.71)	0:56.16 [8] (0:11.34)	0:44.82 [8] (0:11.16)	0:33.66 [8] (0:11.21)	0:22.45 [10] (0:10.82)	0:33.66	+3
7	15	SUPERHERO Jason Collett	8	68.5 400m	0:08.54 Overall	1:16.49 [7] (0:08.54)	1:07.95 [9] (0:11.73)	0:56.22 [9] (0:11.48)	0:44.74 [10] (0:11.00)	0:33.74 [9] (0:10.95)	0:22.79 [8] (0:10.86)	0:33.74	+7
8	6	BAUHINIA ROCK Jake Molloy	9	67.1 1200m	0:07.92 Overall	1:16.64 [8] (0:07.92)	1:08.72 [1] (0:10.97)	0:57.75 [1] (0:11.25)	0:46.50 [1] (0:11.53)	0:34.97 [1] (0:11.48)	0:23.49 [2] (0:11.24)	0:34.97	+6
9	12	TAMBOURINE MAN Karl Zechner	10	67.1 800m	0:08.45 Overall	1:16.67 [9] (0:08.45)	1:08.22 [7] (0:11.93)	0:56.29 [10] (0:11.32)	0:44.97 [9] (0:11.09)	0:33.88 [10] (0:11.07)	0:22.81 [9] (0:10.98)	0:33.88	+6
10	4	ZHUANG SHI Cody Collis	4	66.3 800m	0:08.25 Overall	1:16.81 [10] (0:08.25)	1:08.56 [5] (0:11.62)	0:56.94 [7] (0:11.47)	0:45.47 [7] (0:11.10)	0:34.37 [6] (0:11.23)	0:23.14 [7] (0:11.18)	0:34.37	+5

Scratched: Our Magnus (#1), Denied (#2), The Fixer (#9), No Name Frank (#10), He's Heaven (#3), Banana Slide (#16), Gregarious (#17), Pitavago (#18)

[] Ranking at each section and finish
 -:-:- No data available at this section
 NA No data available

SCN Saddle cloth number
 DNF Did not finish
 DNT Did not track



Eagle Farm QLD Professional

Race 1: BRC MEMBERSHIP PLUS BENCHMARK 70 Handicap - 1300m

28 December 2024 - 12:16



BRISBANE
RACING CLUB

Track Rating: Soft 5, Weather: Fine, Rail Position: +6.5m 1000m-400m; +6m Remainder

Section							200m			Last 600m
Field Times							0:11.57			0:34.00
Rank	TAB	Horse/Jockey	Barrier	Top Speed [km/h]	Fastest Section	Margin				Distance Travelled [m]
1	5	TORABELLA Emily Lang	2	66.5 1200m	0:07.99 Overall	0:11.57 [1] (0:11.57)	1:15.67		0:33.99	
2	14	ONE BEAT NO BEAT Andrew Mallyon	6	66.8 1200m	0:07.94 Overall	0:11.76 [2] (0:11.76)	2.19L		0:34.14	+9
3	7	BOOM SHOT Kyle Wilson-Taylor	3	67.2 400m	0:08.30 Overall	0:11.70 [4] (0:11.70)	2.7L		0:33.83	+4
4	13	JOVITA Taylor Marshall	1	68.2 400m	0:08.12 Overall	0:11.69 [5] (0:11.69)	2.95L		0:33.74	+3
5	8	MOONAN ME Boris Thornton	5	67.1 400m	0:08.57 Overall	0:11.74 [7] (0:11.74)	4.01L		0:33.91	+3
6	11	SUNLORD Ryan Maloney	7	67.4 400m	0:08.50 Overall	0:11.63 [8] (0:11.63)	4.14L		0:33.66	+3
7	15	SUPERHERO Jason Collett	8	68.5 400m	0:08.54 Overall	0:11.93 [6] (0:11.93)	4.85L		0:33.74	+7
8	6	BAUHINIA ROCK Jake Molloy	9	67.1 1200m	0:07.92 Overall	0:12.25 [3] (0:12.25)	5.7L		0:34.97	+6
9	12	TAMBOURINE MAN Karl Zechner	10	67.1 800m	0:08.45 Overall	0:11.83 [9] (0:11.83)	5.92L		0:33.88	+6
10	4	ZHUANG SHI Cody Collis	4	66.3 800m	0:08.25 Overall	0:11.96 [10] (0:11.96)	6.72L		0:34.37	+5

Scratched: Our Magnus (#1), Denied (#2), The Fixer (#9), No Name Frank (#10), He's Heaven (#3), Banana Slide (#16), Gregarious (#17), Pitavago (#18)

Report Created: Sat 28 December 2024 12:36 GMT (Note: Timing is based on position data)

Page 2/12

[] Ranking at each section and finish
 -:-:- No data available at this section
 NA No data available

SCN Saddle cloth number
 DNF Did not finish
 DNT Did not track

data processed by  **TRIPLES DATA**



Horse/Jockey Name	Torabella
Final Rank	1
Fastest Section Time (Section)	0:07.99 (Overall)
Top Speed [km/h] (Section)	66.5 (1200m)
Race State	Finished



Eagle Farm QLD Professional
Race 1: BRC MEMBERSHIP PLUS BENCHMARK 70 Handicap - 1300m

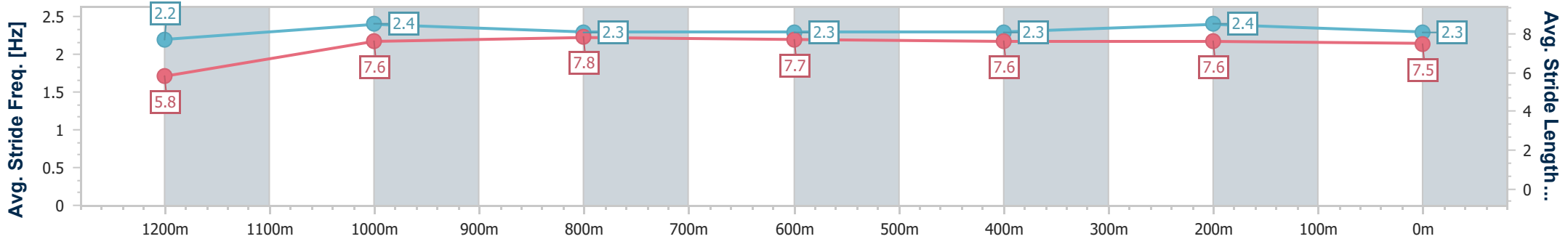
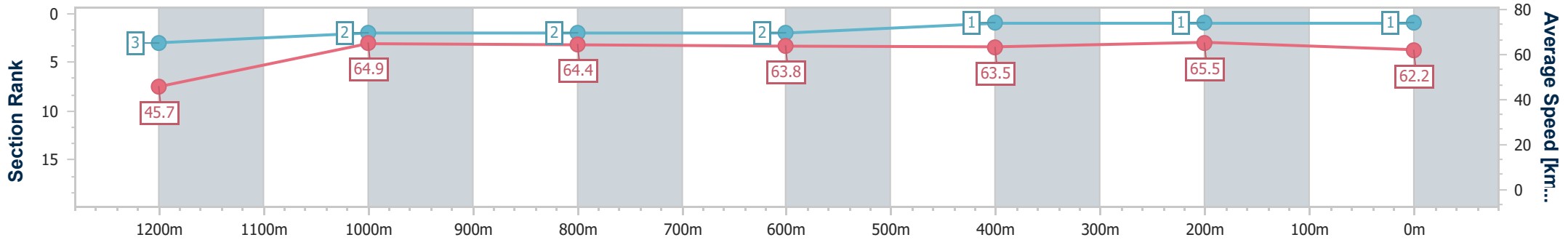


28 December 2024 - 12:16

BRISBANE RACING CLUB

Track Rating: Soft 5, Weather: Fine, Rail Position: +6.5m 1000m-400m; +6m Remainder

Section	Overall	1200m	1000m	800m	600m	400m	200m
Section Times	1:15.67 [1] (0:07.99)	1:07.68 [3] (0:11.09)	0:56.59 [2] (0:11.27)	0:45.32 [2] (0:11.33)	0:33.99 [2] (0:11.45)	0:22.54 [1] (0:10.97)	0:11.57 [1] (0:11.57)
Average Speed [km/h]	45.7	64.9	64.4	63.8	63.5	65.5	62.2
Top Speed [km/h]	62.3	66.5	64.8	65.6	64.3	66.4	64.9
Avg. Dist. to Rail [m]	9.2	2.6	1.2	1.5	1.3	3.8	2.9
Avg. Stride Freq. [Hz]	2.2	2.4	2.3	2.3	2.3	2.4	2.3
Avg. Stride Length [m]	5.8	7.6	7.8	7.7	7.6	7.6	7.5



- [] Ranking at each section and finish
- .-.- No data available at this section
- NA No data available



Horse/Jockey Name	One Beat No Beat
Final Rank	2
Fastest Section Time (Section)	0:07.94 (Overall)
Top Speed [km/h] (Section)	66.8 (1200m)
Race State	Finished



Eagle Farm QLD Professional
Race 1: BRC MEMBERSHIP PLUS BENCHMARK 70 Handicap - 1300m

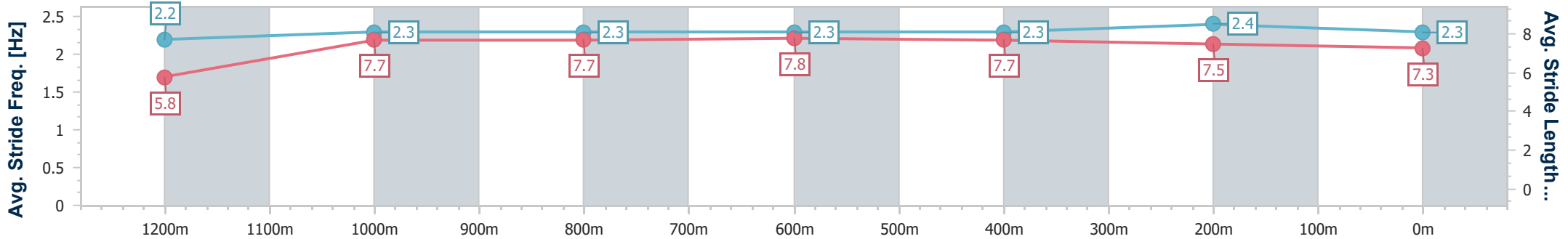
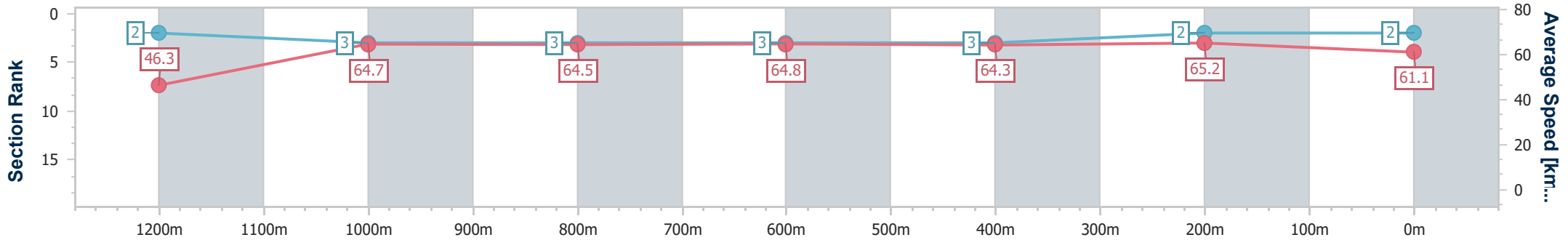


28 December 2024 - 12:16

Track Rating: Soft 5, Weather: Fine, Rail Position: +6.5m 1000m-400m; +6m Remainder

BRISBANE RACING CLUB

Section	Overall	1200m	1000m	800m	600m	400m	200m
Section Times	1:16.04 [2] (0:07.94)	1:08.10 [2] (0:11.14)	0:56.96 [3] (0:11.46)	0:45.50 [3] (0:11.36)	0:34.14 [3] (0:11.33)	0:22.81 [3] (0:11.05)	0:11.76 [2] (0:11.76)
Average Speed [km/h]	46.3	64.7	64.5	64.8	64.3	65.2	61.1
Top Speed [km/h]	63.4	66.8	65.5	65.5	65.7	66.0	64.0
Avg. Dist. to Rail [m]	13.3	5.0	5.3	4.2	3.0	5.9	4.1
Avg. Stride Freq. [Hz]	2.2	2.3	2.3	2.3	2.3	2.4	2.3
Avg. Stride Length [m]	5.8	7.7	7.7	7.8	7.7	7.5	7.3



- [] Ranking at each section and finish
- .-.- No data available at this section
- NA No data available



Horse/Jockey Name	Boom Shot
Final Rank	3
Fastest Section Time (Section)	0:08.30 (Overall)
Top Speed [km/h] (Section)	67.2 (400m)
Race State	Finished



Eagle Farm QLD Professional
Race 1: BRC MEMBERSHIP PLUS BENCHMARK 70 Handicap - 1300m

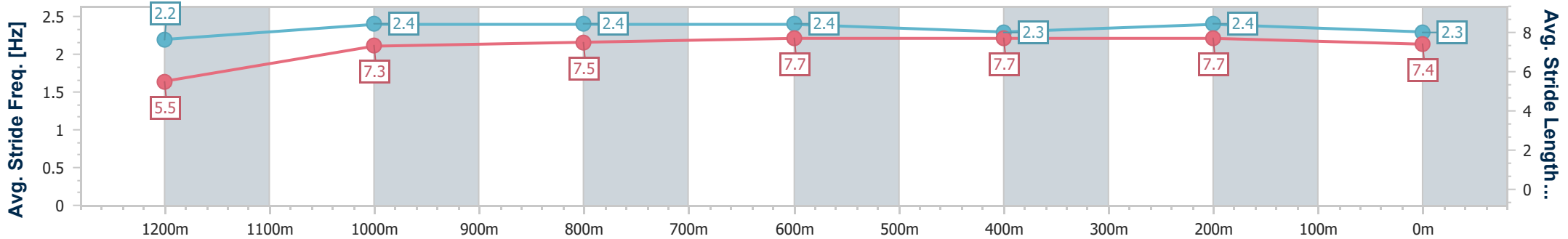
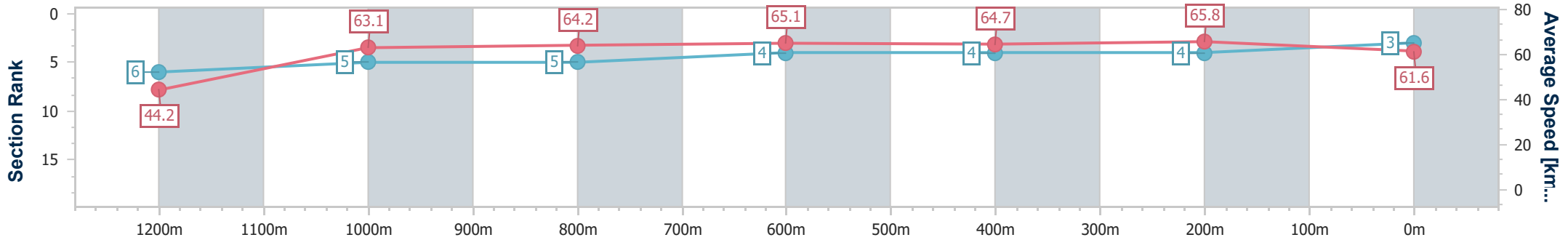


28 December 2024 - 12:16

Track Rating: Soft 5, Weather: Fine, Rail Position: +6.5m 1000m-400m; +6m Remainder

BRISBANE RACING CLUB

Section	Overall	1200m	1000m	800m	600m	400m	200m
Section Times	1:16.13 [3] (0:08.30)	1:07.83 [6] (0:11.43)	0:56.40 [5] (0:11.41)	0:44.99 [5] (0:11.16)	0:33.83 [4] (0:11.21)	0:22.62 [4] (0:10.92)	0:11.70 [4] (0:11.70)
Average Speed [km/h]	44.2	63.1	64.2	65.1	64.7	65.8	61.6
Top Speed [km/h]	60.7	64.1	65.3	66.1	65.8	67.2	64.6
Avg. Dist. to Rail [m]	10.1	4.2	3.2	2.2	1.4	4.1	4.6
Avg. Stride Freq. [Hz]	2.2	2.4	2.4	2.4	2.3	2.4	2.3
Avg. Stride Length [m]	5.5	7.3	7.5	7.7	7.7	7.7	7.4



- [] Ranking at each section and finish
- .-.- No data available at this section
- NA No data available



Horse/Jockey Name	Jovita
Final Rank	4
Fastest Section Time (Section)	0:08.12 (Overall)
Top Speed [km/h] (Section)	68.2 (400m)
Race State	Finished



Eagle Farm QLD Professional
Race 1: BRC MEMBERSHIP PLUS BENCHMARK 70 Handicap - 1300m

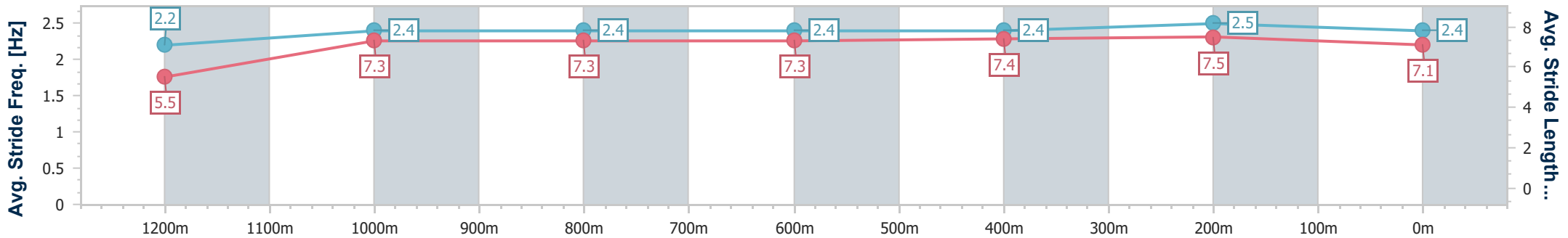
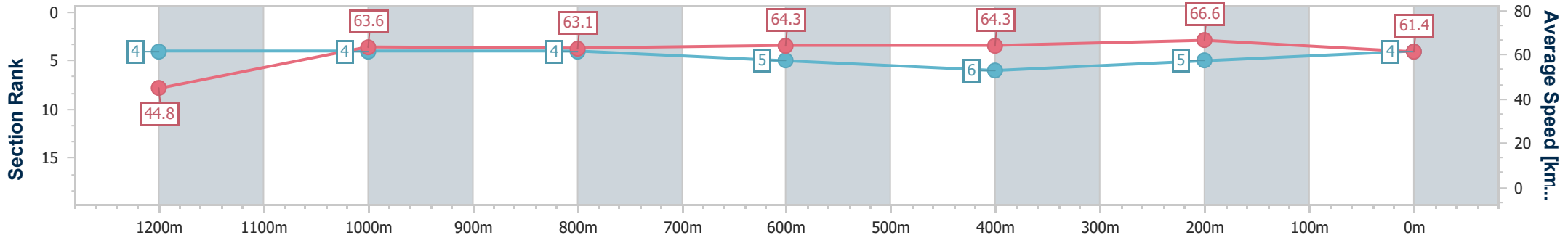


28 December 2024 - 12:16

Track Rating: Soft 5, Weather: Fine, Rail Position: +6.5m 1000m-400m; +6m Remainder

BRISBANE RACING CLUB

Section	Overall	1200m	1000m	800m	600m	400m	200m
Section Times	1:16.17 [4] (0:08.12)	1:08.05 [4] (0:11.38)	0:56.67 [4] (0:11.58)	0:45.09 [4] (0:11.35)	0:33.74 [5] (0:11.23)	0:22.51 [6] (0:10.82)	0:11.69 [5] (0:11.69)
Average Speed [km/h]	44.8	63.6	63.1	64.3	64.3	66.6	61.4
Top Speed [km/h]	59.0	65.1	65.3	65.4	65.8	68.2	64.4
Avg. Dist. to Rail [m]	8.2	3.3	3.4	2.7	1.0	3.6	3.2
Avg. Stride Freq. [Hz]	2.2	2.4	2.4	2.4	2.4	2.5	2.4
Avg. Stride Length [m]	5.5	7.3	7.3	7.3	7.4	7.5	7.1



- [] Ranking at each section and finish
- .-.- No data available at this section
- NA No data available



Horse/Jockey Name	Moonan Me
Final Rank	5
Fastest Section Time (Section)	0:08.57 (Overall)
Top Speed [km/h] (Section)	67.1 (400m)
Race State	Finished



Eagle Farm QLD Professional
Race 1: BRC MEMBERSHIP PLUS BENCHMARK 70 Handicap - 1300m

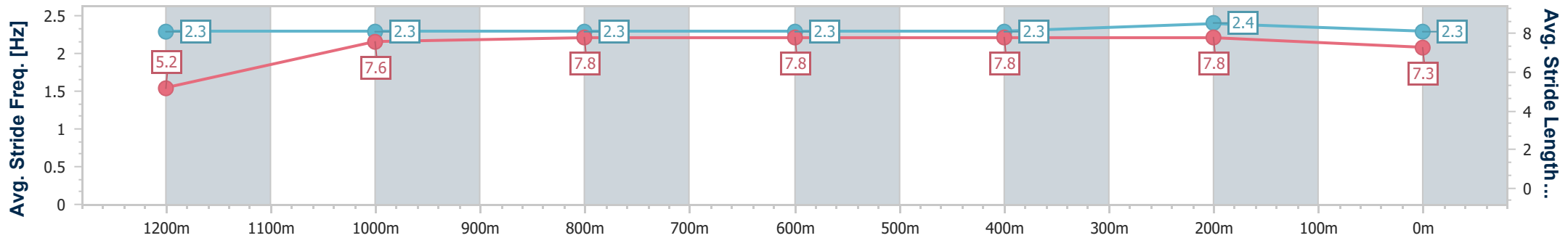
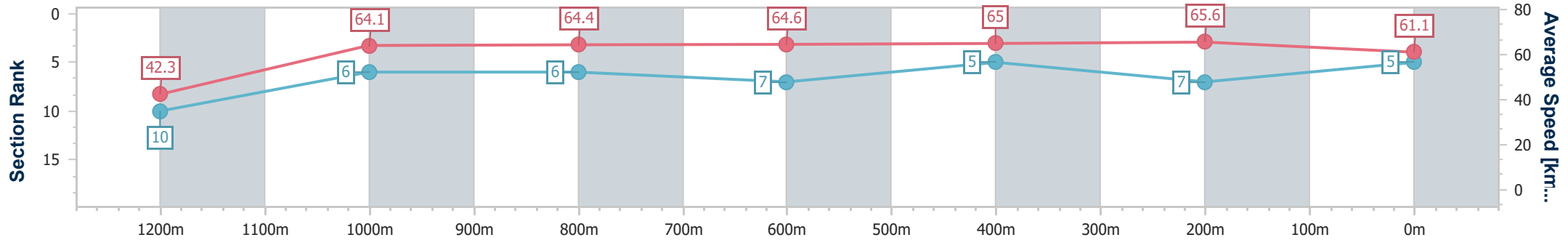


28 December 2024 - 12:16

Track Rating: Soft 5, Weather: Fine, Rail Position: +6.5m 1000m-400m; +6m Remainder

BRISBANE RACING CLUB

Section	Overall	1200m	1000m	800m	600m	400m	200m
Section Times	1:16.35 [5] (0:08.57)	1:07.78 [10] (0:11.28)	0:56.50 [6] (0:11.38)	0:45.12 [6] (0:11.21)	0:33.91 [7] (0:11.19)	0:22.72 [5] (0:10.98)	0:11.74 [7] (0:11.74)
Average Speed [km/h]	42.3	64.1	64.4	64.6	65.0	65.6	61.1
Top Speed [km/h]	59.3	65.1	65.0	65.5	65.8	67.1	64.0
Avg. Dist. to Rail [m]	12.3	3.0	3.1	1.8	1.6	1.4	0.4
Avg. Stride Freq. [Hz]	2.3	2.3	2.3	2.3	2.3	2.4	2.3
Avg. Stride Length [m]	5.2	7.6	7.8	7.8	7.8	7.8	7.3



- [] Ranking at each section and finish
- .-.- No data available at this section
- NA No data available



Horse/Jockey Name	Sunlord
Final Rank	6
Fastest Section Time (Section)	0:08.50 (Overall)
Top Speed [km/h] (Section)	67.4 (400m)
Race State	Finished



Eagle Farm QLD Professional
Race 1: BRC MEMBERSHIP PLUS BENCHMARK 70 Handicap - 1300m

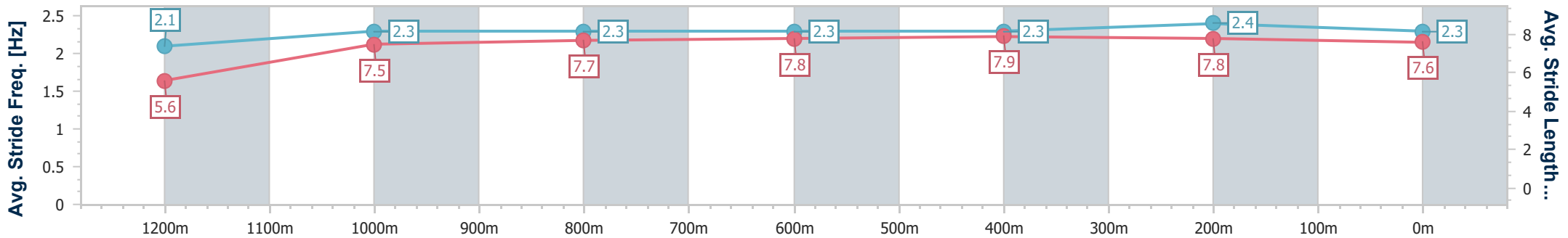
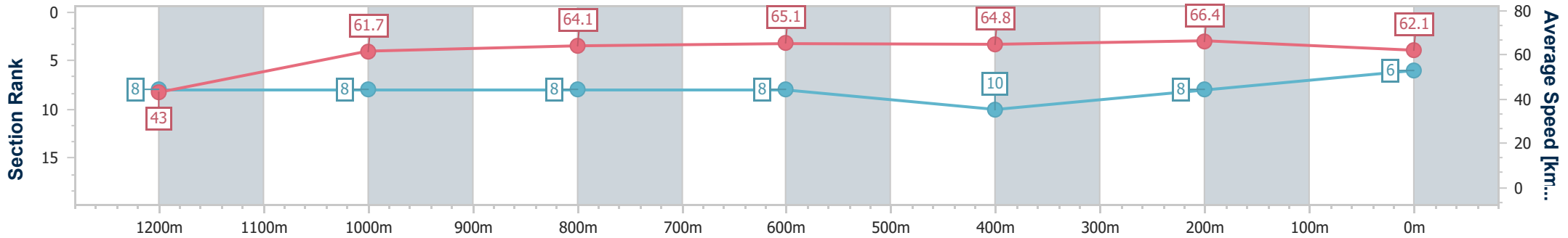


28 December 2024 - 12:16

Track Rating: Soft 5, Weather: Fine, Rail Position: +6.5m 1000m-400m; +6m Remainder

BRISBANE RACING CLUB

Section	Overall	1200m	1000m	800m	600m	400m	200m
Section Times	1:16.37 [6] (0:08.50)	1:07.87 [8] (0:11.71)	0:56.16 [8] (0:11.34)	0:44.82 [8] (0:11.16)	0:33.66 [8] (0:11.21)	0:22.45 [10] (0:10.82)	0:11.63 [8] (0:11.63)
Average Speed [km/h]	43.0	61.7	64.1	65.1	64.8	66.4	62.1
Top Speed [km/h]	59.0	64.3	64.9	66.3	66.4	67.4	64.7
Avg. Dist. to Rail [m]	13.3	3.6	2.3	2.1	1.9	3.9	4.5
Avg. Stride Freq. [Hz]	2.1	2.3	2.3	2.3	2.3	2.4	2.3
Avg. Stride Length [m]	5.6	7.5	7.7	7.8	7.9	7.8	7.6



- [] Ranking at each section and finish
- .-.- No data available at this section
- NA No data available



Horse/Jockey Name	Superhero
Final Rank	7
Fastest Section Time (Section)	0:08.54 (Overall)
Top Speed [km/h] (Section)	68.5 (400m)
Race State	Finished



Eagle Farm QLD Professional
Race 1: BRC MEMBERSHIP PLUS BENCHMARK 70 Handicap - 1300m

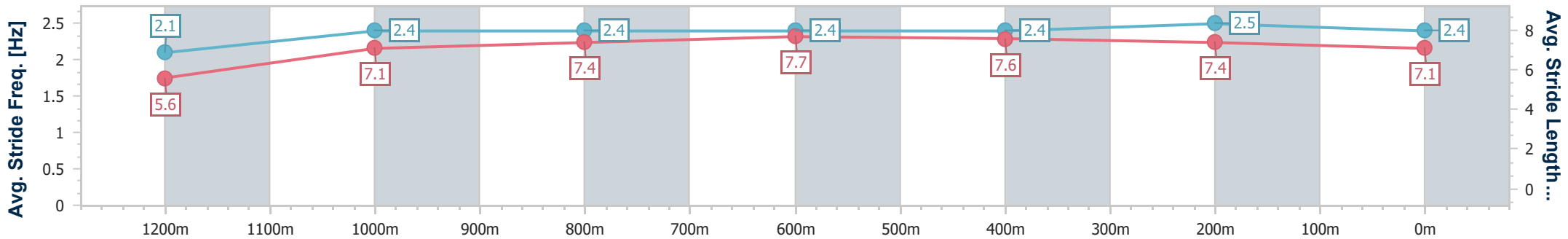
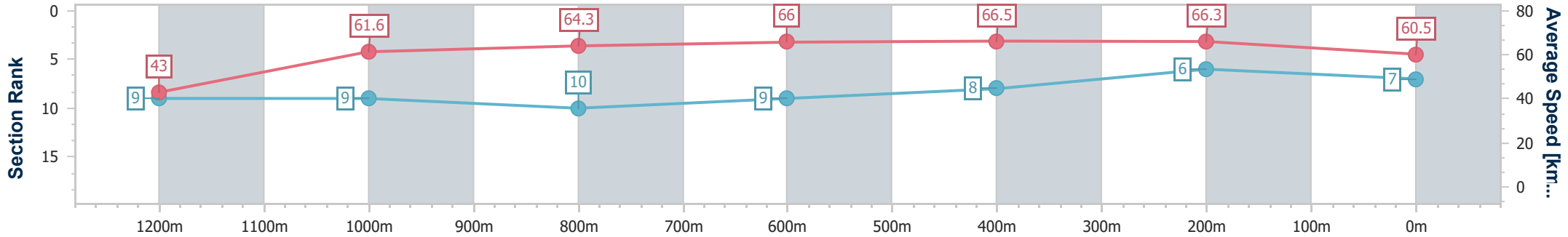


28 December 2024 - 12:16

Track Rating: Soft 5, Weather: Fine, Rail Position: +6.5m 1000m-400m; +6m Remainder

BRISBANE RACING CLUB

Section	Overall	1200m	1000m	800m	600m	400m	200m
Section Times	1:16.49 [7] (0:08.54)	1:07.95 [9] (0:11.73)	0:56.22 [9] (0:11.48)	0:44.74 [10] (0:11.00)	0:33.74 [9] (0:10.95)	0:22.79 [8] (0:10.86)	0:11.93 [6] (0:11.93)
Average Speed [km/h]	43.0	61.6	64.3	66.0	66.5	66.3	60.5
Top Speed [km/h]	58.1	64.1	64.8	67.6	67.0	68.5	64.1
Avg. Dist. to Rail [m]	14.9	5.6	4.3	2.4	2.2	6.7	6.4
Avg. Stride Freq. [Hz]	2.1	2.4	2.4	2.4	2.4	2.5	2.4
Avg. Stride Length [m]	5.6	7.1	7.4	7.7	7.6	7.4	7.1



- [] Ranking at each section and finish
- .-.- No data available at this section
- NA No data available



Horse/Jockey Name	Bauhinia Rock
Final Rank	8
Fastest Section Time (Section)	0:07.92 (Overall)
Top Speed [km/h] (Section)	67.1 (1200m)
Race State	Finished



Eagle Farm QLD Professional
 Race 1: BRC MEMBERSHIP PLUS BENCHMARK 70 Handicap - 1300m

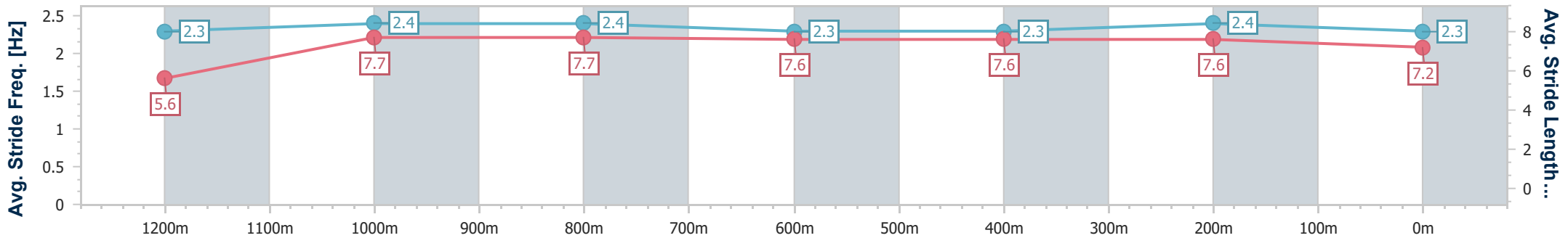
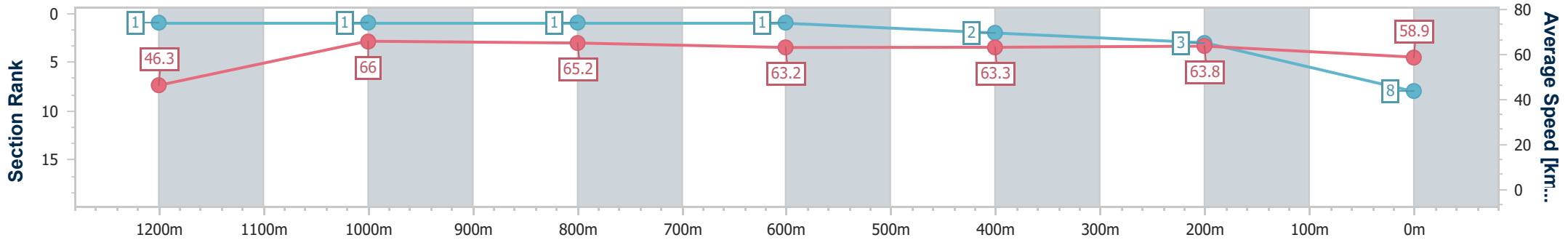


28 December 2024 - 12:16

Track Rating: Soft 5, Weather: Fine, Rail Position: +6.5m 1000m-400m; +6m Remainder

BRISBANE RACING CLUB

Section	Overall	1200m	1000m	800m	600m	400m	200m
Section Times	1:16.64 [8] (0:07.92)	1:08.72 [1] (0:10.97)	0:57.75 [1] (0:11.25)	0:46.50 [1] (0:11.53)	0:34.97 [1] (0:11.48)	0:23.49 [2] (0:11.24)	0:12.25 [3] (0:12.25)
Average Speed [km/h]	46.3	66.0	65.2	63.2	63.3	63.8	58.9
Top Speed [km/h]	63.3	67.1	65.9	65.3	64.9	65.8	61.4
Avg. Dist. to Rail [m]	14.3	4.3	3.8	2.8	1.7	3.1	0.4
Avg. Stride Freq. [Hz]	2.3	2.4	2.4	2.3	2.3	2.4	2.3
Avg. Stride Length [m]	5.6	7.7	7.7	7.6	7.6	7.6	7.2



- [] Ranking at each section and finish
- .-.- No data available at this section
- NA No data available



Horse/Jockey Name	Tambourine Man
Final Rank	9
Fastest Section Time (Section)	0:08.45 (Overall)
Top Speed [km/h] (Section)	67.1 (800m)
Race State	Finished



Eagle Farm QLD Professional
Race 1: BRC MEMBERSHIP PLUS BENCHMARK 70 Handicap - 1300m

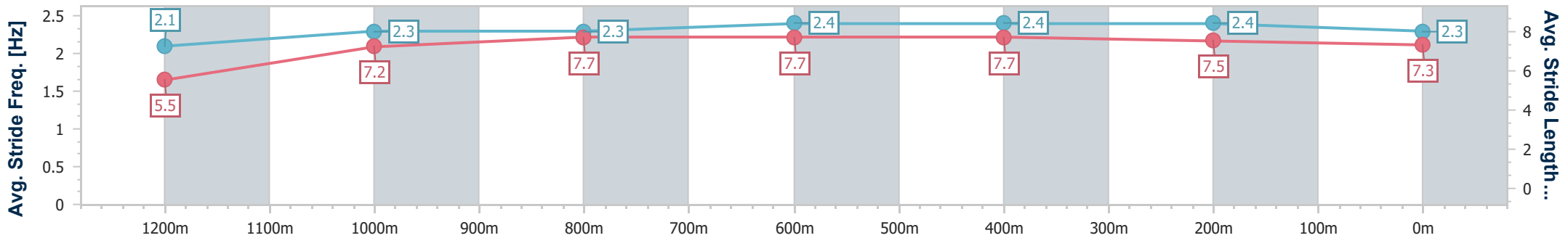
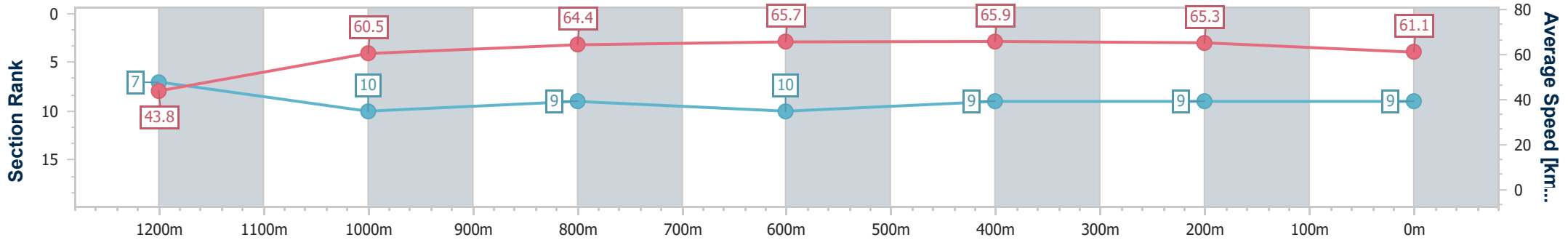


28 December 2024 - 12:16

Track Rating: Soft 5, Weather: Fine, Rail Position: +6.5m 1000m-400m; +6m Remainder

BRISBANE RACING CLUB

Section	Overall	1200m	1000m	800m	600m	400m	200m
Section Times	1:16.67 [9] (0:08.45)	1:08.22 [7] (0:11.93)	0:56.29 [10] (0:11.32)	0:44.97 [9] (0:11.09)	0:33.88 [10] (0:11.07)	0:22.81 [9] (0:10.98)	0:11.83 [9] (0:11.83)
Average Speed [km/h]	43.8	60.5	64.4	65.7	65.9	65.3	61.1
Top Speed [km/h]	57.3	63.9	65.1	67.1	66.8	66.8	64.0
Avg. Dist. to Rail [m]	16.2	5.7	2.7	2.1	2.9	5.8	6.8
Avg. Stride Freq. [Hz]	2.1	2.3	2.3	2.4	2.4	2.4	2.3
Avg. Stride Length [m]	5.5	7.2	7.7	7.7	7.7	7.5	7.3



- [] Ranking at each section and finish
- .-.- No data available at this section
- NA No data available



Horse/Jockey Name	Zhuang Shi
Final Rank	10
Fastest Section Time (Section)	0:08.25 (Overall)
Top Speed [km/h] (Section)	66.3 (800m)
Race State	Finished



Eagle Farm QLD Professional
Race 1: BRC MEMBERSHIP PLUS BENCHMARK 70 Handicap - 1300m

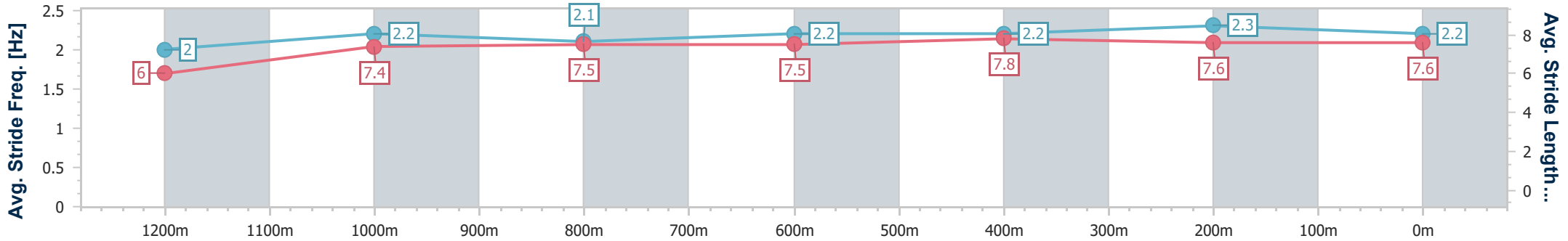
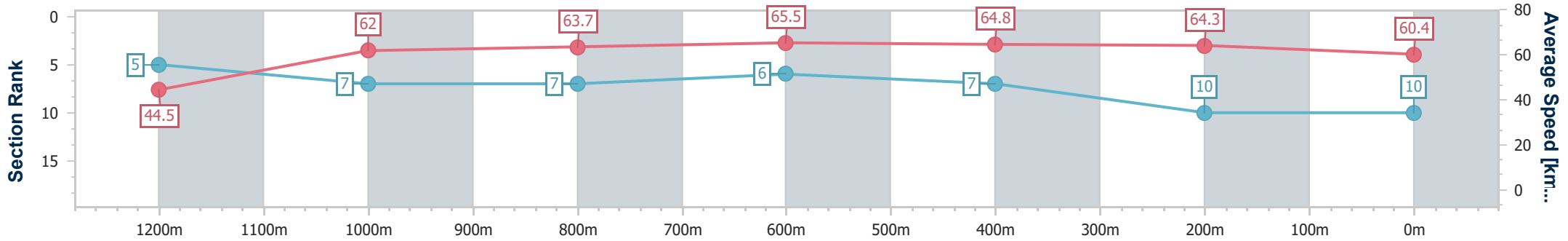


28 December 2024 - 12:16

Track Rating: Soft 5, Weather: Fine, Rail Position: +6.5m 1000m-400m; +6m Remainder

BRISBANE RACING CLUB

Section	Overall	1200m	1000m	800m	600m	400m	200m
Section Times	1:16.81 [10] (0:08.25)	1:08.56 [5] (0:11.62)	0:56.94 [7] (0:11.47)	0:45.47 [7] (0:11.10)	0:34.37 [6] (0:11.23)	0:23.14 [7] (0:11.18)	0:11.96 [10] (0:11.96)
Average Speed [km/h]	44.5	62.0	63.7	65.5	64.8	64.3	60.4
Top Speed [km/h]	58.9	63.8	64.7	66.3	65.6	65.0	63.4
Avg. Dist. to Rail [m]	11.1	4.0	3.1	2.2	2.0	4.5	4.6
Avg. Stride Freq. [Hz]	2.0	2.2	2.1	2.2	2.2	2.3	2.2
Avg. Stride Length [m]	6.0	7.4	7.5	7.5	7.8	7.6	7.6



- [] Ranking at each section and finish
- .-.- No data available at this section
- NA No data available