



Sunshine Coast QLD Professional

Race 4: KENZEE CONSTRUCTIONS OPEN Handicap - 1400m

29 December 2024 - 14:15



Track Rating: Good 4, Weather: Overcast, Rail Position: +2m Entire

Section		Field Times										Last 600m	
		Overall	1200m	1000m	800m	600m	400m						
		1:25.13 (0:13.98)	1:11.15 (0:11.92)	0:59.23 (0:12.25)	0:46.98 (0:12.18)	0:34.80 (0:11.72)	0:23.08 (0:11.30)					0:34.80	
Rank	TAB	Horse/Jockey	Barrier	Top Speed [km/h]	Fastest Section							Distance Travelled [m]	
1	1	INVER PARK Andrew Mallyon	2	66.3 400m	0:11.14 400m	1:25.13 [1] (0:14.67)	1:10.46 [6] (0:11.77)	0:58.69 [5] (0:12.20)	0:46.49 [6] (0:12.14)	0:34.35 [5] (0:11.77)	0:22.58 [5] (0:11.14)	0:34.35	
2	2	OVIDIUS Erin Molloy	6	65.1 400m	0:11.30 400m	1:25.21 [2] (0:13.98)	1:11.23 [1] (0:11.92)	0:59.31 [1] (0:12.25)	0:47.06 [1] (0:12.18)	0:34.88 [1] (0:11.72)	0:23.16 [1] (0:11.30)	0:34.88	+0
3	4	HARD REYVA Kyle Wilson-Taylor	5	65.0 400m	0:11.19 400m	1:25.22 [3] (0:14.61)	1:10.61 [5] (0:11.88)	0:58.73 [6] (0:12.04)	0:46.69 [4] (0:12.07)	0:34.62 [4] (0:11.71)	0:22.91 [4] (0:11.19)	0:34.62	+1
4	3	WAPITI Nikita Beriman	4	64.1 400m	0:11.27 400m	1:25.23 [4] (0:14.36)	1:10.87 [4] (0:11.74)	0:59.13 [2] (0:12.19)	0:46.94 [2] (0:12.19)	0:34.75 [2] (0:11.75)	0:23.00 [2] (0:11.27)	0:34.75	+1
5	5	REJOICED Jai Williams	1	64.5 400m	0:11.28 400m	1:25.75 [5] (0:14.35)	1:11.40 [3] (0:11.85)	0:59.55 [3] (0:12.16)	0:47.39 [3] (0:12.18)	0:35.21 [3] (0:11.75)	0:23.46 [3] (0:11.28)	0:35.21	-1
6	8	CENTAUR Emily Lang	3	64.2 400m	0:11.35 400m	1:26.22 [6] (0:14.28)	1:11.94 [2] (0:11.93)	1:00.01 [4] (0:12.39)	0:47.62 [5] (0:12.20)	0:35.42 [6] (0:11.77)	0:23.65 [6] (0:11.35)	0:35.42	+3

Scratched: Sock'emsid (#9), Denied (#6), Skywolf (#7)

[] Ranking at each section and finish
 -:-:- No data available at this section
 NA No data available

SCN Saddle cloth number
 DNF Did not finish
 DNT Did not track



Sunshine Coast QLD Professional

Race 4: KENZEE CONSTRUCTIONS OPEN Handicap - 1400m

29 December 2024 - 14:15



Track Rating: Good 4, Weather: Overcast, Rail Position: +2m Entire

Section							200m			Last 600m
Field Times							0:11.78 (0:11.78)			0:34.80
Rank	TAB	Horse/Jockey	Barrier	Top Speed [km/h]	Fastest Section	Margin			Distance Travelled [m]	
1	1	INVER PARK Andrew Mallyon	2	66.3 400m	0:11.14 400m	0:11.44 [5] (0:11.44)	1:25.13		0:34.35	
2	2	OVIDIUS Erin Molloy	6	65.1 400m	0:11.30 400m	0:11.86 [1] (0:11.86)	0.3L		0:34.88 +0	
3	4	HARD REYVA Kyle Wilson-Taylor	5	65.0 400m	0:11.19 400m	0:11.72 [3] (0:11.72)	0.4L		0:34.62 +1	
4	3	WAPITI Nikita Beriman	4	64.1 400m	0:11.27 400m	0:11.73 [2] (0:11.73)	0.5L		0:34.75 +1	
5	5	REJOICED Jai Williams	1	64.5 400m	0:11.28 400m	0:12.18 [4] (0:12.18)	3.5L		0:35.21 -1	
6	8	CENTAUR Emily Lang	3	64.2 400m	0:11.35 400m	0:12.30 [6] (0:12.30)	6.3L		0:35.42 +3	

Scratched: Sock'emsid (#9), Denied (#6), Skywolf (#7)

[] Ranking at each section and finish
 -:-:-:- No data available at this section
 NA No data available

SCN Saddle cloth number
 DNF Did not finish
 DNT Did not track



Horse/Jockey Name	Inver Park
Final Rank	1
Fastest Section Time (Section)	0:11.14 (400m)
Top Speed [km/h] (Section)	66.3 (400m)
Race State	Finished



Sunshine Coast QLD Professional

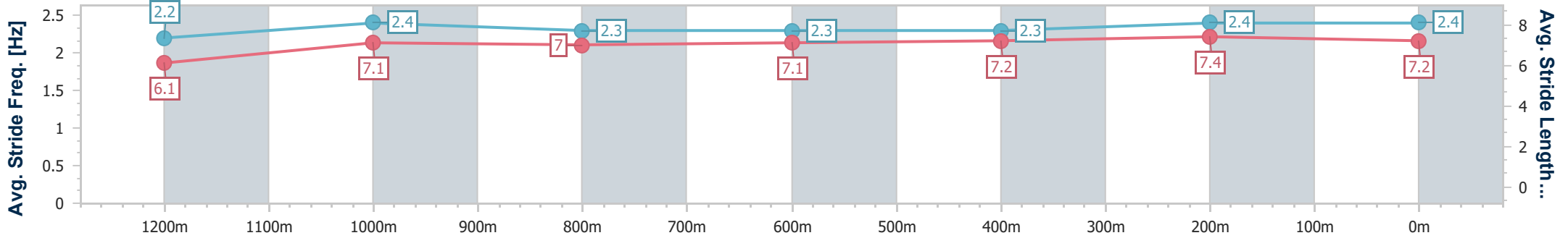
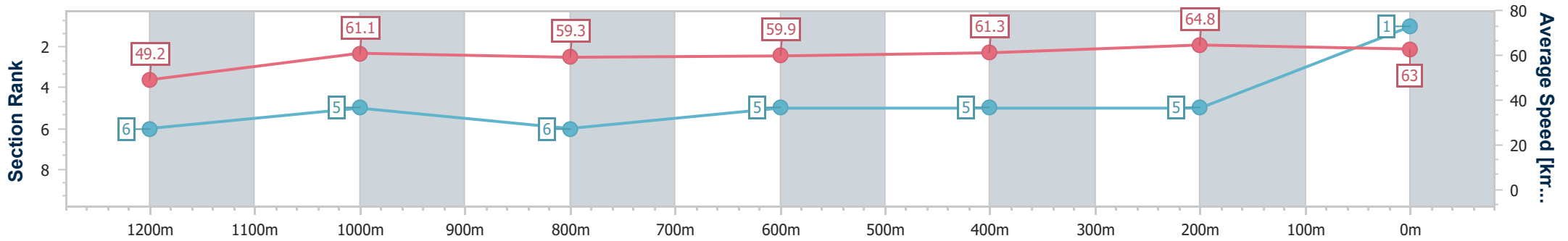
Race 4: KENZEE CONSTRUCTIONS OPEN Handicap - 1400m



29 December 2024 - 14:15

Track Rating: Good 4, Weather: Overcast, Rail Position: +2m Entire

Section	Overall	1200m	1000m	800m	600m	400m	200m
Section Times	1:25.13 [1] (0:14.67)	1:10.46 [6] (0:11.77)	0:58.69 [5] (0:12.20)	0:46.49 [6] (0:12.14)	0:34.35 [5] (0:11.77)	0:22.58 [5] (0:11.14)	0:11.44 [5] (0:11.44)
Average Speed [km/h]	49.2	61.1	59.3	59.9	61.3	64.8	63.0
Top Speed [km/h]	62.1	62.6	61.0	61.0	62.6	66.3	65.0
Avg. Dist. to Rail [m]	4.4	2.2	2.2	1.2	0.8	4.4	6.2
Avg. Stride Freq. [Hz]	2.2	2.4	2.3	2.3	2.3	2.4	2.4
Avg. Stride Length [m]	6.1	7.1	7.0	7.1	7.2	7.4	7.2



- [] Ranking at each section and finish
- .-.- No data available at this section
- NA No data available



Horse/Jockey Name	Ovidius
Final Rank	2
Fastest Section Time (Section)	0:11.30 (400m)
Top Speed [km/h] (Section)	65.1 (400m)
Race State	Finished



Sunshine Coast QLD Professional

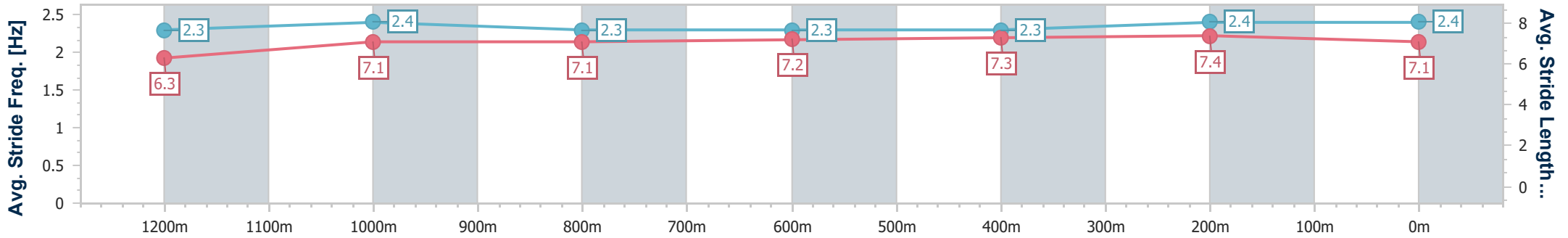
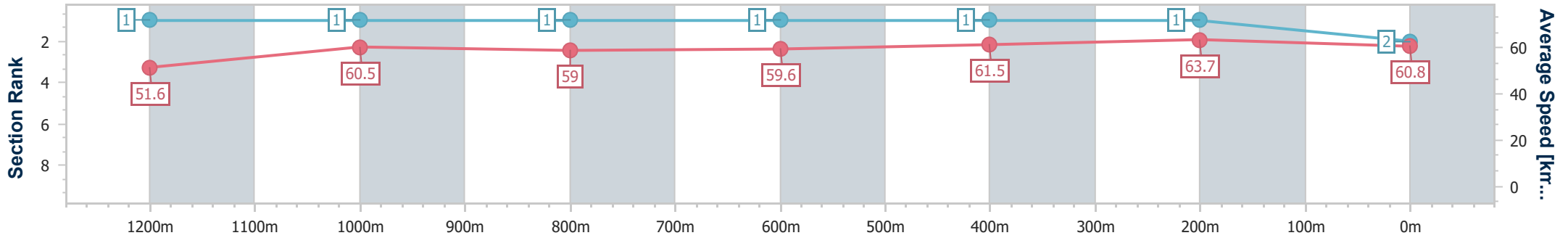
Race 4: KENZEE CONSTRUCTIONS OPEN Handicap - 1400m



29 December 2024 - 14:15

Track Rating: Good 4, Weather: Overcast, Rail Position: +2m Entire

Section	Overall	1200m	1000m	800m	600m	400m	200m
Section Times	1:25.21 [2] (0:13.98)	1:11.23 [1] (0:11.92)	0:59.31 [1] (0:12.25)	0:47.06 [1] (0:12.18)	0:34.88 [1] (0:11.72)	0:23.16 [1] (0:11.30)	0:11.86 [1] (0:11.86)
Average Speed [km/h]	51.6	60.5	59.0	59.6	61.5	63.7	60.8
Top Speed [km/h]	62.9	62.2	60.1	60.6	63.9	65.1	63.4
Avg. Dist. to Rail [m]	9.5	3.1	2.1	1.2	0.7	1.6	2.0
Avg. Stride Freq. [Hz]	2.3	2.4	2.3	2.3	2.3	2.4	2.4
Avg. Stride Length [m]	6.3	7.1	7.1	7.2	7.3	7.4	7.1



- [] Ranking at each section and finish
- .-.- No data available at this section
- NA No data available



Horse/Jockey Name	Hard Reyva
Final Rank	3
Fastest Section Time (Section)	0:11.19 (400m)
Top Speed [km/h] (Section)	65.0 (400m)
Race State	Finished



Sunshine Coast QLD Professional

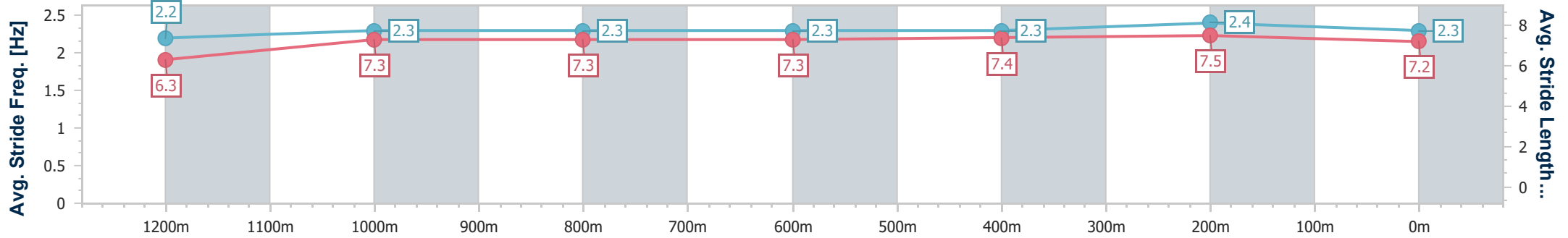
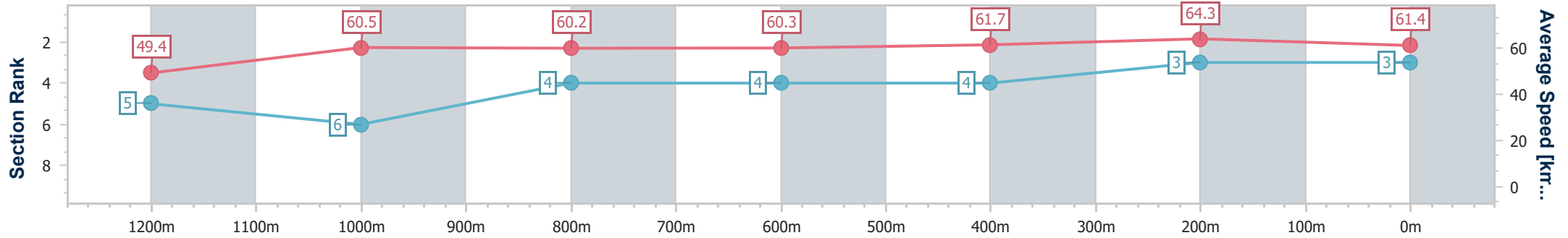
Race 4: KENZEE CONSTRUCTIONS OPEN Handicap - 1400m



29 December 2024 - 14:15

Track Rating: Good 4, Weather: Overcast, Rail Position: +2m Entire

Section	Overall	1200m	1000m	800m	600m	400m	200m
Section Times	1:25.22 [3] (0:14.61)	1:10.61 [5] (0:11.88)	0:58.73 [6] (0:12.04)	0:46.69 [4] (0:12.07)	0:34.62 [4] (0:11.71)	0:22.91 [4] (0:11.19)	0:11.72 [3] (0:11.72)
Average Speed [km/h]	49.4	60.5	60.2	60.3	61.7	64.3	61.4
Top Speed [km/h]	60.8	62.0	60.8	60.8	63.7	65.0	64.3
Avg. Dist. to Rail [m]	6.1	3.0	3.3	1.3	0.8	2.6	3.9
Avg. Stride Freq. [Hz]	2.2	2.3	2.3	2.3	2.3	2.4	2.3
Avg. Stride Length [m]	6.3	7.3	7.3	7.3	7.4	7.5	7.2



- [] Ranking at each section and finish
- .-.- No data available at this section
- NA No data available



Horse/Jockey Name	Wapiti
Final Rank	4
Fastest Section Time (Section)	0:11.27 (400m)
Top Speed [km/h] (Section)	64.1 (400m)
Race State	Finished



Sunshine Coast QLD Professional

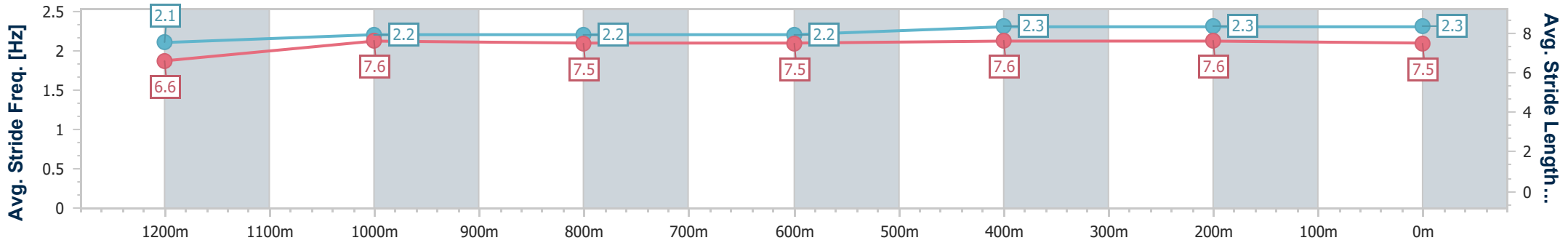
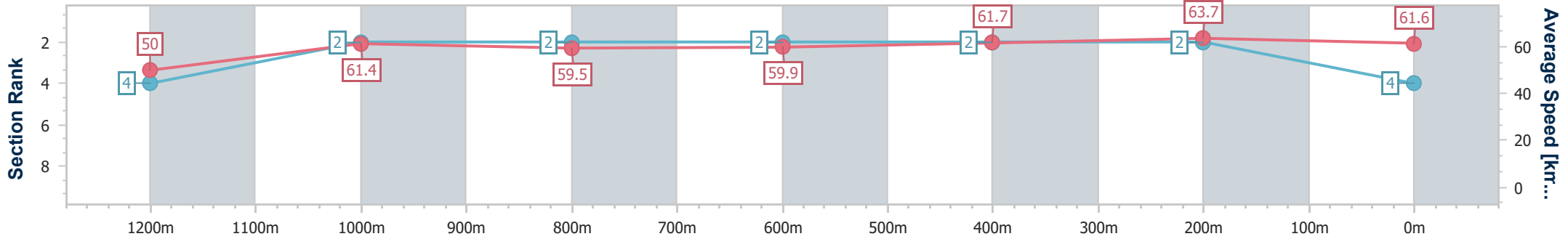
Race 4: KENZEE CONSTRUCTIONS OPEN Handicap - 1400m



29 December 2024 - 14:15

Track Rating: Good 4, Weather: Overcast, Rail Position: +2m Entire

Section	Overall	1200m	1000m	800m	600m	400m	200m
Section Times	1:25.23 [4] (0:14.36)	1:10.87 [4] (0:11.74)	0:59.13 [2] (0:12.19)	0:46.94 [2] (0:12.19)	0:34.75 [2] (0:11.75)	0:23.00 [2] (0:11.27)	0:11.73 [2] (0:11.73)
Average Speed [km/h]	50.0	61.4	59.5	59.9	61.7	63.7	61.6
Top Speed [km/h]	61.7	62.0	61.2	60.5	63.2	64.1	63.7
Avg. Dist. to Rail [m]	6.6	4.5	3.2	2.0	1.0	1.7	2.7
Avg. Stride Freq. [Hz]	2.1	2.2	2.2	2.2	2.3	2.3	2.3
Avg. Stride Length [m]	6.6	7.6	7.5	7.5	7.6	7.6	7.5



- [] Ranking at each section and finish
- .-.- No data available at this section
- NA No data available



Horse/Jockey Name	Rejoiced
Final Rank	5
Fastest Section Time (Section)	0:11.28 (400m)
Top Speed [km/h] (Section)	64.5 (400m)
Race State	Finished



Sunshine Coast QLD Professional

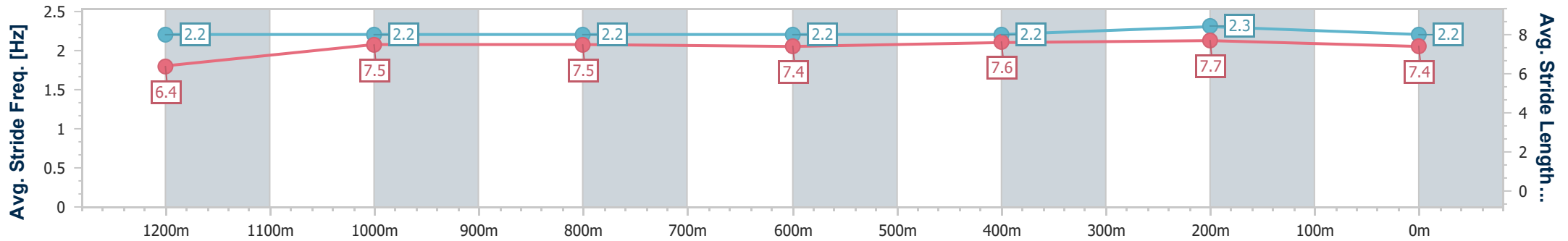
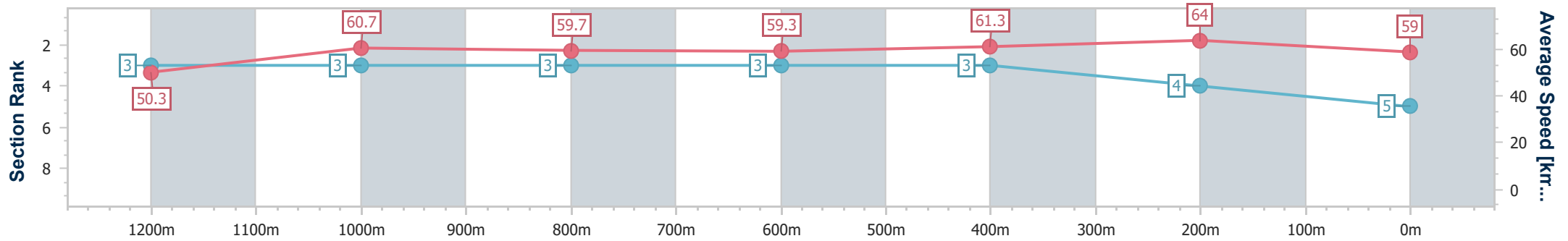
Race 4: KENZEE CONSTRUCTIONS OPEN Handicap - 1400m



29 December 2024 - 14:15

Track Rating: Good 4, Weather: Overcast, Rail Position: +2m Entire

Section	Overall	1200m	1000m	800m	600m	400m	200m
Section Times	1:25.75 [5] (0:14.35)	1:11.40 [3] (0:11.85)	0:59.55 [3] (0:12.16)	0:47.39 [3] (0:12.18)	0:35.21 [3] (0:11.75)	0:23.46 [3] (0:11.28)	0:12.18 [4] (0:12.18)
Average Speed [km/h]	50.3	60.7	59.7	59.3	61.3	64.0	59.0
Top Speed [km/h]	61.9	62.0	60.1	60.6	64.1	64.5	62.5
Avg. Dist. to Rail [m]	3.5	2.4	1.9	1.0	0.2	0.3	0.6
Avg. Stride Freq. [Hz]	2.2	2.2	2.2	2.2	2.2	2.3	2.2
Avg. Stride Length [m]	6.4	7.5	7.5	7.4	7.6	7.7	7.4



- [] Ranking at each section and finish
- .-.- No data available at this section
- NA No data available



Horse/Jockey Name	Centaur
Final Rank	6
Fastest Section Time (Section)	0:11.35 (400m)
Top Speed [km/h] (Section)	64.2 (400m)
Race State	Finished



Sunshine Coast QLD Professional

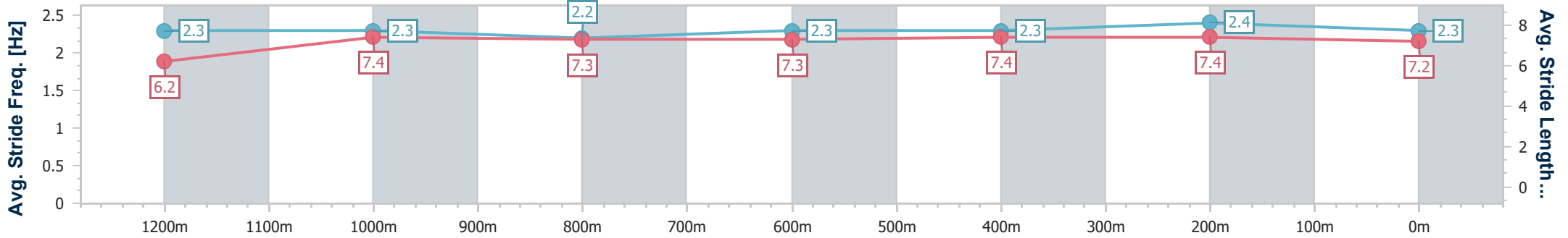
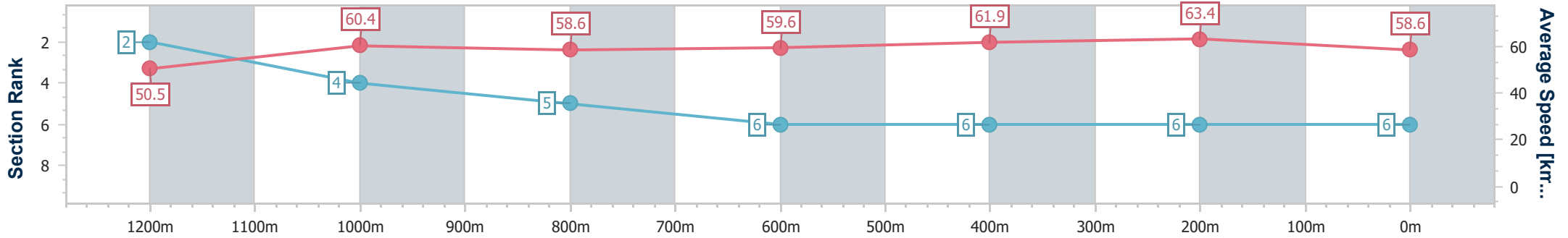
Race 4: KENZEE CONSTRUCTIONS OPEN Handicap - 1400m



29 December 2024 - 14:15

Track Rating: Good 4, Weather: Overcast, Rail Position: +2m Entire

Section	Overall	1200m	1000m	800m	600m	400m	200m
Section Times	1:26.22 [6] (0:14.28)	1:11.94 [2] (0:11.93)	1:00.01 [4] (0:12.39)	0:47.62 [5] (0:12.20)	0:35.42 [6] (0:11.77)	0:23.65 [6] (0:11.35)	0:12.30 [6] (0:12.30)
Average Speed [km/h]	50.5	60.4	58.6	59.6	61.9	63.4	58.6
Top Speed [km/h]	60.8	61.6	59.1	60.5	63.7	64.2	61.5
Avg. Dist. to Rail [m]	5.5	3.7	3.2	1.9	1.7	4.5	6.2
Avg. Stride Freq. [Hz]	2.3	2.3	2.2	2.3	2.3	2.4	2.3
Avg. Stride Length [m]	6.2	7.4	7.3	7.3	7.4	7.4	7.2



- [] Ranking at each section and finish
- .-.- No data available at this section
- NA No data available