



# Sunshine Coast QLD Professional

## Race 7: TAB Class 1 Handicap - 1400m

29 December 2024 - 16:04



Track Rating: Good 4, Weather: Overcast, Rail Position: +2m Entire

Section		Field Times										Last 600m				
		Overall	1200m	1000m	800m	600m	400m						0:35.36			
		(0:14.05)	(0:11.30)	(0:11.62)	(0:12.35)	(0:11.89)	(0:11.59)									
Rank	TAB	Horse/Jockey	Barrier	Top Speed [km/h]	Fastest Section											Distance Travelled [m]
1	8	<b>BANANA SLIDE</b> Kyle Wilson-Taylor	3	65.5 400m	0:11.22 400m	1:24.68 [1] (0:14.36)	1:10.32 [5] (0:11.55)	0:58.77 [6] (0:11.75)	0:47.02 [6] (0:12.20)	0:34.82 [6] (0:11.72)	0:23.10 [5] (0:11.22)	0:34.82				
2	7	<b>PEACEFUL PRINCE</b> Damien Thornton	7	66.5 400m	0:10.97 400m	1:24.89 [2] (0:14.74)	1:10.15 [9] (0:11.66)	0:58.49 [9] (0:11.76)	0:46.73 [9] (0:12.21)	0:34.52 [10] (0:11.72)	0:22.80 [10] (0:10.97)	0:34.52		+3		
3	13	<b>BLACK OPIUM</b> Michael Rodd	5	66.1 400m	0:11.11 400m	1:24.94 [3] (0:14.45)	1:10.49 [7] (0:11.71)	0:58.78 [7] (0:11.75)	0:47.03 [7] (0:12.25)	0:34.78 [7] (0:11.74)	0:23.04 [7] (0:11.11)	0:34.78		+5		
4	4	<b>FOURANDAHALF</b> Jag Guthmann-Chester	6	63.8 1200m	0:11.37 1200m	1:25.09 [4] (0:14.14)	1:10.95 [2] (0:11.37)	0:59.58 [3] (0:11.71)	0:47.87 [3] (0:12.32)	0:35.55 [3] (0:11.94)	0:23.61 [3] (0:11.52)	0:35.55		-1		
5	3	<b>BETTER BE SLICK</b> Justin Huxtable	8	65.6 1200m	0:11.18 1200m	1:25.12 [5] (0:14.29)	1:10.83 [4] (0:11.18)	0:59.65 [2] (0:11.66)	0:47.99 [2] (0:12.32)	0:35.67 [2] (0:11.95)	0:23.72 [2] (0:11.54)	0:35.67		+2		
6	1	<b>STARLIGHT NATION</b> Ryan Maloney	1	64.8 1200m	0:11.30 1200m	1:25.15 [6] (0:14.05)	1:11.10 [1] (0:11.30)	0:59.80 [1] (0:11.62)	0:48.18 [1] (0:12.35)	0:35.83 [1] (0:11.89)	0:23.94 [1] (0:11.65)	0:35.83		+0		
7	6	<b>ABLE SEAMAN</b> Angela Jones	4	64.3 400m	0:11.34 400m	1:25.18 [7] (0:14.51)	1:10.67 [8] (0:11.67)	0:59.00 [8] (0:11.74)	0:47.26 [8] (0:12.24)	0:35.02 [8] (0:11.75)	0:23.27 [8] (0:11.34)	0:35.02		+0		
8	11	<b>SO YOU CAN TORQUE</b> Andrew Mallyon	10	64.5 400m	0:11.36 400m	1:25.28 [8] (0:14.85)	1:10.43 [10] (0:11.76)	0:58.67 [10] (0:11.61)	0:47.06 [10] (0:12.14)	0:34.92 [9] (0:11.61)	0:23.31 [9] (0:11.36)	0:34.92		-4		
9	19	<b>EARLSTON</b> Anthony Allen	9	64.4 1200m	0:11.33 1200m	1:25.40 [9] (0:14.28)	1:11.12 [3] (0:11.33)	0:59.79 [4] (0:11.69)	0:48.10 [4] (0:12.36)	0:35.74 [4] (0:11.90)	0:23.84 [4] (0:11.59)	0:35.74		+2		
10	16	<b>LOST MY NIGHTIE</b> Samantha Collett	2	63.9 1200m	0:11.42 1200m	1:25.66 [10] (0:14.43)	1:11.23 [6] (0:11.42)	0:59.81 [5] (0:11.72)	0:48.09 [5] (0:12.27)	0:35.82 [5] (0:11.84)	0:23.98 [6] (0:11.55)	0:35.82		-1		

Scratched: Midnight Drifter (#17), Scribble (#18), Blitzum (#14), Bernice's Spirit (#12), Grey Impact (#9), Rothesay's Lad (#5), Cattrall (#15), Hamilton Brown (#10), Just Flying (#2)

[ ] Ranking at each section and finish  
 -:-:- No data available at this section  
 NA No data available

SCN Saddle cloth number  
 DNF Did not finish  
 DNT Did not track



# Sunshine Coast QLD Professional

## Race 7: TAB Class 1 Handicap - 1400m

29 December 2024 - 16:04



Track Rating: Good 4, Weather: Overcast, Rail Position: +2m Entire

Section				200m				Last 600m	
Field Times				0:11.88 (0:11.88)				0:35.36	
Rank	TAB	Horse/Jockey	Barrier	Top Speed [km/h]	Fastest Section	Margin			Distance Travelled [m]
1	8	<b>BANANA SLIDE</b> Kyle Wilson-Taylor	3	65.5 400m	0:11.22 400m	0:11.88 [1] (0:11.88)	1:24.68		0:34.82
2	7	<b>PEACEFUL PRINCE</b> Damien Thornton	7	66.5 400m	0:10.97 400m	0:11.83 [6] (0:11.83)	1L		0:34.52 +3
3	13	<b>BLACK OPIUM</b> Michael Rodd	5	66.1 400m	0:11.11 400m	0:11.93 [5] (0:11.93)	1.2L		0:34.78 +5
4	4	<b>FOURANDAHALF</b> Jag Guthmann-Chester	6	63.8 1200m	0:11.37 1200m	0:12.09 [4] (0:12.09)	2L		0:35.55 -1
5	3	<b>BETTER BE SLICK</b> Justin Huxtable	8	65.6 1200m	0:11.18 1200m	0:12.18 [3] (0:12.18)	2.2L		0:35.67 +2
6	1	<b>STARLIGHT NATION</b> Ryan Maloney	1	64.8 1200m	0:11.30 1200m	0:12.29 [2] (0:12.29)	2.3L		0:35.83 +0
7	6	<b>ABLE SEAMAN</b> Angela Jones	4	64.3 400m	0:11.34 400m	0:11.93 [9] (0:11.93)	2.5L		0:35.02 +0
8	11	<b>SO YOU CAN TORQUE</b> Andrew Mallyon	10	64.5 400m	0:11.36 400m	0:11.95 [10] (0:11.95)	3L		0:34.92 -4
9	19	<b>EARLSTON</b> Anthony Allen	9	64.4 1200m	0:11.33 1200m	0:12.25 [7] (0:12.25)	3.5L		0:35.74 +2
10	16	<b>LOST MY NIGHTIE</b> Samantha Collett	2	63.9 1200m	0:11.42 1200m	0:12.43 [8] (0:12.43)	5L		0:35.82 -1

Scratched: Midnight Drifter (#17), Scribble (#18), Blitzum (#14), Bernice's Spirit (#12), Grey Impact (#9), Rothesay's Lad (#5), Cattrall (#15), Hamilton Brown (#10), Just Flying (#2)

[ ] Ranking at each section and finish  
 -:-:- No data available at this section  
 NA No data available

SCN Saddle cloth number  
 DNF Did not finish  
 DNT Did not track



Horse/Jockey Name	Banana Slide
Final Rank	1
Fastest Section Time (Section)	0:11.22 (400m)
Top Speed [km/h] (Section)	65.5 (400m)
Race State	Finished



Sunshine Coast QLD Professional

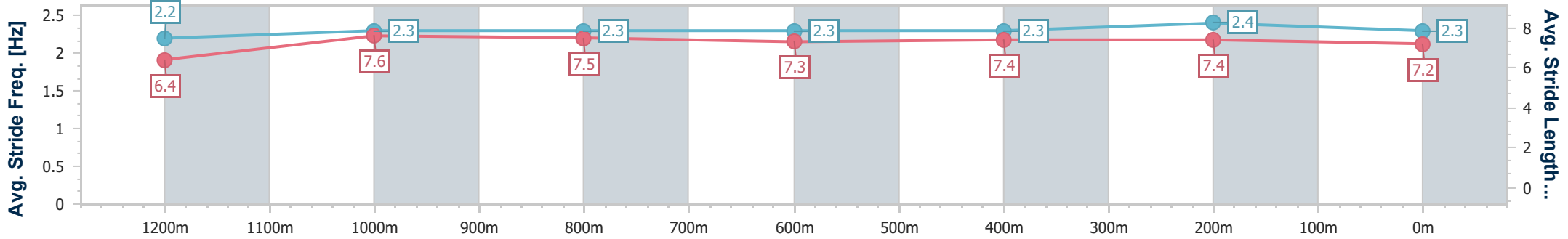
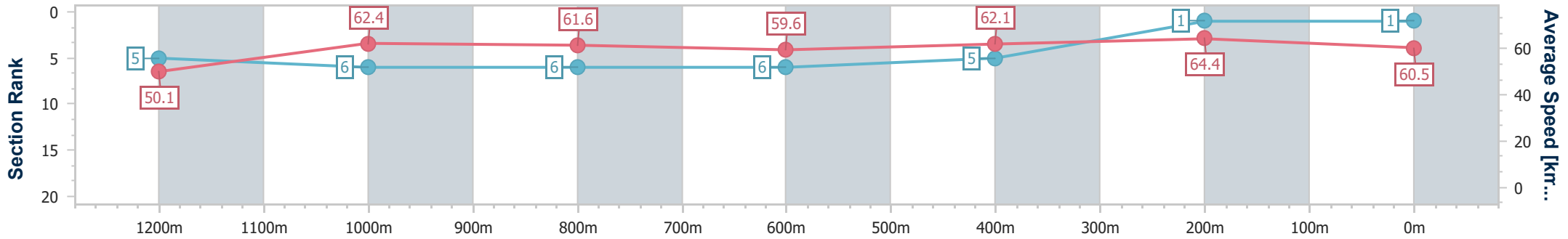
Race 7: TAB Class 1 Handicap - 1400m



29 December 2024 - 16:04

Track Rating: Good 4, Weather: Overcast, Rail Position: +2m Entire

Section	Overall	1200m	1000m	800m	600m	400m	200m
Section Times	1:24.68 [1] (0:14.36)	1:10.32 [5] (0:11.55)	0:58.77 [6] (0:11.75)	0:47.02 [6] (0:12.20)	0:34.82 [6] (0:11.72)	0:23.10 [5] (0:11.22)	0:11.88 [1] (0:11.88)
Average Speed [km/h]	50.1	62.4	61.6	59.6	62.1	64.4	60.5
Top Speed [km/h]	61.9	63.6	63.6	60.4	65.3	65.5	63.2
Avg. Dist. to Rail [m]	6.6	4.0	2.8	1.6	2.0	6.1	9.1
Avg. Stride Freq. [Hz]	2.2	2.3	2.3	2.3	2.3	2.4	2.3
Avg. Stride Length [m]	6.4	7.6	7.5	7.3	7.4	7.4	7.2



- [ ] Ranking at each section and finish
- .-.- No data available at this section
- NA No data available



Horse/Jockey Name	Peaceful Prince
Final Rank	2
Fastest Section Time (Section)	0:10.97 (400m)
Top Speed [km/h] (Section)	66.5 (400m)
Race State	Finished



Sunshine Coast QLD Professional

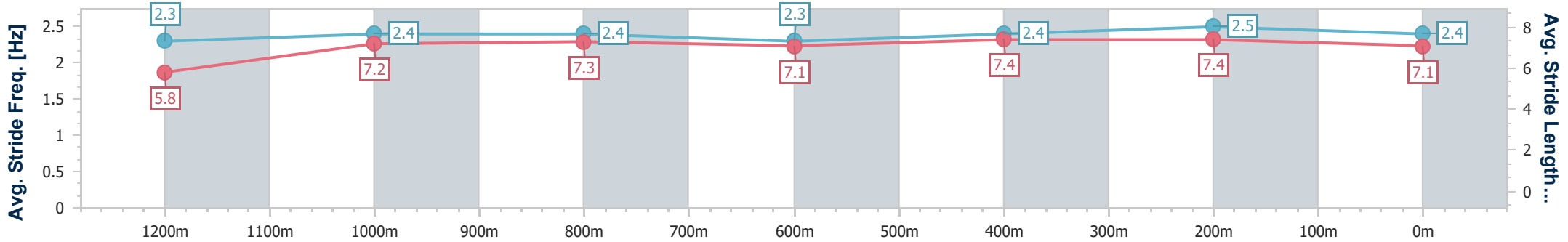
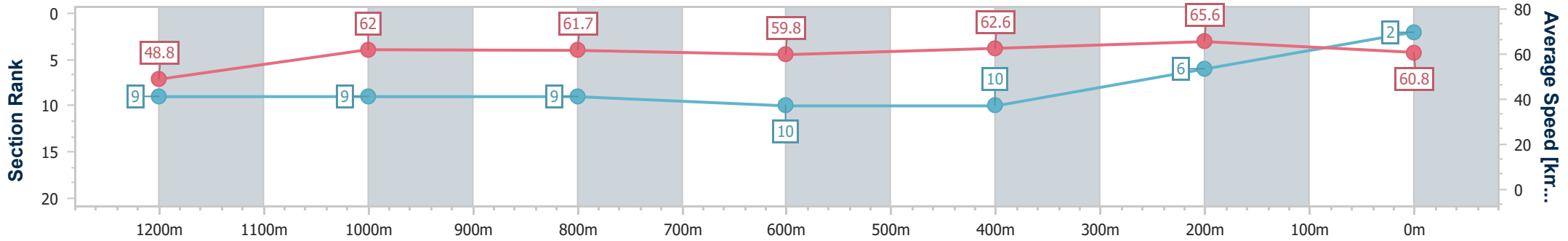
Race 7: TAB Class 1 Handicap - 1400m



29 December 2024 - 16:04

Track Rating: Good 4, Weather: Overcast, Rail Position: +2m Entire

Section	Overall	1200m	1000m	800m	600m	400m	200m
Section Times	1:24.89 [2] (0:14.74)	1:10.15 [9] (0:11.66)	0:58.49 [9] (0:11.76)	0:46.73 [9] (0:12.21)	0:34.52 [10] (0:11.72)	0:22.80 [10] (0:10.97)	0:11.83 [6] (0:11.83)
Average Speed [km/h]	48.8	62.0	61.7	59.8	62.6	65.6	60.8
Top Speed [km/h]	60.4	63.6	62.8	61.2	65.0	66.5	64.3
Avg. Dist. to Rail [m]	9.7	4.7	3.1	2.6	2.7	8.8	11.9
Avg. Stride Freq. [Hz]	2.3	2.4	2.4	2.3	2.4	2.5	2.4
Avg. Stride Length [m]	5.8	7.2	7.3	7.1	7.4	7.4	7.1



- [ ] Ranking at each section and finish
- .-.- No data available at this section
- NA No data available



Horse/Jockey Name	Black Opium
Final Rank	3
Fastest Section Time (Section)	0:11.11 (400m)
Top Speed [km/h] (Section)	66.1 (400m)
Race State	Finished



Sunshine Coast QLD Professional

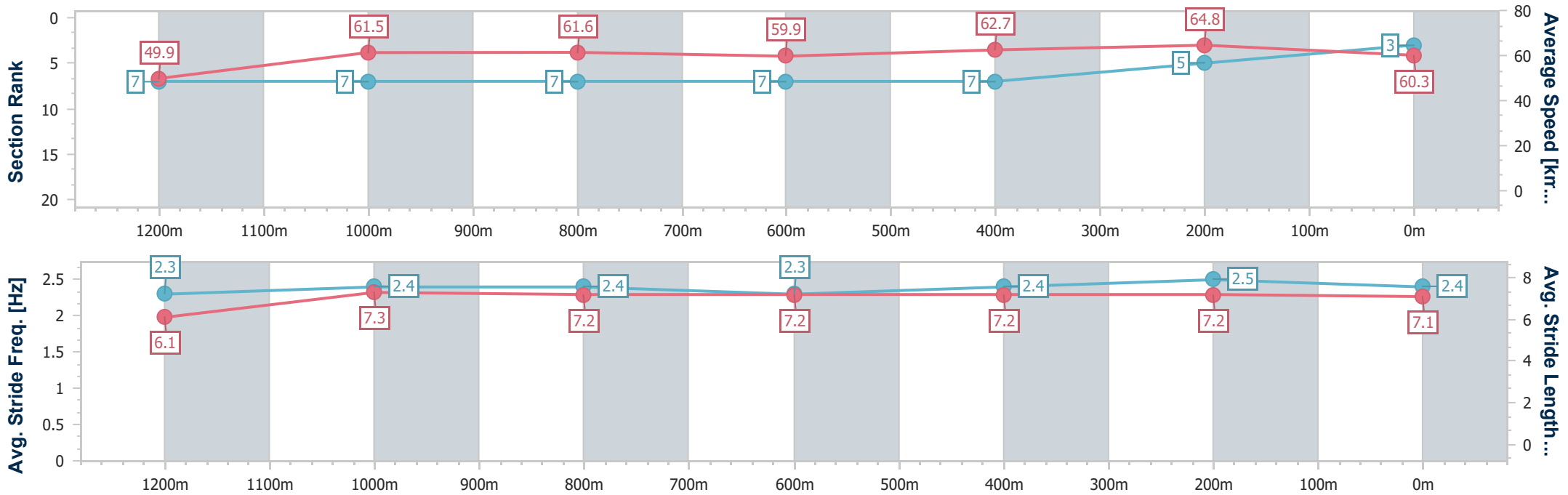
Race 7: TAB Class 1 Handicap - 1400m



29 December 2024 - 16:04

Track Rating: Good 4, Weather: Overcast, Rail Position: +2m Entire

Section	Overall	1200m	1000m	800m	600m	400m	200m
Section Times	1:24.94 [3] (0:14.45)	1:10.49 [7] (0:11.71)	0:58.78 [7] (0:11.75)	0:47.03 [7] (0:12.25)	0:34.78 [7] (0:11.74)	0:23.04 [7] (0:11.11)	0:11.93 [5] (0:11.93)
Average Speed [km/h]	49.9	61.5	61.6	59.9	62.7	64.8	60.3
Top Speed [km/h]	62.8	62.9	63.0	61.3	65.4	66.1	62.7
Avg. Dist. to Rail [m]	7.6	4.0	2.6	3.0	3.7	7.4	10.7
Avg. Stride Freq. [Hz]	2.3	2.4	2.4	2.3	2.4	2.5	2.4
Avg. Stride Length [m]	6.1	7.3	7.2	7.2	7.2	7.2	7.1



- [ ] Ranking at each section and finish
- .-.- No data available at this section
- NA No data available



Horse/Jockey Name	Fourandahalf
Final Rank	4
Fastest Section Time (Section)	0:11.37 (1200m)
Top Speed [km/h] (Section)	63.8 (1200m)
Race State	Finished



Sunshine Coast QLD Professional

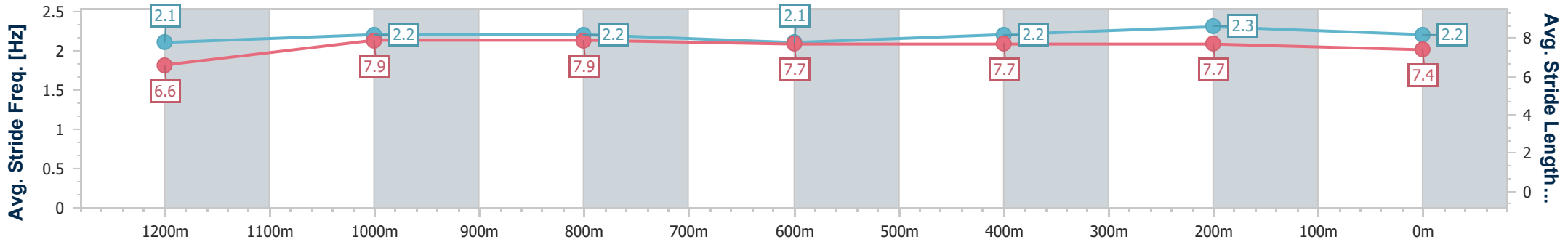
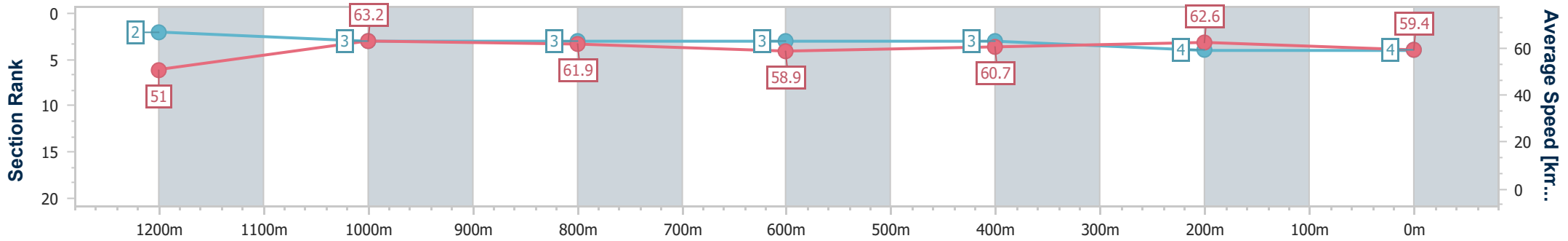
Race 7: TAB Class 1 Handicap - 1400m



29 December 2024 - 16:04

Track Rating: Good 4, Weather: Overcast, Rail Position: +2m Entire

Section	Overall	1200m	1000m	800m	600m	400m	200m
Section Times	1:25.09 [4] (0:14.14)	1:10.95 [2] (0:11.37)	0:59.58 [3] (0:11.71)	0:47.87 [3] (0:12.32)	0:35.55 [3] (0:11.94)	0:23.61 [3] (0:11.52)	0:12.09 [4] (0:12.09)
Average Speed [km/h]	51.0	63.2	61.9	58.9	60.7	62.6	59.4
Top Speed [km/h]	62.9	63.8	63.2	60.3	62.5	63.0	61.8
Avg. Dist. to Rail [m]	8.5	3.8	2.1	1.7	1.1	2.8	3.9
Avg. Stride Freq. [Hz]	2.1	2.2	2.2	2.1	2.2	2.3	2.2
Avg. Stride Length [m]	6.6	7.9	7.9	7.7	7.7	7.7	7.4



- [ ] Ranking at each section and finish
- .-.- No data available at this section
- NA No data available



Horse/Jockey Name	Better Be Slick
Final Rank	5
Fastest Section Time (Section)	0:11.18 (1200m)
Top Speed [km/h] (Section)	65.6 (1200m)
Race State	Finished



Sunshine Coast QLD Professional

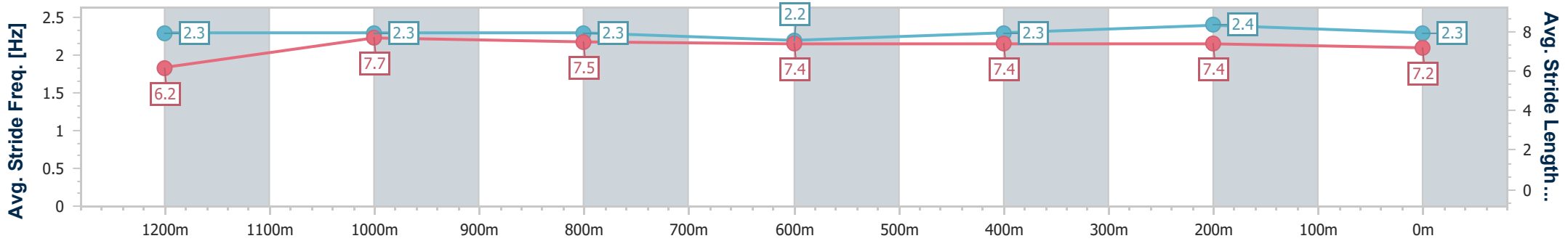
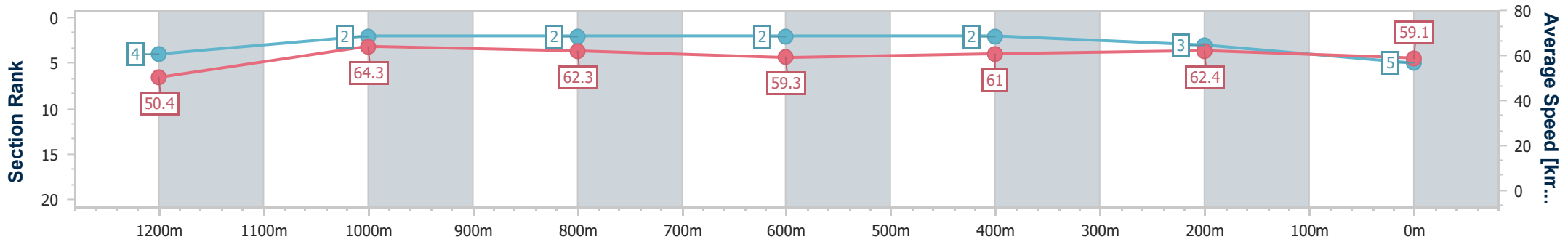
Race 7: TAB Class 1 Handicap - 1400m



29 December 2024 - 16:04

Track Rating: Good 4, Weather: Overcast, Rail Position: +2m Entire

Section	Overall	1200m	1000m	800m	600m	400m	200m
Section Times	1:25.12 [5] (0:14.29)	1:10.83 [4] (0:11.18)	0:59.65 [2] (0:11.66)	0:47.99 [2] (0:12.32)	0:35.67 [2] (0:11.95)	0:23.72 [2] (0:11.54)	0:12.18 [3] (0:12.18)
Average Speed [km/h]	50.4	64.3	62.3	59.3	61.0	62.4	59.1
Top Speed [km/h]	64.3	65.6	64.3	60.6	62.0	63.0	61.6
Avg. Dist. to Rail [m]	10.4	5.0	3.3	2.6	1.9	5.1	7.3
Avg. Stride Freq. [Hz]	2.3	2.3	2.3	2.2	2.3	2.4	2.3
Avg. Stride Length [m]	6.2	7.7	7.5	7.4	7.4	7.4	7.2



- [ ] Ranking at each section and finish
- .-.- No data available at this section
- NA No data available



Horse/Jockey Name	Starlight Nation
Final Rank	6
Fastest Section Time (Section)	0:11.30 (1200m)
Top Speed [km/h] (Section)	64.8 (1200m)
Race State	Finished



Sunshine Coast QLD Professional

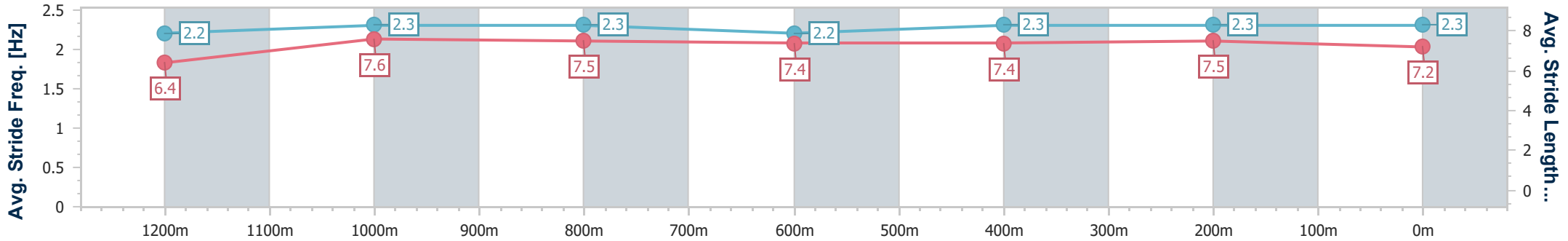
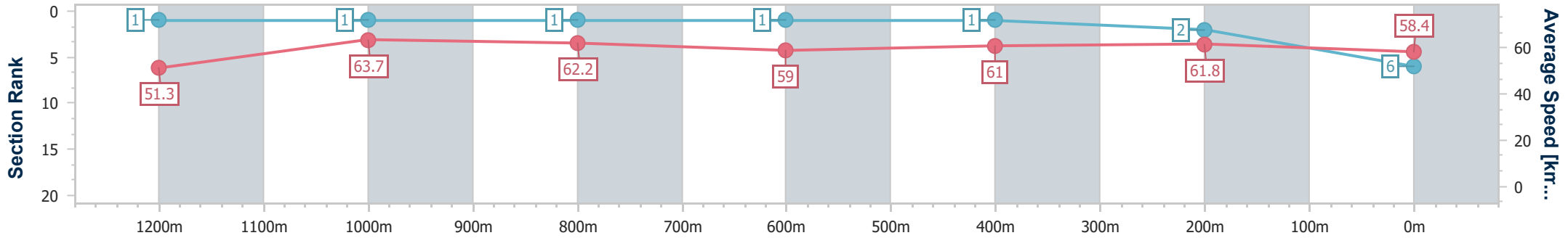
Race 7: TAB Class 1 Handicap - 1400m



29 December 2024 - 16:04

Track Rating: Good 4, Weather: Overcast, Rail Position: +2m Entire

Section	Overall	1200m	1000m	800m	600m	400m	200m
Section Times	1:25.15 [6] (0:14.05)	1:11.10 [1] (0:11.30)	0:59.80 [1] (0:11.62)	0:48.18 [1] (0:12.35)	0:35.83 [1] (0:11.89)	0:23.94 [1] (0:11.65)	0:12.29 [2] (0:12.29)
Average Speed [km/h]	51.3	63.7	62.2	59.0	61.0	61.8	58.4
Top Speed [km/h]	63.8	64.8	64.1	60.5	62.6	63.0	60.9
Avg. Dist. to Rail [m]	4.9	2.9	2.3	2.0	1.2	3.6	5.4
Avg. Stride Freq. [Hz]	2.2	2.3	2.3	2.2	2.3	2.3	2.3
Avg. Stride Length [m]	6.4	7.6	7.5	7.4	7.4	7.5	7.2



- [ ] Ranking at each section and finish
- .-.- No data available at this section
- NA No data available





Horse/Jockey Name	Able Seaman
Final Rank	7
Fastest Section Time (Section)	0:11.34 (400m)
Top Speed [km/h] (Section)	64.3 (400m)
Race State	Finished



Sunshine Coast QLD Professional

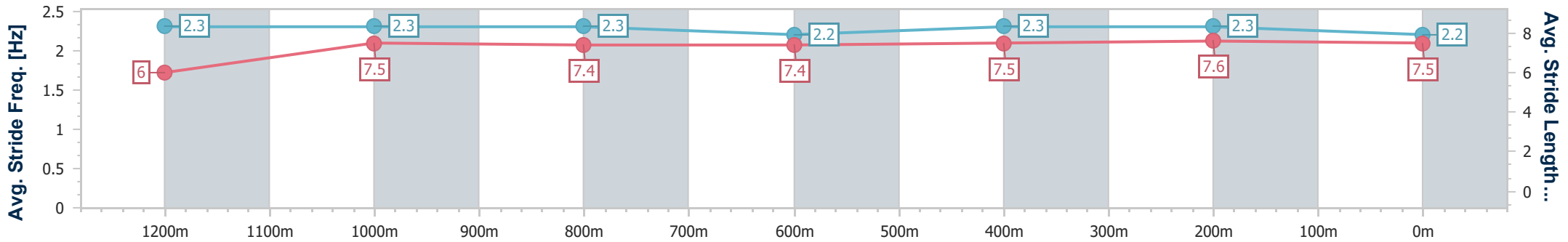
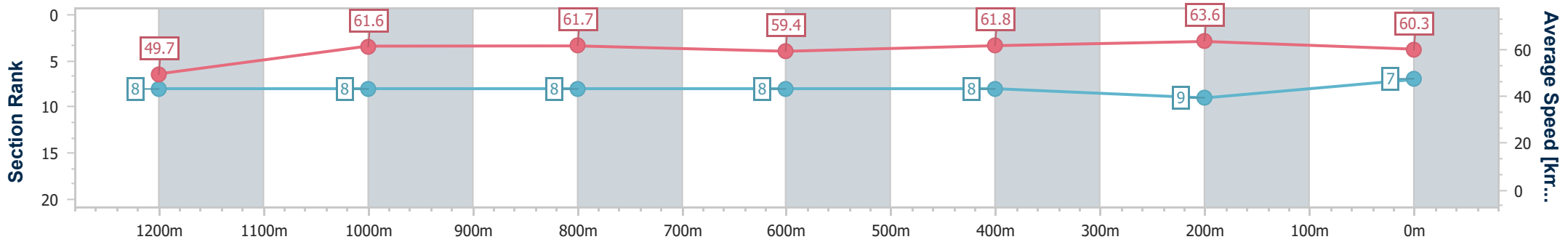
Race 7: TAB Class 1 Handicap - 1400m

29 December 2024 - 16:04



Track Rating: Good 4, Weather: Overcast, Rail Position: +2m Entire

Section	Overall	1200m	1000m	800m	600m	400m	200m
Section Times	1:25.18 [7] (0:14.51)	1:10.67 [8] (0:11.67)	0:59.00 [8] (0:11.74)	0:47.26 [8] (0:12.24)	0:35.02 [8] (0:11.75)	0:23.27 [8] (0:11.34)	0:11.93 [9] (0:11.93)
Average Speed [km/h]	49.7	61.6	61.7	59.4	61.8	63.6	60.3
Top Speed [km/h]	63.0	62.5	63.0	60.8	64.2	64.3	61.8
Avg. Dist. to Rail [m]	6.6	3.3	2.0	1.4	1.5	6.8	9.1
Avg. Stride Freq. [Hz]	2.3	2.3	2.3	2.2	2.3	2.3	2.2
Avg. Stride Length [m]	6.0	7.5	7.4	7.4	7.5	7.6	7.5



- [ ] Ranking at each section and finish
- .-.- No data available at this section
- NA No data available



Horse/Jockey Name	So You Can Torque
Final Rank	8
Fastest Section Time (Section)	0:11.36 (400m)
Top Speed [km/h] (Section)	64.5 (400m)
Race State	Finished



Sunshine Coast QLD Professional

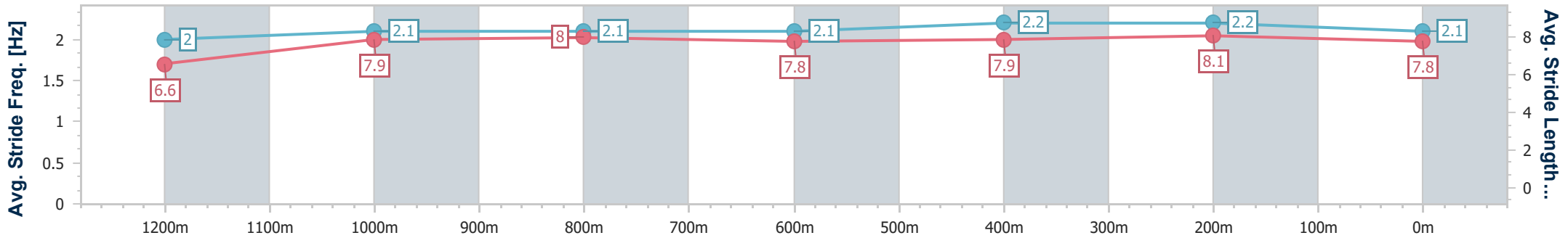
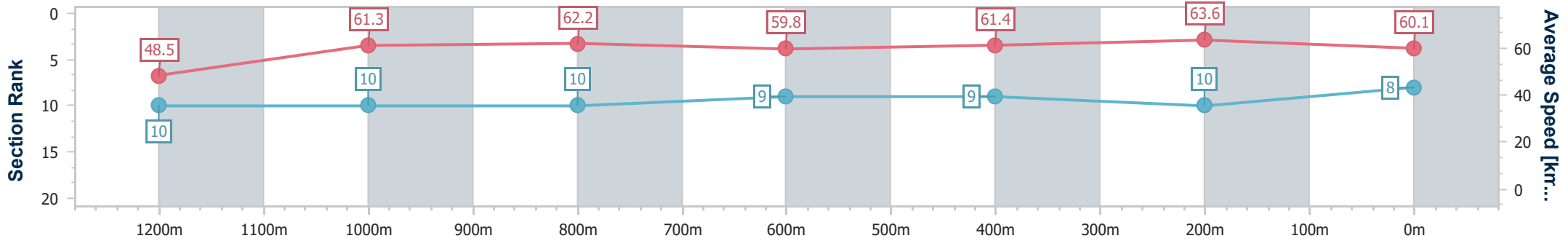
Race 7: TAB Class 1 Handicap - 1400m



29 December 2024 - 16:04

Track Rating: Good 4, Weather: Overcast, Rail Position: +2m Entire

Section	Overall	1200m	1000m	800m	600m	400m	200m
Section Times	1:25.28 [8] (0:14.85)	1:10.43 [10] (0:11.76)	0:58.67 [10] (0:11.61)	0:47.06 [10] (0:12.14)	0:34.92 [9] (0:11.61)	0:23.31 [9] (0:11.36)	0:11.95 [10] (0:11.95)
Average Speed [km/h]	48.5	61.3	62.2	59.8	61.4	63.6	60.1
Top Speed [km/h]	60.3	62.3	63.2	62.3	63.6	64.5	62.5
Avg. Dist. to Rail [m]	12.0	4.7	1.7	1.0	1.1	1.9	3.2
Avg. Stride Freq. [Hz]	2.0	2.1	2.1	2.1	2.2	2.2	2.1
Avg. Stride Length [m]	6.6	7.9	8.0	7.8	7.9	8.1	7.8



- [ ] Ranking at each section and finish
- .-.- No data available at this section
- NA No data available



Horse/Jockey Name	Earlston
Final Rank	9
Fastest Section Time (Section)	0:11.33 (1200m)
Top Speed [km/h] (Section)	64.4 (1200m)
Race State	Finished



Sunshine Coast QLD Professional

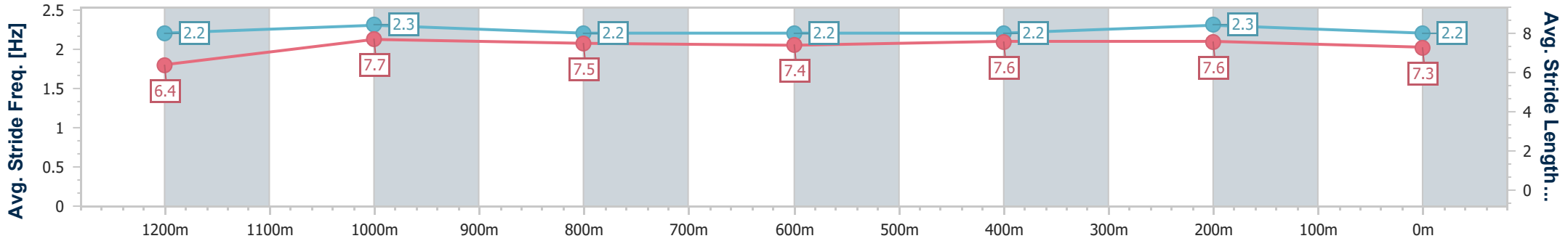
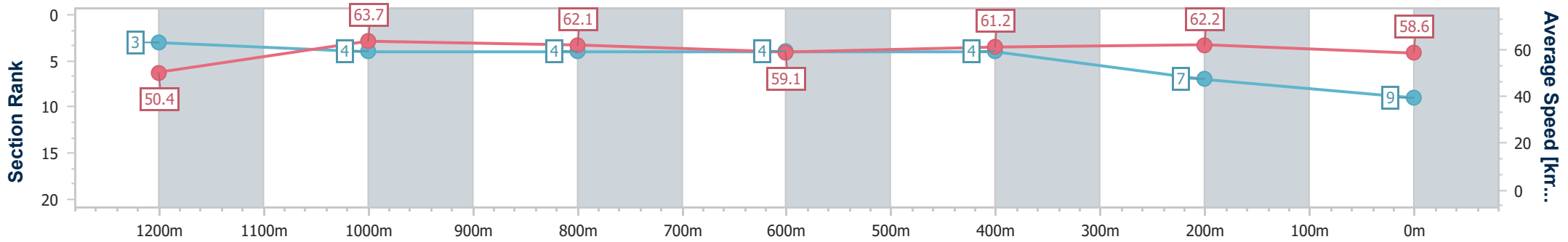
Race 7: TAB Class 1 Handicap - 1400m



29 December 2024 - 16:04

Track Rating: Good 4, Weather: Overcast, Rail Position: +2m Entire

Section	Overall	1200m	1000m	800m	600m	400m	200m
Section Times	1:25.40 [9] (0:14.28)	1:11.12 [3] (0:11.33)	0:59.79 [4] (0:11.69)	0:48.10 [4] (0:12.36)	0:35.74 [4] (0:11.90)	0:23.84 [4] (0:11.59)	0:12.25 [7] (0:12.25)
Average Speed [km/h]	50.4	63.7	62.1	59.1	61.2	62.2	58.6
Top Speed [km/h]	63.6	64.4	63.2	60.2	63.1	63.1	60.6
Avg. Dist. to Rail [m]	11.9	6.2	3.6	2.5	2.0	6.2	7.6
Avg. Stride Freq. [Hz]	2.2	2.3	2.2	2.2	2.2	2.3	2.2
Avg. Stride Length [m]	6.4	7.7	7.5	7.4	7.6	7.6	7.3



- [ ] Ranking at each section and finish
- .-.-.- No data available at this section
- NA No data available



Horse/Jockey Name	Lost My Nightie
Final Rank	10
Fastest Section Time (Section)	0:11.42 (1200m)
Top Speed [km/h] (Section)	63.9 (1200m)
Race State	Finished



Sunshine Coast QLD Professional

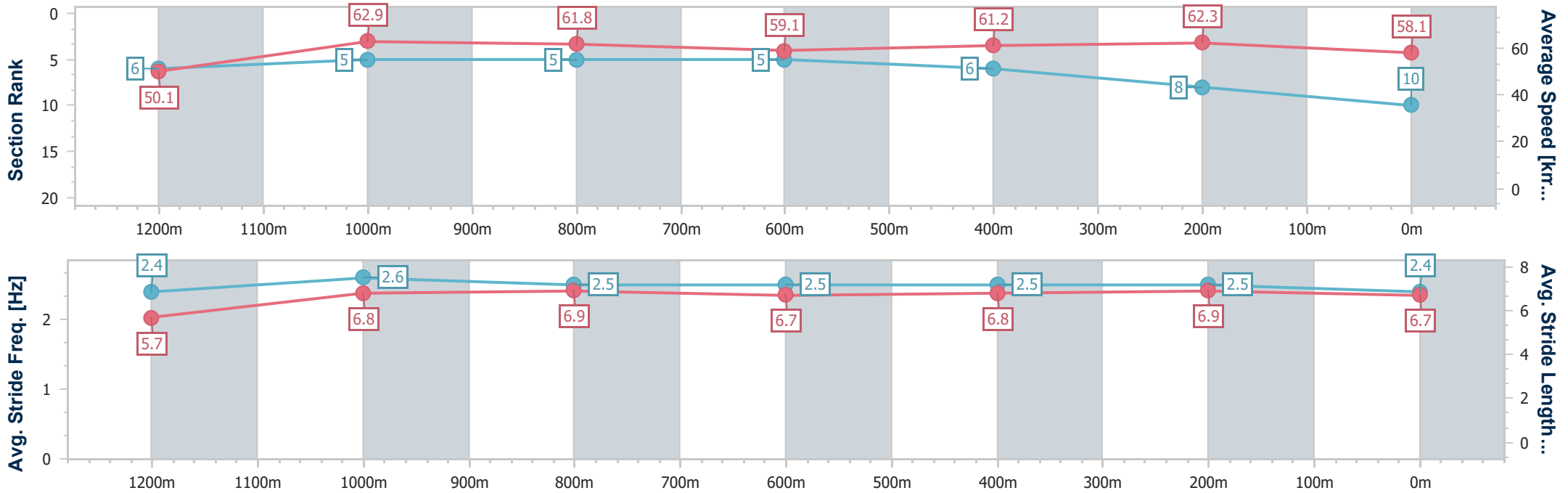
Race 7: TAB Class 1 Handicap - 1400m



29 December 2024 - 16:04

Track Rating: Good 4, Weather: Overcast, Rail Position: +2m Entire

Section	Overall	1200m	1000m	800m	600m	400m	200m
Section Times	1:25.66 [10] (0:14.43)	1:11.23 [6] (0:11.42)	0:59.81 [5] (0:11.72)	0:48.09 [5] (0:12.27)	0:35.82 [5] (0:11.84)	0:23.98 [6] (0:11.55)	0:12.43 [8] (0:12.43)
Average Speed [km/h]	50.1	62.9	61.8	59.1	61.2	62.3	58.1
Top Speed [km/h]	63.9	63.9	63.4	60.5	62.7	63.2	60.7
Avg. Dist. to Rail [m]	4.7	2.6	1.9	1.5	0.9	2.3	3.2
Avg. Stride Freq. [Hz]	2.4	2.6	2.5	2.5	2.5	2.5	2.4
Avg. Stride Length [m]	5.7	6.8	6.9	6.7	6.8	6.9	6.7



- [ ] Ranking at each section and finish
- .-.- No data available at this section
- NA No data available