



Sunshine Coast QLD Professional

Race 1: BARRIER REEF POOLS Maiden Plate - 1000m

01 January 2025 - 13:14



Track Rating: Heavy 9, Weather: Fine, Rail Position: +4m Entire

Section				Overall	800m	600m	400m	200m	Last 600m				
Field Times				0:59.08 (0:13.05)	0:46.03 (0:10.83)	0:35.20 (0:11.67)	0:23.53 (0:11.41)	0:12.12 (0:12.12)	0:35.20				
Rank	TAB	Horse/Jockey	Barrier	Top Speed [km/h]	Fastest Section			Margin		Distance Travelled [m]			
1	7	CAXTON LASS Bailey Wheeler	1	67.0 800m	0:11.01 800m	0:59.08 [1] (0:13.20)	0:45.88 [4] (0:11.01)	0:34.87 [3] (0:11.66)	0:23.21 [4] (0:11.12)	0:12.09 [2] (0:12.09)	0:59.08	0:34.87	
2	11	VESPER LYND Michael Rodd	8	68.6 800m	0:10.93 800m	0:59.09 [2] (0:13.05)	0:46.04 [1] (0:10.93)	0:35.11 [2] (0:11.57)	0:23.54 [1] (0:11.41)	0:12.13 [1] (0:12.13)	0.1L	0:35.11	+2
3	2	CRACKENTHORPE Dan McGillivray	6	66.0 600m	0:11.22 400m	0:59.50 [3] (0:13.86)	0:45.64 [10] (0:11.33)	0:34.31 [10] (0:11.42)	0:22.89 [9] (0:11.22)	0:11.67 [7] (0:11.67)	2.4L	0:34.31	-1
4	12	GREYT PERFORMER Rikki Jamieson	2	67.1 800m	0:10.87 800m	0:59.65 [4] (0:13.76)	0:45.89 [8] (0:10.87)	0:35.02 [7] (0:11.60)	0:23.42 [7] (0:11.31)	0:12.11 [6] (0:12.11)	3.2L	0:35.02	-7
5	9	EQUINE ART Luke Dempsey	7	67.5 Overall	0:11.11 800m	0:59.69 [5] (0:13.19)	0:46.50 [3] (0:11.11)	0:35.39 [4] (0:11.53)	0:23.86 [3] (0:11.35)	0:12.51 [3] (0:12.51)	3.4L	0:35.39	+4
6	1	BRING ME SAKI Dale Smith	9	67.6 800m	0:11.05 800m	0:59.88 [6] (0:13.48)	0:46.40 [6] (0:11.05)	0:35.35 [5] (0:11.55)	0:23.80 [5] (0:11.37)	0:12.43 [5] (0:12.43)	4.4L	0:35.35	+2
7	8	ENUFF PILLS Mark Du Plessis	4	69.3 800m	0:10.73 800m	1:00.17 [7] (0:13.15)	0:47.02 [2] (0:10.73)	0:36.29 [1] (0:11.72)	0:24.57 [2] (0:11.70)	0:12.87 [4] (0:12.87)	5.9L	0:36.29	-1
8	5	THE PUBLICAN Justin Stanley	3	66.9 600m	0:11.12 800m	1:00.52 [8] (0:13.55)	0:46.97 [7] (0:11.12)	0:35.85 [8] (0:11.65)	0:24.20 [8] (0:11.53)	0:12.67 [8] (0:12.67)	7.9L	0:35.85	+2
9	4	HE'S A WEAPON Madeleine Wishart	5	68.5 800m	0:11.20 800m	1:00.70 [9] (0:13.34)	0:47.36 [5] (0:11.20)	0:36.16 [6] (0:11.60)	0:24.56 [6] (0:11.76)	0:12.80 [9] (0:12.80)	8.9L	0:36.16	+0
10	13	SHARALANDA Luke Tarrant	11	66.7 600m	0:11.41 800m	1:00.78 [10] (0:13.98)	0:46.80 [11] (0:11.41)	0:35.39 [11] (0:11.42)	0:23.97 [10] (0:11.56)	0:12.41 [10] (0:12.41)	9.2L	0:35.39	+5

Scratched: She's So Swank (#10), Three Tees (#6), Sweet Madeline (#14)

[] Ranking at each section and finish
 -:-:- No data available at this section
 NA No data available

SCN Saddle cloth number
 DNF Did not finish
 DNT Did not track



Sunshine Coast QLD Professional

Race 1: BARRIER REEF POOLS Maiden Plate - 1000m

01 January 2025 - 13:14



Track Rating: Heavy 9, Weather: Fine, Rail Position: +4m Entire

Section	Overall	800m	600m	400m	200m	Last 600m
Field Times	0:59.08 (0:13.05)	0:46.03 (0:10.83)	0:35.20 (0:11.67)	0:23.53 (0:11.41)	0:12.12 (0:12.12)	0:35.20

Rank	TAB	Horse/Jockey	Barrier	Top Speed [km/h]	Fastest Section	Margin	Distance Travelled [m]
11	3	DAUNTING INSTINCT	10	65.1	0:11.33	13L	-3
		Paul Hamblin		800m	800m		

Scratched: She's So Swank (#10), Three Tees (#6), Sweet Madeline (#14)

[] Ranking at each section and finish
 -:-:- No data available at this section
 NA No data available

SCN Saddle cloth number
 DNF Did not finish
 DNT Did not track



Horse/Jockey Name	Caxton Lass
Final Rank	1
Fastest Section Time (Section)	0:11.01 (800m)
Top Speed [km/h] (Section)	67.0 (800m)
Race State	Finished



Sunshine Coast QLD Professional

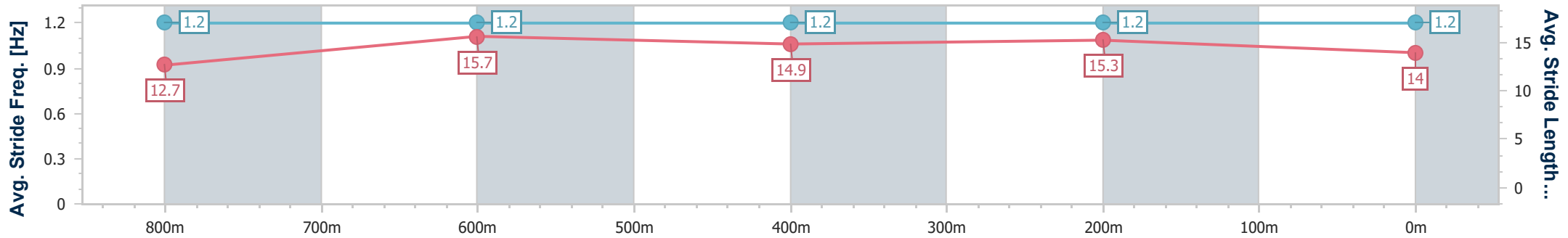
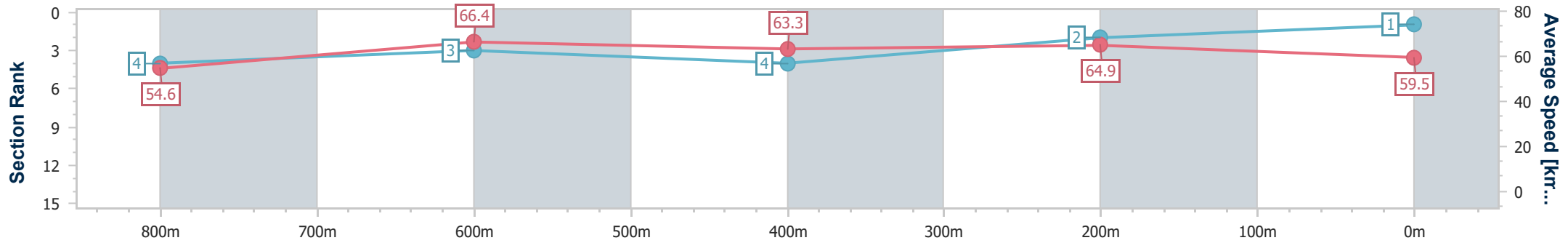
Race 1: BARRIER REEF POOLS Maiden Plate - 1000m



01 January 2025 - 13:14

Track Rating: Heavy 9, Weather: Fine, Rail Position: +4m Entire

Section	Overall	800m	600m	400m	200m
Section Times	0:59.08 [1] (0:13.20)	0:45.88 [4] (0:11.01)	0:34.87 [3] (0:11.66)	0:23.21 [4] (0:11.12)	0:12.09 [2] (0:12.09)
Average Speed [km/h]	54.6	66.4	63.3	64.9	59.5
Top Speed [km/h]	66.5	67.0	66.3	65.5	63.8
Avg. Dist. to Rail [m]	5.3	4.0	4.5	8.6	10.3
Avg. Stride Freq. [Hz]	1.2	1.2	1.2	1.2	1.2
Avg. Stride Length [m]	12.7	15.7	14.9	15.3	14.0



- [] Ranking at each section and finish
- .-.- No data available at this section
- NA No data available



Horse/Jockey Name	Vesper Lynd
Final Rank	2
Fastest Section Time (Section)	0:10.93 (800m)
Top Speed [km/h] (Section)	68.6 (800m)
Race State	Finished



Sunshine Coast QLD Professional

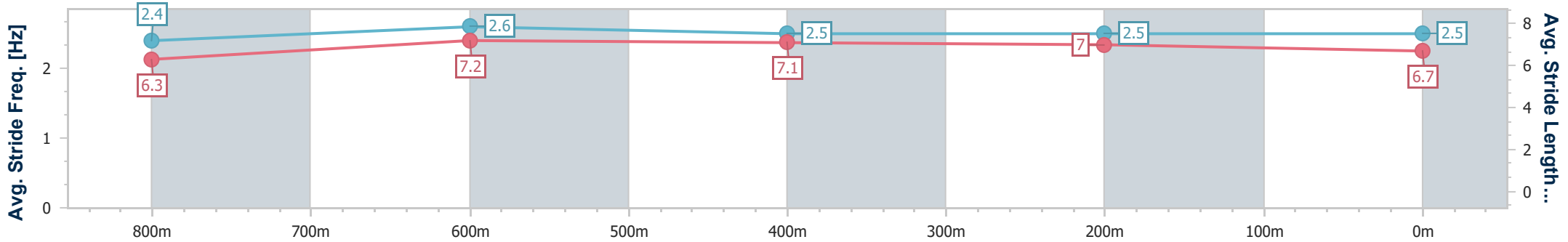
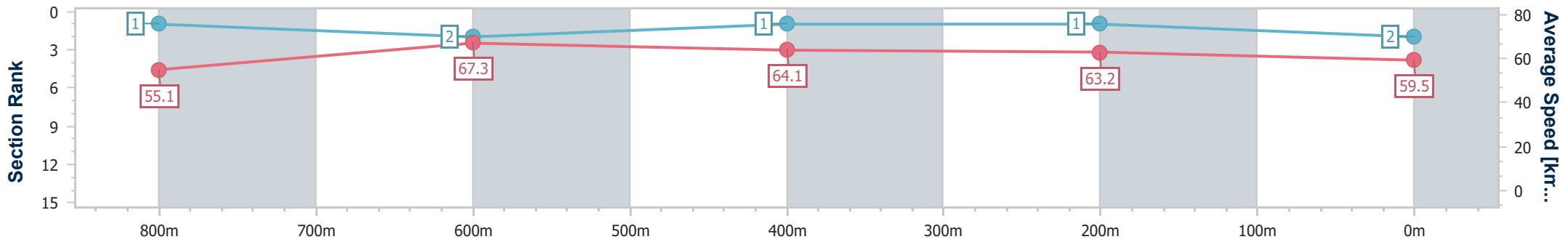
Race 1: BARRIER REEF POOLS Maiden Plate - 1000m



01 January 2025 - 13:14

Track Rating: Heavy 9, Weather: Fine, Rail Position: +4m Entire

Section	Overall	800m	600m	400m	200m
Section Times	0:59.09 [2] (0:13.05)	0:46.04 [1] (0:10.93)	0:35.11 [2] (0:11.57)	0:23.54 [1] (0:11.41)	0:12.13 [1] (0:12.13)
Average Speed [km/h]	55.1	67.3	64.1	63.2	59.5
Top Speed [km/h]	67.8	68.6	66.5	64.6	62.0
Avg. Dist. to Rail [m]	11.9	6.2	5.0	7.8	9.7
Avg. Stride Freq. [Hz]	2.4	2.6	2.5	2.5	2.5
Avg. Stride Length [m]	6.3	7.2	7.1	7.0	6.7



- [] Ranking at each section and finish
- .-.- No data available at this section
- NA No data available



Horse/Jockey Name	Crackenthorpe
Final Rank	3
Fastest Section Time (Section)	0:11.22 (400m)
Top Speed [km/h] (Section)	66.0 (600m)
Race State	Finished



Sunshine Coast QLD Professional

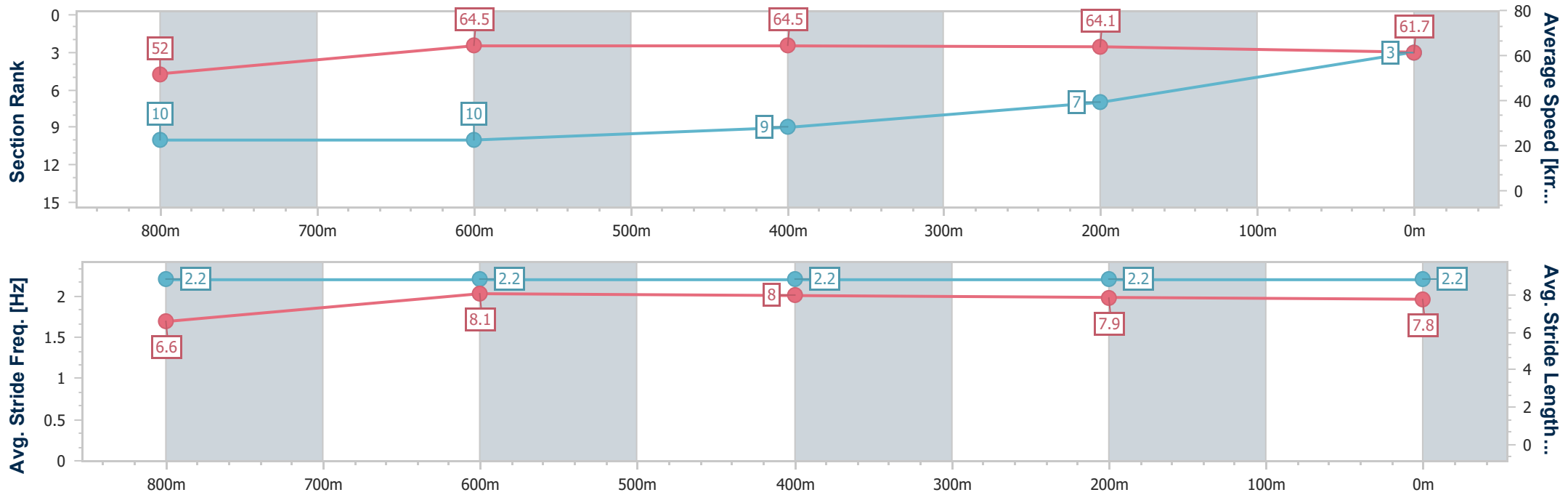
Race 1: BARRIER REEF POOLS Maiden Plate - 1000m



01 January 2025 - 13:14

Track Rating: Heavy 9, Weather: Fine, Rail Position: +4m Entire

Section	Overall	800m	600m	400m	200m
Section Times	0:59.50 [3] (0:13.86)	0:45.64 [10] (0:11.33)	0:34.31 [10] (0:11.42)	0:22.89 [9] (0:11.22)	0:11.67 [7] (0:11.67)
Average Speed [km/h]	52.0	64.5	64.5	64.1	61.7
Top Speed [km/h]	63.1	65.8	66.0	64.6	63.7
Avg. Dist. to Rail [m]	10.1	4.9	3.5	9.2	9.8
Avg. Stride Freq. [Hz]	2.2	2.2	2.2	2.2	2.2
Avg. Stride Length [m]	6.6	8.1	8.0	7.9	7.8



- [] Ranking at each section and finish
- .-.- No data available at this section
- NA No data available



Horse/Jockey Name	Greyt Performer
Final Rank	4
Fastest Section Time (Section)	0:10.87 (800m)
Top Speed [km/h] (Section)	67.1 (800m)
Race State	Finished



Sunshine Coast QLD Professional

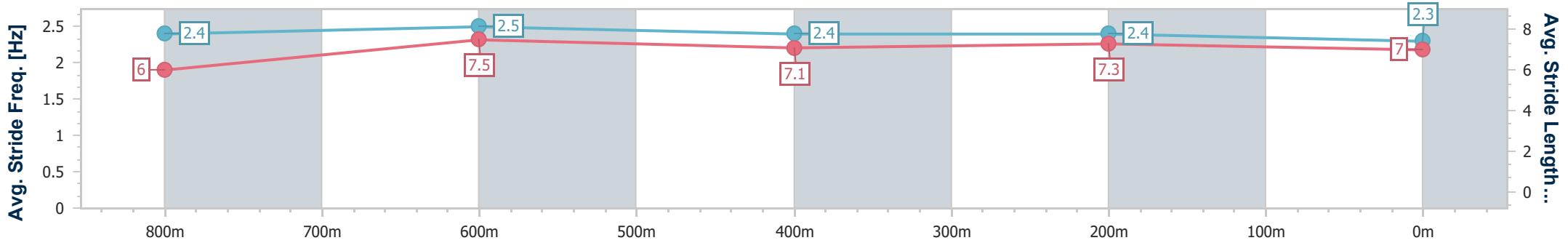
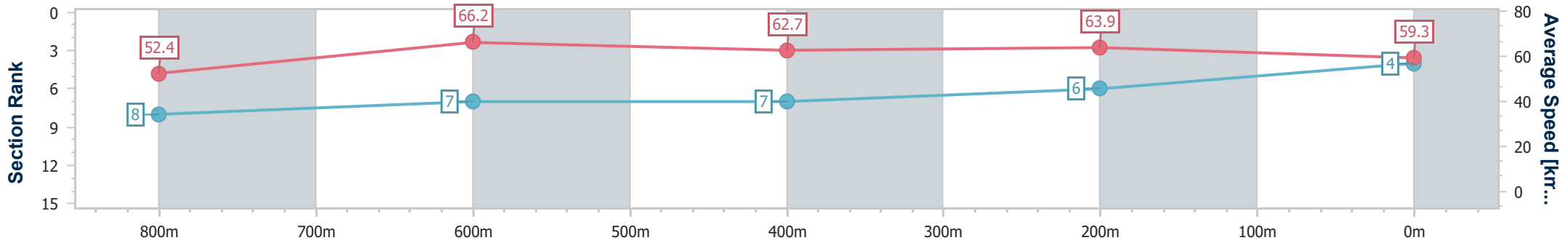
Race 1: BARRIER REEF POOLS Maiden Plate - 1000m

01 January 2025 - 13:14



Track Rating: Heavy 9, Weather: Fine, Rail Position: +4m Entire

Section	Overall	800m	600m	400m	200m
Section Times	0:59.65 [4] (0:13.76)	0:45.89 [8] (0:10.87)	0:35.02 [7] (0:11.60)	0:23.42 [7] (0:11.31)	0:12.11 [6] (0:12.11)
Average Speed [km/h]	52.4	66.2	62.7	63.9	59.3
Top Speed [km/h]	65.4	67.1	64.5	65.3	63.3
Avg. Dist. to Rail [m]	4.3	1.6	1.6	4.6	8.3
Avg. Stride Freq. [Hz]	2.4	2.5	2.4	2.4	2.3
Avg. Stride Length [m]	6.0	7.5	7.1	7.3	7.0



- [] Ranking at each section and finish
- .-.- No data available at this section
- NA No data available



Horse/Jockey Name	Equine Art
Final Rank	5
Fastest Section Time (Section)	0:11.11 (800m)
Top Speed [km/h] (Section)	67.5 (Overall)
Race State	Finished



Sunshine Coast QLD Professional

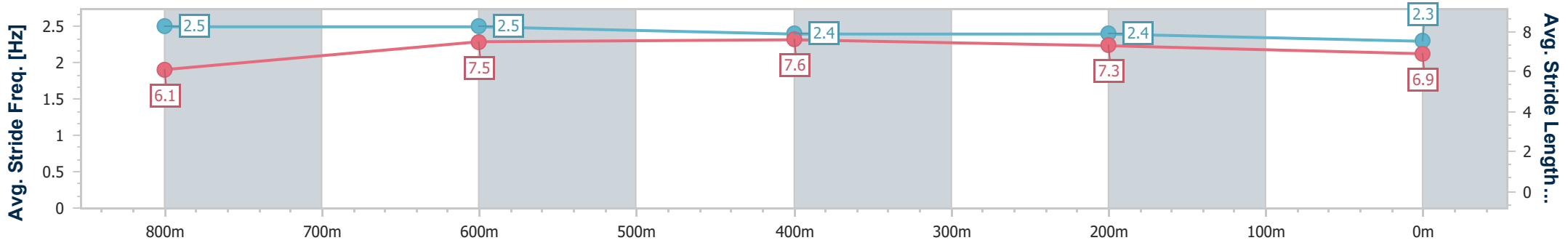
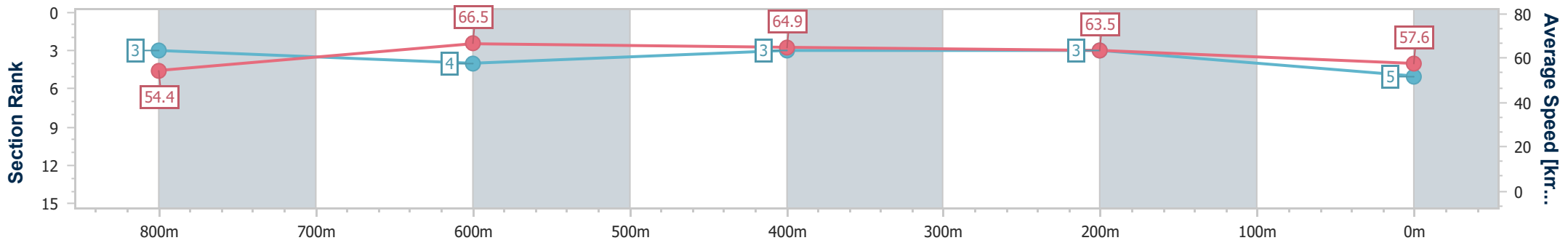
Race 1: BARRIER REEF POOLS Maiden Plate - 1000m



01 January 2025 - 13:14

Track Rating: Heavy 9, Weather: Fine, Rail Position: +4m Entire

Section	Overall	800m	600m	400m	200m
Section Times	0:59.69 [5] (0:13.19)	0:46.50 [3] (0:11.11)	0:35.39 [4] (0:11.53)	0:23.86 [3] (0:11.35)	0:12.51 [3] (0:12.51)
Average Speed [km/h]	54.4	66.5	64.9	63.5	57.6
Top Speed [km/h]	67.5	67.5	65.9	64.7	61.6
Avg. Dist. to Rail [m]	10.0	6.6	6.1	12.0	11.9
Avg. Stride Freq. [Hz]	2.5	2.5	2.4	2.4	2.3
Avg. Stride Length [m]	6.1	7.5	7.6	7.3	6.9



- [] Ranking at each section and finish
- .-.- No data available at this section
- NA No data available



Horse/Jockey Name	Bring Me Saki
Final Rank	6
Fastest Section Time (Section)	0:11.05 (800m)
Top Speed [km/h] (Section)	67.6 (800m)
Race State	Finished



Sunshine Coast QLD Professional

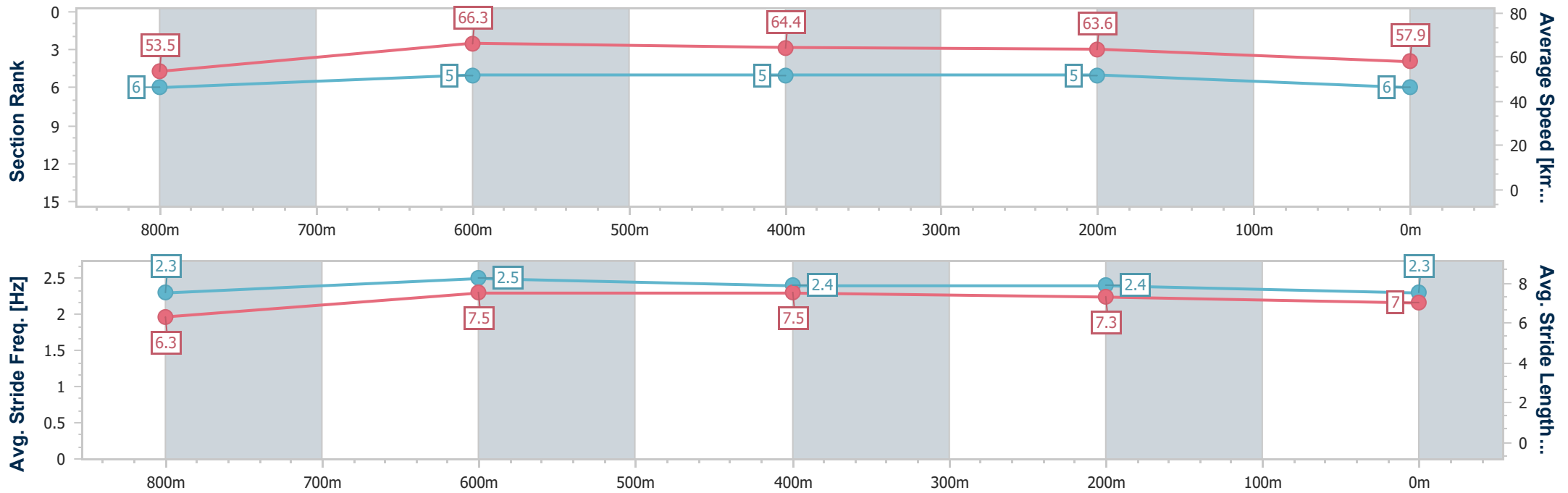
Race 1: BARRIER REEF POOLS Maiden Plate - 1000m



01 January 2025 - 13:14

Track Rating: Heavy 9, Weather: Fine, Rail Position: +4m Entire

Section	Overall	800m	600m	400m	200m
Section Times	0:59.88 [6] (0:13.48)	0:46.40 [6] (0:11.05)	0:35.35 [5] (0:11.55)	0:23.80 [5] (0:11.37)	0:12.43 [5] (0:12.43)
Average Speed [km/h]	53.5	66.3	64.4	63.6	57.9
Top Speed [km/h]	66.0	67.6	66.8	64.4	61.2
Avg. Dist. to Rail [m]	11.4	5.6	5.2	10.9	10.8
Avg. Stride Freq. [Hz]	2.3	2.5	2.4	2.4	2.3
Avg. Stride Length [m]	6.3	7.5	7.5	7.3	7.0



- [] Ranking at each section and finish
- .-.- No data available at this section
- NA No data available



Horse/Jockey Name	Enuff Pills
Final Rank	7
Fastest Section Time (Section)	0:10.73 (800m)
Top Speed [km/h] (Section)	69.3 (800m)
Race State	Finished



Sunshine Coast QLD Professional

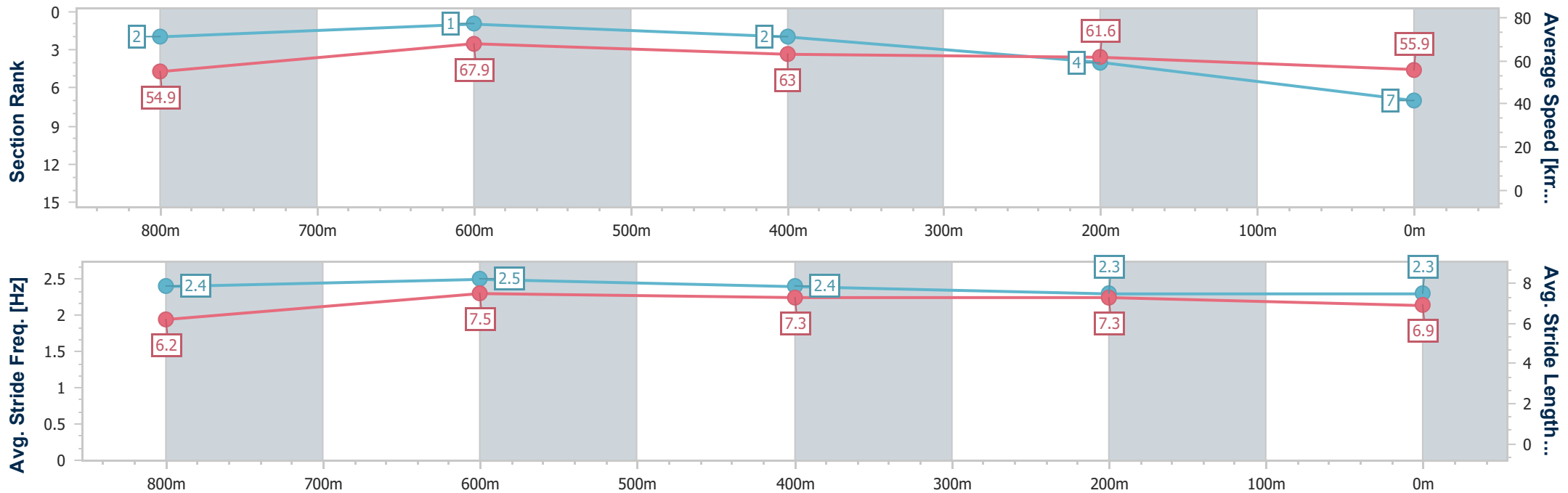
Race 1: BARRIER REEF POOLS Maiden Plate - 1000m



01 January 2025 - 13:14

Track Rating: Heavy 9, Weather: Fine, Rail Position: +4m Entire

Section	Overall	800m	600m	400m	200m
Section Times	1:00.17 [7] (0:13.15)	0:47.02 [2] (0:10.73)	0:36.29 [1] (0:11.72)	0:24.57 [2] (0:11.70)	0:12.87 [4] (0:12.87)
Average Speed [km/h]	54.9	67.9	63.0	61.6	55.9
Top Speed [km/h]	67.1	69.3	66.0	63.0	59.7
Avg. Dist. to Rail [m]	7.6	4.7	3.8	4.1	5.4
Avg. Stride Freq. [Hz]	2.4	2.5	2.4	2.3	2.3
Avg. Stride Length [m]	6.2	7.5	7.3	7.3	6.9



- [] Ranking at each section and finish
- .-.- No data available at this section
- NA No data available



Horse/Jockey Name	The Publican
Final Rank	8
Fastest Section Time (Section)	0:11.12 (800m)
Top Speed [km/h] (Section)	66.9 (600m)
Race State	Finished



Sunshine Coast QLD Professional

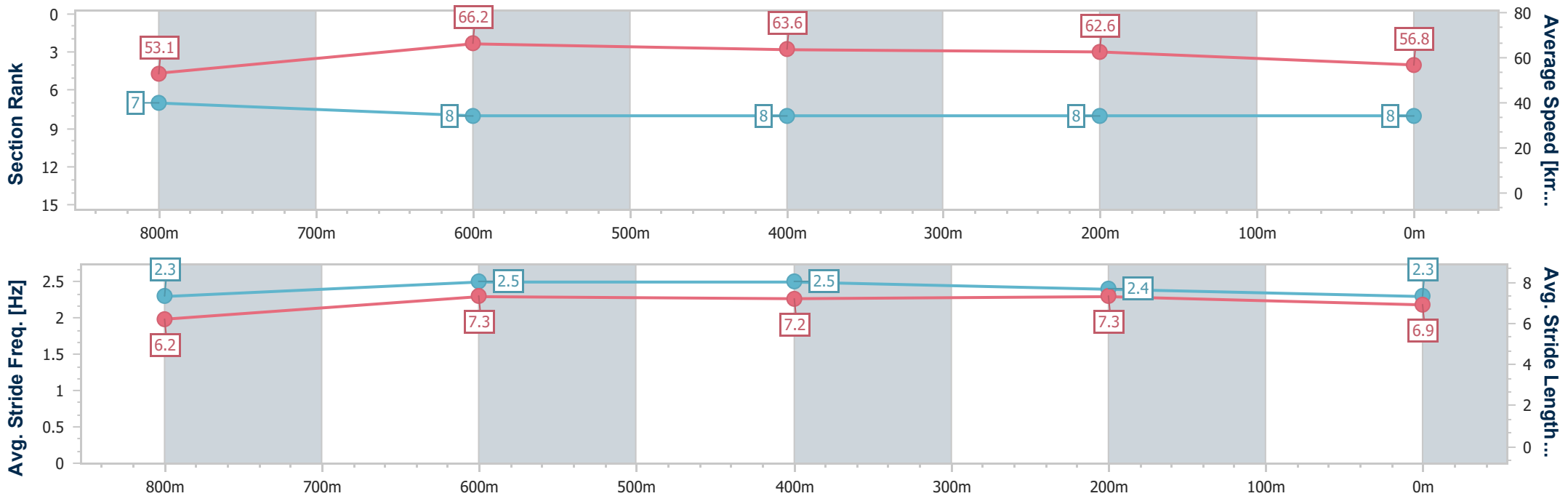
Race 1: BARRIER REEF POOLS Maiden Plate - 1000m



01 January 2025 - 13:14

Track Rating: Heavy 9, Weather: Fine, Rail Position: +4m Entire

Section	Overall	800m	600m	400m	200m
Section Times	1:00.52 [8] (0:13.55)	0:46.97 [7] (0:11.12)	0:35.85 [8] (0:11.65)	0:24.20 [8] (0:11.53)	0:12.67 [8] (0:12.67)
Average Speed [km/h]	53.1	66.2	63.6	62.6	56.8
Top Speed [km/h]	64.5	66.9	66.9	64.1	61.4
Avg. Dist. to Rail [m]	7.6	5.1	5.4	9.0	9.8
Avg. Stride Freq. [Hz]	2.3	2.5	2.5	2.4	2.3
Avg. Stride Length [m]	6.2	7.3	7.2	7.3	6.9



- [] Ranking at each section and finish
- .-.- No data available at this section
- NA No data available



Horse/Jockey Name	He's A Weapon
Final Rank	9
Fastest Section Time (Section)	0:11.20 (800m)
Top Speed [km/h] (Section)	68.5 (800m)
Race State	Finished



Sunshine Coast QLD Professional

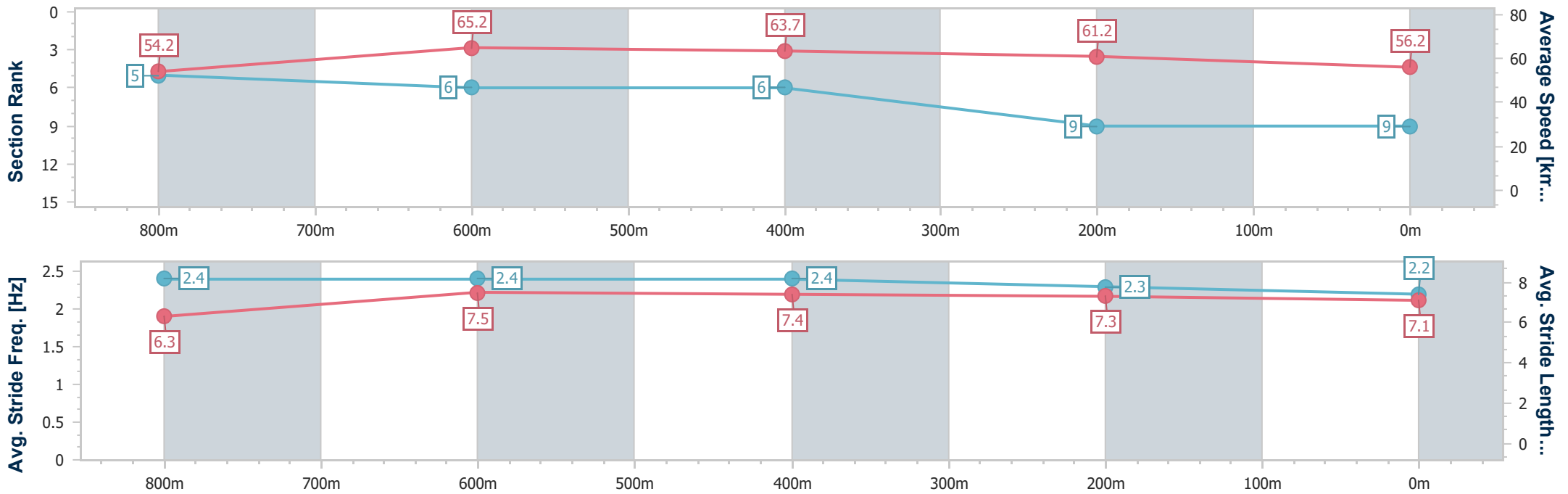
Race 1: BARRIER REEF POOLS Maiden Plate - 1000m



01 January 2025 - 13:14

Track Rating: Heavy 9, Weather: Fine, Rail Position: +4m Entire

Section	Overall	800m	600m	400m	200m
Section Times	1:00.70 [9] (0:13.34)	0:47.36 [5] (0:11.20)	0:36.16 [6] (0:11.60)	0:24.56 [6] (0:11.76)	0:12.80 [9] (0:12.80)
Average Speed [km/h]	54.2	65.2	63.7	61.2	56.2
Top Speed [km/h]	65.1	68.5	66.8	63.1	60.1
Avg. Dist. to Rail [m]	9.2	4.7	4.4	8.2	9.2
Avg. Stride Freq. [Hz]	2.4	2.4	2.4	2.3	2.2
Avg. Stride Length [m]	6.3	7.5	7.4	7.3	7.1



- [] Ranking at each section and finish
- .-.- No data available at this section
- NA No data available



Horse/Jockey Name	Sharalanda
Final Rank	10
Fastest Section Time (Section)	0:11.41 (800m)
Top Speed [km/h] (Section)	66.7 (600m)
Race State	Finished



Sunshine Coast QLD Professional

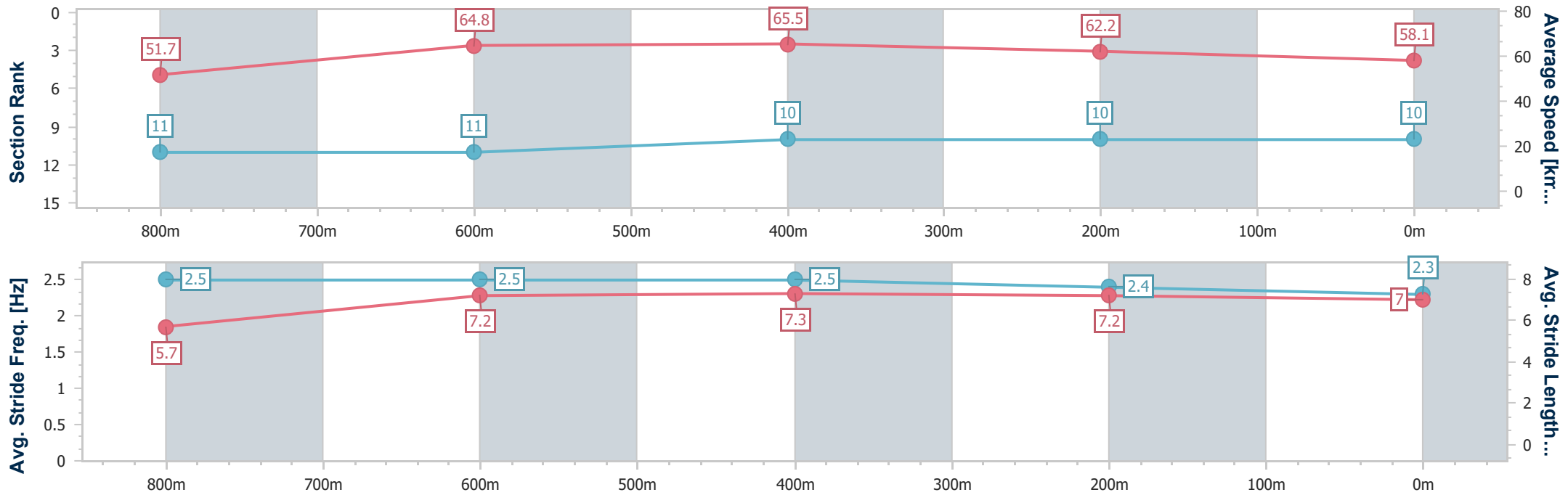
Race 1: BARRIER REEF POOLS Maiden Plate - 1000m



01 January 2025 - 13:14

Track Rating: Heavy 9, Weather: Fine, Rail Position: +4m Entire

Section	Overall	800m	600m	400m	200m
Section Times	1:00.78 [10] (0:13.98)	0:46.80 [11] (0:11.41)	0:35.39 [11] (0:11.42)	0:23.97 [10] (0:11.56)	0:12.41 [10] (0:12.41)
Average Speed [km/h]	51.7	64.8	65.5	62.2	58.1
Top Speed [km/h]	62.6	66.2	66.7	63.9	60.5
Avg. Dist. to Rail [m]	15.3	8.1	6.5	8.4	7.5
Avg. Stride Freq. [Hz]	2.5	2.5	2.5	2.4	2.3
Avg. Stride Length [m]	5.7	7.2	7.3	7.2	7.0



- [] Ranking at each section and finish
- .-.-.- No data available at this section
- NA No data available



Horse/Jockey Name	Daunting Instinct
Final Rank	11
Fastest Section Time (Section)	0:11.33 (800m)
Top Speed [km/h] (Section)	65.1 (800m)
Race State	Finished



Sunshine Coast QLD Professional

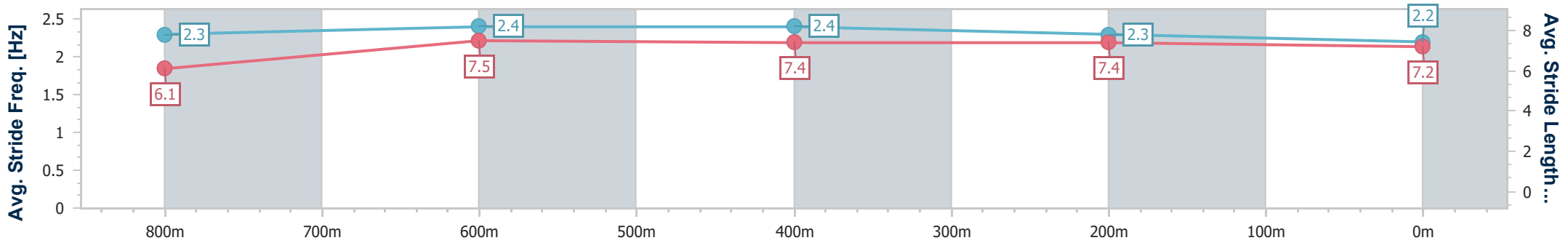
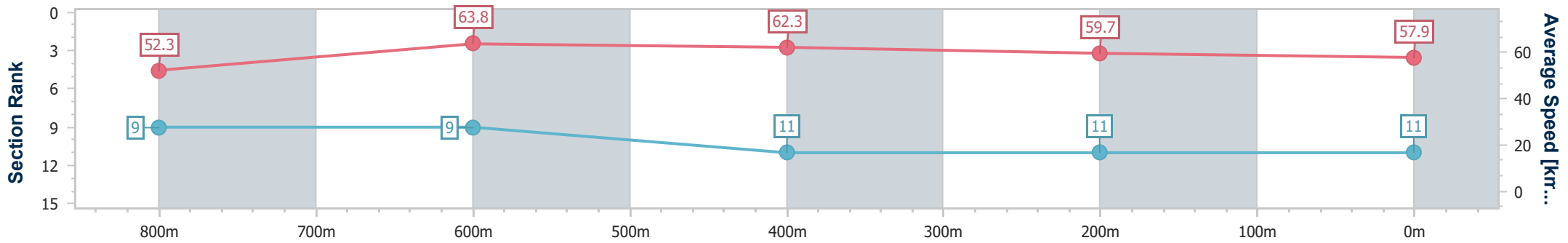
Race 1: BARRIER REEF POOLS Maiden Plate - 1000m



01 January 2025 - 13:14

Track Rating: Heavy 9, Weather: Fine, Rail Position: +4m Entire

Section	Overall	800m	600m	400m	200m
Section Times	1:01.45 [11] (0:13.81)	0:47.64 [9] (0:11.33)	0:36.31 [9] (0:11.83)	0:24.48 [11] (0:12.03)	0:12.45 [11] (0:12.45)
Average Speed [km/h]	52.3	63.8	62.3	59.7	57.9
Top Speed [km/h]	63.5	65.1	64.2	62.0	59.3
Avg. Dist. to Rail [m]	8.9	2.4	3.3	7.0	8.0
Avg. Stride Freq. [Hz]	2.3	2.4	2.4	2.3	2.2
Avg. Stride Length [m]	6.1	7.5	7.4	7.4	7.2



- [] Ranking at each section and finish
- .-.- No data available at this section
- NA No data available