



Sunshine Coast QLD Professional
Race 3: MARTIN COLLINS AUSTRALIA QTIS Three-Year-Old
BENCHMARK 65 Handicap - 1200m
01 January 2025 - 14:33



Track Rating: Heavy 8, Weather: Fine, Rail Position: +4m Entire

Section		Overall	1000m	800m	600m	400m	200m	Last 600m					
Field Times		1:12.32 (0:13.03)	0:59.29 (0:11.03)	0:48.26 (0:11.95)	0:36.31 (0:12.06)	0:24.25 (0:11.55)	0:12.70 (0:12.70)	0:36.31					
Rank	TAB Horse/Jockey	Barrier	Top Speed [km/h]	Fastest Section							Margin	Distance Travelled [m]	
1	3 TORO STRIKE Nikita Beriman	3	64.6 1000m	0:11.44 400m	1:12.32 [1] (0:13.36)	0:58.96 [5] (0:11.49)	0:47.47 [5] (0:11.90)	0:35.57 [5] (0:11.65)	0:23.92 [3] (0:11.44)	0:12.48 [3] (0:12.48)	1:12.32	0:35.57	
2	6 PRO FORMA Justin Huxtable	6	65.3 400m	0:11.12 400m	1:12.33 [2] (0:13.74)	0:58.59 [8] (0:11.66)	0:46.93 [8] (0:11.98)	0:34.95 [8] (0:11.87)	0:23.08 [8] (0:11.12)	0:11.96 [6] (0:11.96)	0.1L	0:34.95	-2
3	4 THAT'S INTERESTING Justin Stanley	8	67.4 1000m	0:11.03 1000m	1:12.41 [3] (0:13.03)	0:59.38 [1] (0:11.03)	0:48.35 [1] (0:11.95)	0:36.40 [1] (0:12.06)	0:24.34 [1] (0:11.69)	0:12.65 [2] (0:12.65)	0.5L	0:36.40	-5
4	2 TERRITORY ASH Tahlia Fenlon	1	65.5 1000m	0:11.36 1000m	1:12.49 [4] (0:13.25)	0:59.24 [4] (0:11.36)	0:47.88 [3] (0:11.75)	0:36.13 [2] (0:11.74)	0:24.39 [2] (0:11.52)	0:12.87 [1] (0:12.87)	0.8L	0:36.13	-3
5	8 ATTENTIVE Ryan Maloney	5	64.6 400m	0:11.54 400m	1:12.86 [5] (0:13.60)	0:59.26 [7] (0:11.71)	0:47.55 [7] (0:11.82)	0:35.73 [7] (0:11.59)	0:24.14 [6] (0:11.54)	0:12.60 [5] (0:12.60)	2.8L	0:35.73	-6
6	5 BETTER BE READY Angela Jones	2	65.2 1000m	0:11.45 1000m	1:12.96 [6] (0:13.24)	0:59.72 [3] (0:11.45)	0:48.27 [4] (0:11.97)	0:36.30 [4] (0:11.81)	0:24.49 [4] (0:11.73)	0:12.76 [4] (0:12.76)	3.3L	0:36.30	+1
7	9 PULPIT Luke Dempsey	7	65.6 Overall	0:11.64 1000m	1:13.04 [7] (0:13.39)	0:59.65 [6] (0:11.64)	0:48.01 [6] (0:12.01)	0:36.00 [6] (0:12.04)	0:23.96 [7] (0:11.79)	0:12.17 [8] (0:12.17)	3.6L	0:36.00	+1
8	10 STEP ALONG Luke Tarrant	4	66.6 1000m	0:11.45 1000m	1:13.87 [8] (0:13.12)	1:00.75 [2] (0:11.45)	0:49.30 [2] (0:11.95)	0:37.35 [3] (0:11.98)	0:25.37 [5] (0:12.02)	0:13.35 [7] (0:13.35)	8.4L	0:37.35	-5

Scratched: Indubitably (#1), What A Doozy (#7)

[] Ranking at each section and finish
 -:-:- No data available at this section
 NA No data available

SCN Saddle cloth number
 DNF Did not finish
 DNT Did not track



Horse/Jockey Name	Toro Strike
Final Rank	1
Fastest Section Time (Section)	0:11.44 (400m)
Top Speed [km/h] (Section)	64.6 (1000m)
Race State	Finished



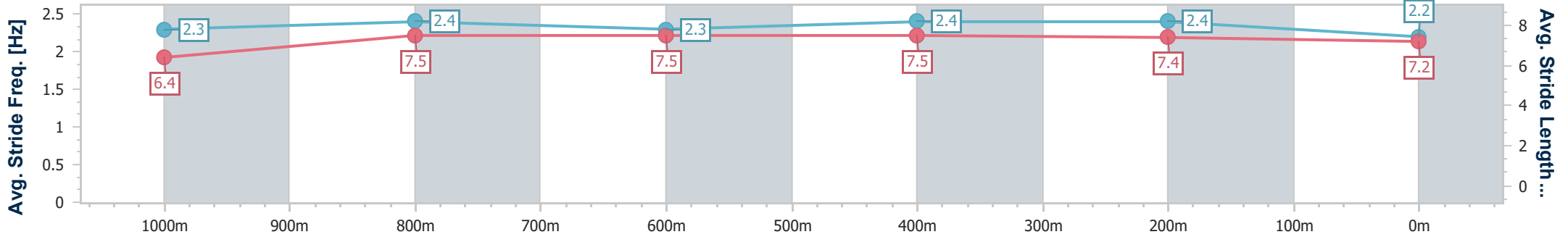
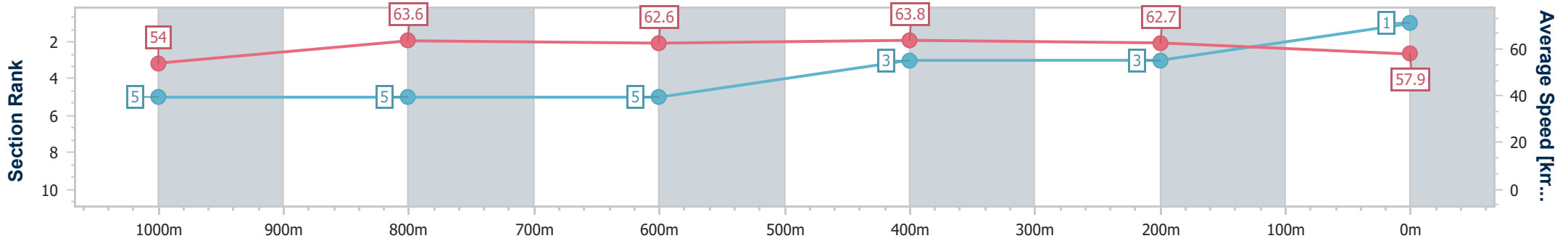
Sunshine Coast QLD Professional
 Race 3: MARTIN COLLINS AUSTRALIA QTIS Three-Year-Old
 BENCHMARK 65 Handicap - 1200m



01 January 2025 - 14:33

Track Rating: Heavy 8, Weather: Fine, Rail Position: +4m Entire

Section	Overall	1000m	800m	600m	400m	200m
Section Times	1:12.32 [1] (0:13.36)	0:58.96 [5] (0:11.49)	0:47.47 [5] (0:11.90)	0:35.57 [5] (0:11.65)	0:23.92 [3] (0:11.44)	0:12.48 [3] (0:12.48)
Average Speed [km/h]	54.0	63.6	62.6	63.8	62.7	57.9
Top Speed [km/h]	64.6	64.6	63.6	64.3	64.2	60.8
Avg. Dist. to Rail [m]	9.6	7.0	5.8	5.4	9.1	10.2
Avg. Stride Freq. [Hz]	2.3	2.4	2.3	2.4	2.4	2.2
Avg. Stride Length [m]	6.4	7.5	7.5	7.5	7.4	7.2



- [] Ranking at each section and finish
- .-.- No data available at this section
- NA No data available



Horse/Jockey Name	Pro Forma
Final Rank	2
Fastest Section Time (Section)	0:11.12 (400m)
Top Speed [km/h] (Section)	65.3 (400m)
Race State	Finished



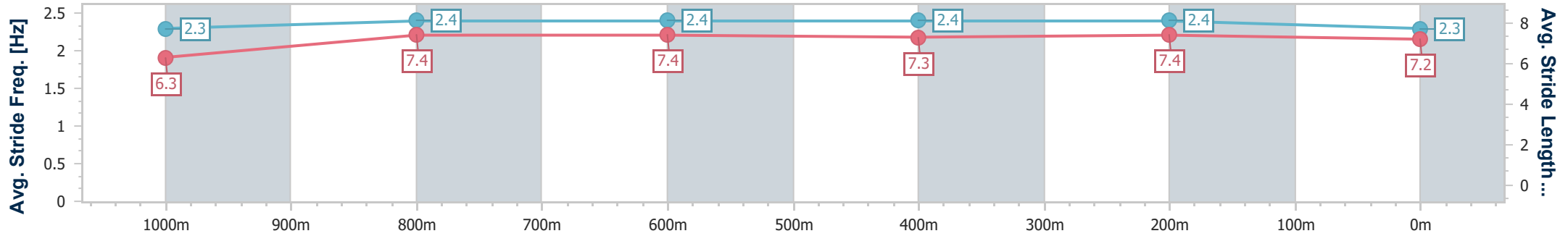
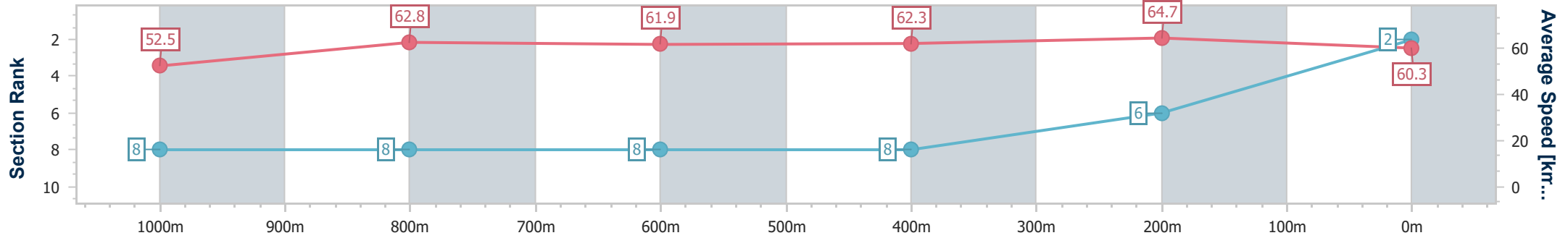
Sunshine Coast QLD Professional
 Race 3: MARTIN COLLINS AUSTRALIA QTIS Three-Year-Old
 BENCHMARK 65 Handicap - 1200m



01 January 2025 - 14:33

Track Rating: Heavy 8, Weather: Fine, Rail Position: +4m Entire

Section	Overall	1000m	800m	600m	400m	200m
Section Times	1:12.33 [2] (0:13.74)	0:58.59 [8] (0:11.66)	0:46.93 [8] (0:11.98)	0:34.95 [8] (0:11.87)	0:23.08 [8] (0:11.12)	0:11.96 [6] (0:11.96)
Average Speed [km/h]	52.5	62.8	61.9	62.3	64.7	60.3
Top Speed [km/h]	64.5	65.1	64.0	64.1	65.3	63.2
Avg. Dist. to Rail [m]	10.6	6.6	5.4	4.3	7.4	7.8
Avg. Stride Freq. [Hz]	2.3	2.4	2.4	2.4	2.4	2.3
Avg. Stride Length [m]	6.3	7.4	7.4	7.3	7.4	7.2



- [] Ranking at each section and finish
- .-.- No data available at this section
- NA No data available



Horse/Jockey Name	That's Interesting
Final Rank	3
Fastest Section Time (Section)	0:11.03 (1000m)
Top Speed [km/h] (Section)	67.4 (1000m)
Race State	Finished



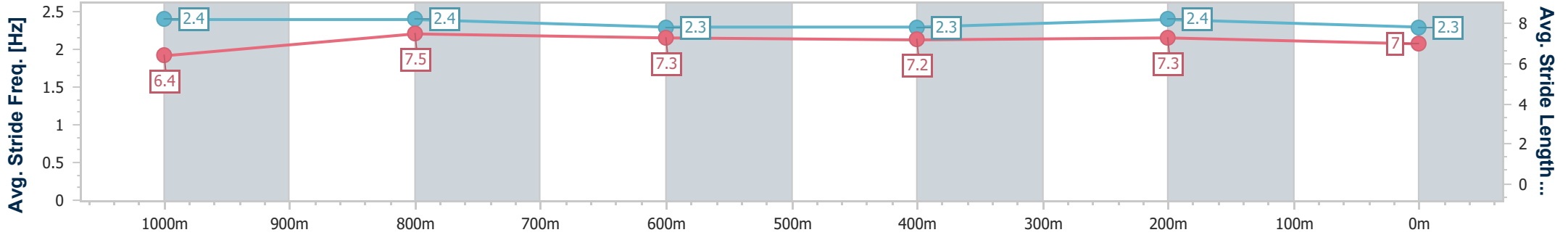
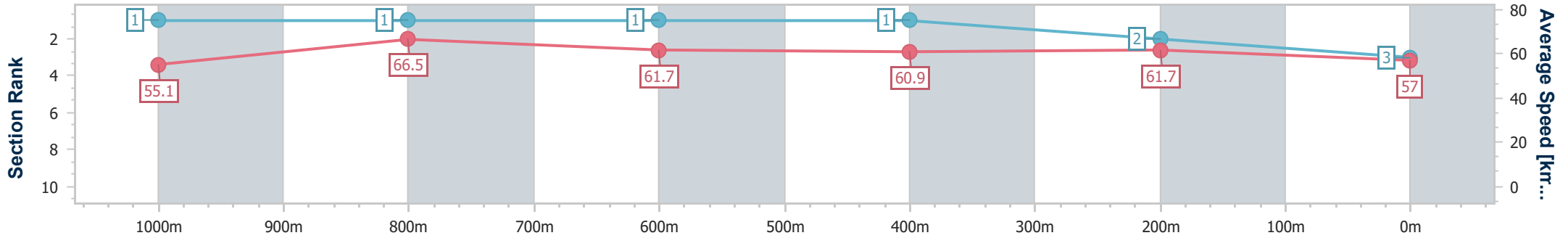
Sunshine Coast QLD Professional
 Race 3: MARTIN COLLINS AUSTRALIA QTIS Three-Year-Old
 BENCHMARK 65 Handicap - 1200m



01 January 2025 - 14:33

Track Rating: Heavy 8, Weather: Fine, Rail Position: +4m Entire

Section	Overall	1000m	800m	600m	400m	200m
Section Times	1:12.41 [3] (0:13.03)	0:59.38 [1] (0:11.03)	0:48.35 [1] (0:11.95)	0:36.40 [1] (0:12.06)	0:24.34 [1] (0:11.69)	0:12.65 [2] (0:12.65)
Average Speed [km/h]	55.1	66.5	61.7	60.9	61.7	57.0
Top Speed [km/h]	67.3	67.4	63.0	62.2	63.0	59.4
Avg. Dist. to Rail [m]	13.1	7.0	4.4	3.5	6.6	7.2
Avg. Stride Freq. [Hz]	2.4	2.4	2.3	2.3	2.4	2.3
Avg. Stride Length [m]	6.4	7.5	7.3	7.2	7.3	7.0



- [] Ranking at each section and finish
- .-.- No data available at this section
- NA No data available



Horse/Jockey Name	Territory Ash
Final Rank	4
Fastest Section Time (Section)	0:11.36 (1000m)
Top Speed [km/h] (Section)	65.5 (1000m)
Race State	Finished



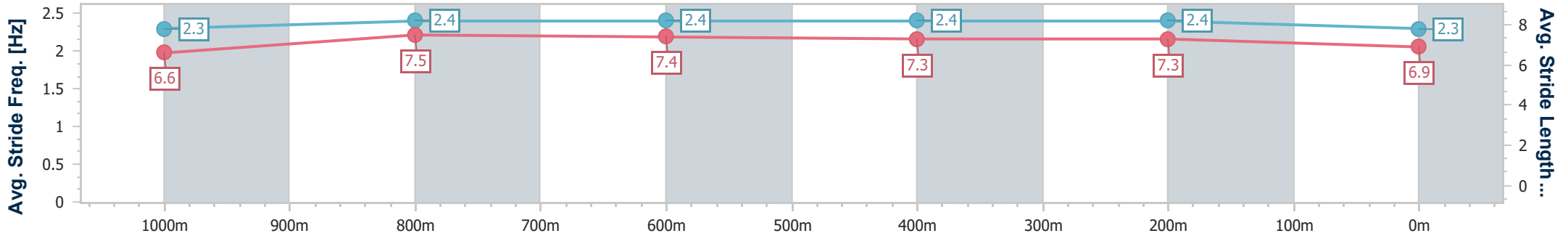
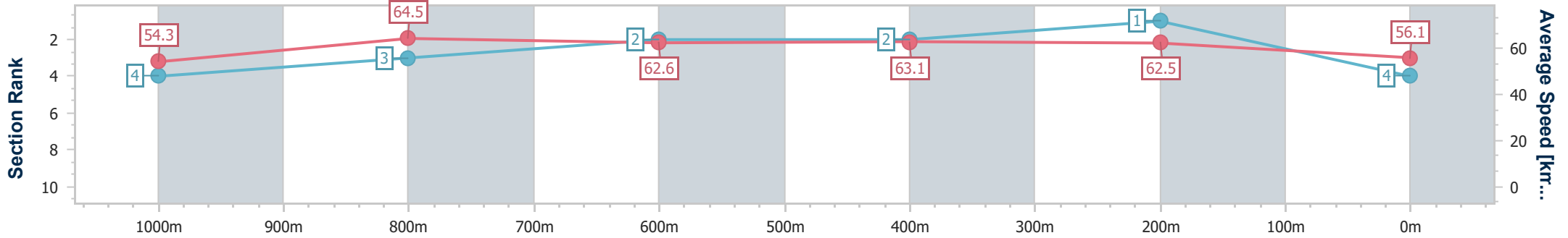
Sunshine Coast QLD Professional
 Race 3: MARTIN COLLINS AUSTRALIA QTIS Three-Year-Old
 BENCHMARK 65 Handicap - 1200m



01 January 2025 - 14:33

Track Rating: Heavy 8, Weather: Fine, Rail Position: +4m Entire

Section	Overall	1000m	800m	600m	400m	200m
Section Times	1:12.49 [4] (0:13.25)	0:59.24 [4] (0:11.36)	0:47.88 [3] (0:11.75)	0:36.13 [2] (0:11.74)	0:24.39 [2] (0:11.52)	0:12.87 [1] (0:12.87)
Average Speed [km/h]	54.3	64.5	62.6	63.1	62.5	56.1
Top Speed [km/h]	64.9	65.5	64.3	64.1	64.1	59.6
Avg. Dist. to Rail [m]	7.6	6.0	4.3	4.7	7.8	8.3
Avg. Stride Freq. [Hz]	2.3	2.4	2.4	2.4	2.4	2.3
Avg. Stride Length [m]	6.6	7.5	7.4	7.3	7.3	6.9



- [] Ranking at each section and finish
- .-.- No data available at this section
- NA No data available



Horse/Jockey Name	Attentive
Final Rank	5
Fastest Section Time (Section)	0:11.54 (400m)
Top Speed [km/h] (Section)	64.6 (400m)
Race State	Finished



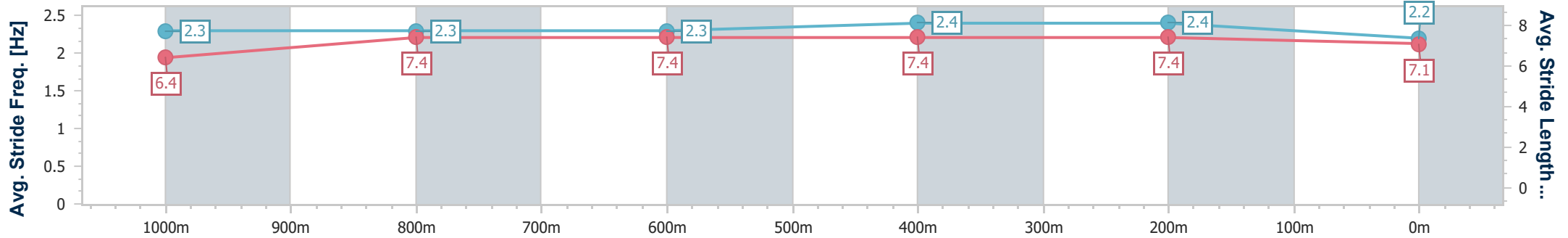
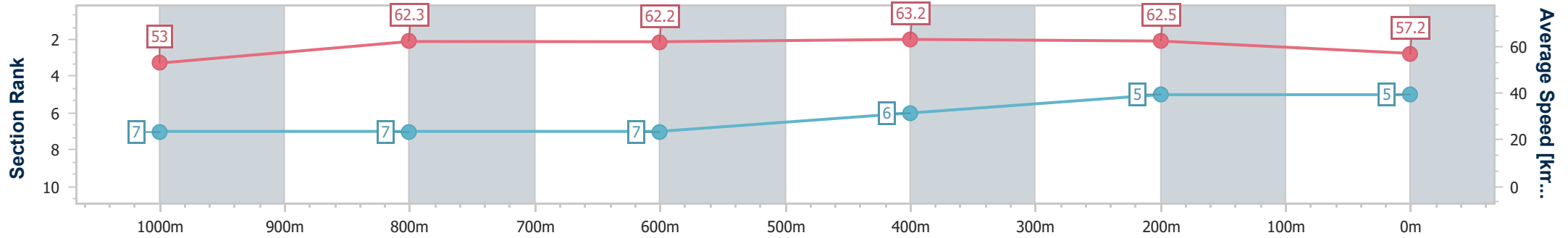
Sunshine Coast QLD Professional
 Race 3: MARTIN COLLINS AUSTRALIA QTIS Three-Year-Old
 BENCHMARK 65 Handicap - 1200m



01 January 2025 - 14:33

Track Rating: Heavy 8, Weather: Fine, Rail Position: +4m Entire

Section	Overall	1000m	800m	600m	400m	200m
Section Times	1:12.86 [5] (0:13.60)	0:59.26 [7] (0:11.71)	0:47.55 [7] (0:11.82)	0:35.73 [7] (0:11.59)	0:24.14 [6] (0:11.54)	0:12.60 [5] (0:12.60)
Average Speed [km/h]	53.0	62.3	62.2	63.2	62.5	57.2
Top Speed [km/h]	64.3	63.6	63.3	64.4	64.6	60.2
Avg. Dist. to Rail [m]	9.2	6.1	3.8	2.9	8.2	9.1
Avg. Stride Freq. [Hz]	2.3	2.3	2.3	2.4	2.4	2.2
Avg. Stride Length [m]	6.4	7.4	7.4	7.4	7.4	7.1



- [] Ranking at each section and finish
- .-.- No data available at this section
- NA No data available



Horse/Jockey Name	Better Be Ready
Final Rank	6
Fastest Section Time (Section)	0:11.45 (1000m)
Top Speed [km/h] (Section)	65.2 (1000m)
Race State	Finished



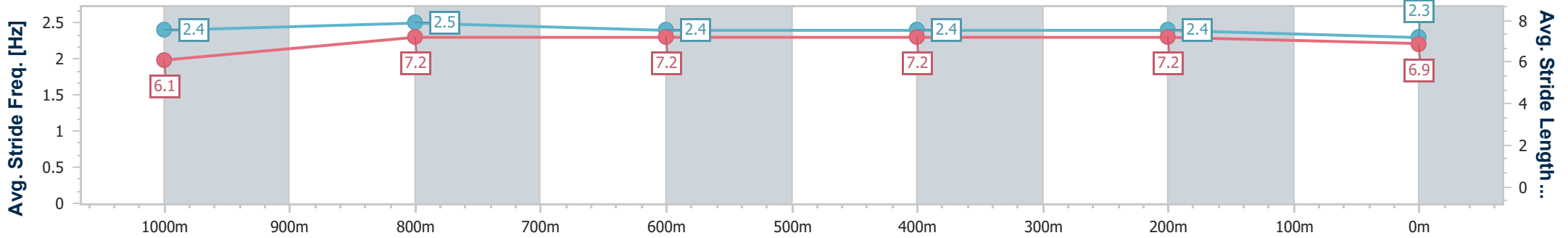
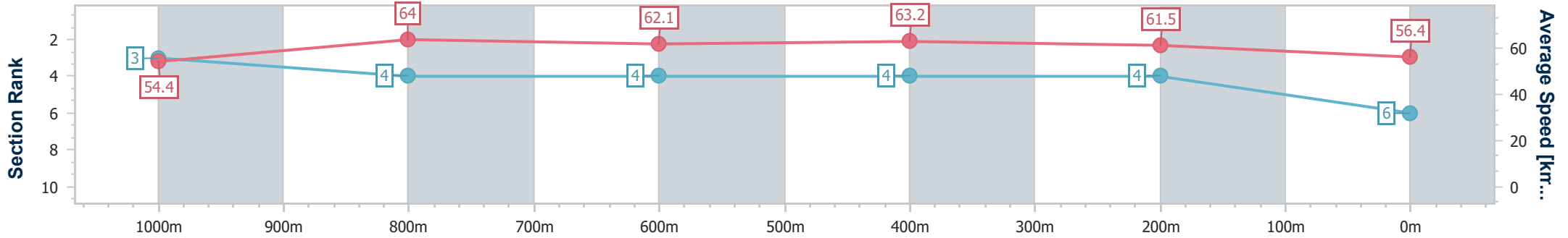
Sunshine Coast QLD Professional
 Race 3: MARTIN COLLINS AUSTRALIA QTIS Three-Year-Old
 BENCHMARK 65 Handicap - 1200m



01 January 2025 - 14:33

Track Rating: Heavy 8, Weather: Fine, Rail Position: +4m Entire

Section	Overall	1000m	800m	600m	400m	200m
Section Times	1:12.96 [6] (0:13.24)	0:59.72 [3] (0:11.45)	0:48.27 [4] (0:11.97)	0:36.30 [4] (0:11.81)	0:24.49 [4] (0:11.73)	0:12.76 [4] (0:12.76)
Average Speed [km/h]	54.4	64.0	62.1	63.2	61.5	56.4
Top Speed [km/h]	64.1	65.2	63.8	64.3	62.9	59.3
Avg. Dist. to Rail [m]	8.3	7.0	5.8	6.3	9.8	8.9
Avg. Stride Freq. [Hz]	2.4	2.5	2.4	2.4	2.4	2.3
Avg. Stride Length [m]	6.1	7.2	7.2	7.2	7.2	6.9



- [] Ranking at each section and finish
- .-.- No data available at this section
- NA No data available



Horse/Jockey Name	Pulpit
Final Rank	7
Fastest Section Time (Section)	0:11.64 (1000m)
Top Speed [km/h] (Section)	65.6 (Overall)
Race State	Finished



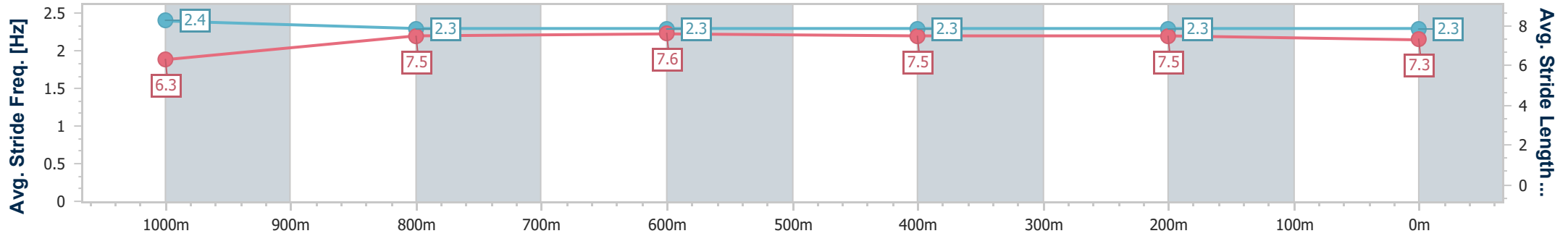
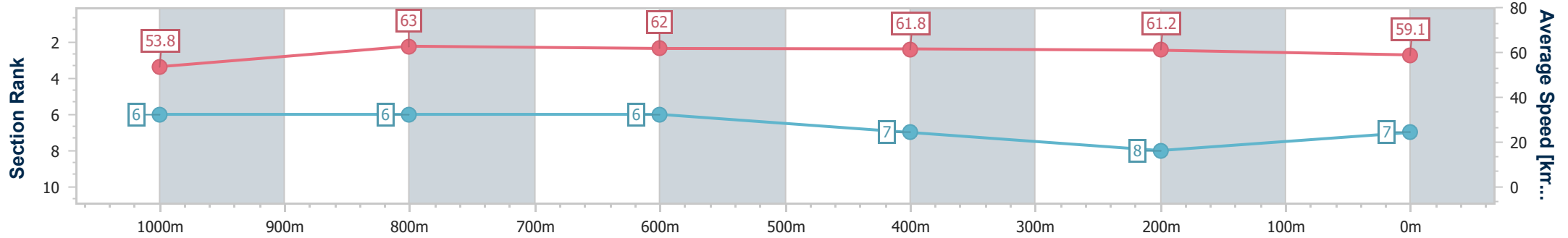
Sunshine Coast QLD Professional
 Race 3: MARTIN COLLINS AUSTRALIA QTIS Three-Year-Old
 BENCHMARK 65 Handicap - 1200m



01 January 2025 - 14:33

Track Rating: Heavy 8, Weather: Fine, Rail Position: +4m Entire

Section	Overall	1000m	800m	600m	400m	200m
Section Times	1:13.04 [7] (0:13.39)	0:59.65 [6] (0:11.64)	0:48.01 [6] (0:12.01)	0:36.00 [6] (0:12.04)	0:23.96 [7] (0:11.79)	0:12.17 [8] (0:12.17)
Average Speed [km/h]	53.8	63.0	62.0	61.8	61.2	59.1
Top Speed [km/h]	65.6	65.2	62.7	62.8	62.1	61.2
Avg. Dist. to Rail [m]	12.0	8.3	5.9	5.4	9.6	10.4
Avg. Stride Freq. [Hz]	2.4	2.3	2.3	2.3	2.3	2.3
Avg. Stride Length [m]	6.3	7.5	7.6	7.5	7.5	7.3



- [] Ranking at each section and finish
- .-.- No data available at this section
- NA No data available



Horse/Jockey Name	Step Along
Final Rank	8
Fastest Section Time (Section)	0:11.45 (1000m)
Top Speed [km/h] (Section)	66.6 (1000m)
Race State	Finished



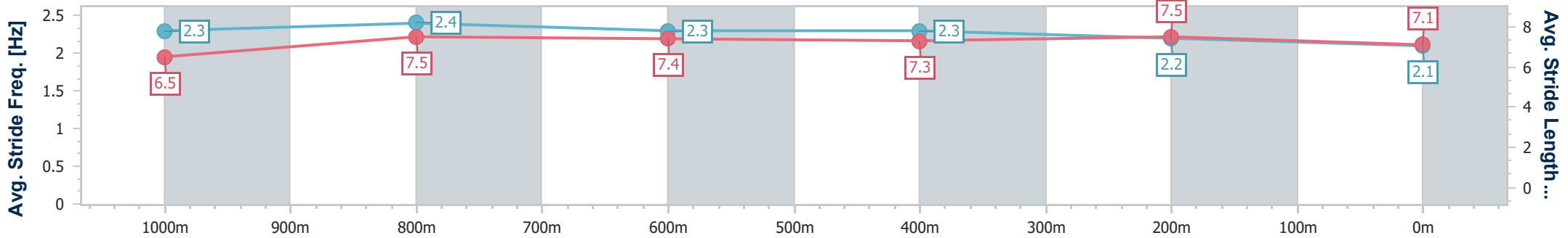
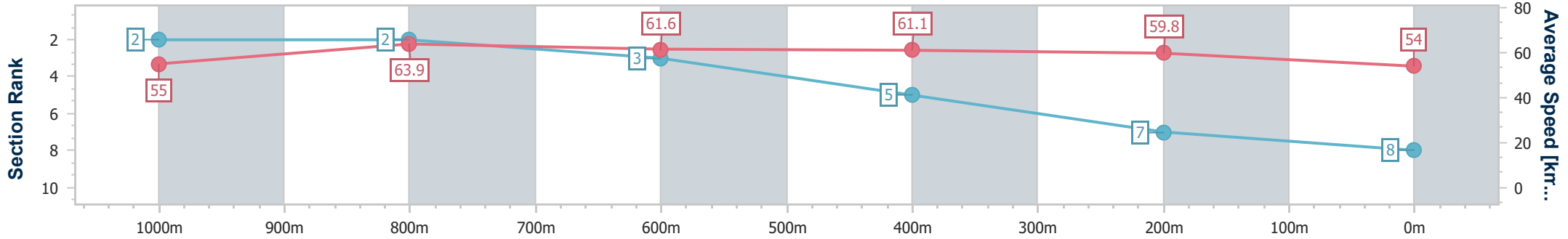
Sunshine Coast QLD Professional
 Race 3: MARTIN COLLINS AUSTRALIA QTIS Three-Year-Old
 BENCHMARK 65 Handicap - 1200m



01 January 2025 - 14:33

Track Rating: Heavy 8, Weather: Fine, Rail Position: +4m Entire

Section	Overall	1000m	800m	600m	400m	200m
Section Times	1:13.87 [8] (0:13.12)	1:00.75 [2] (0:11.45)	0:49.30 [2] (0:11.95)	0:37.35 [3] (0:11.98)	0:25.37 [5] (0:12.02)	0:13.35 [7] (0:13.35)
Average Speed [km/h]	55.0	63.9	61.6	61.1	59.8	54.0
Top Speed [km/h]	64.8	66.6	62.2	61.6	61.4	56.9
Avg. Dist. to Rail [m]	10.2	6.8	4.3	2.2	6.4	7.2
Avg. Stride Freq. [Hz]	2.3	2.4	2.3	2.3	2.2	2.1
Avg. Stride Length [m]	6.5	7.5	7.4	7.3	7.5	7.1



- [] Ranking at each section and finish
- .-.- No data available at this section
- NA No data available