



Sunshine Coast QLD Professional
Race 6: KEVLACAT POWER BOATS AUSTRALIA Class 3 Handicap - 1200m
01 January 2025 - 16:32



Track Rating: Soft 7, Weather: Fine, Rail Position: +4m Entire

Section		Overall	1000m	800m	600m	400m	200m	Last 600m					
Field Times		1:13.36 (0:13.71)	0:59.65 (0:11.91)	0:47.74 (0:12.26)	0:35.48 (0:12.20)	0:23.28 (0:11.38)	0:11.90 (0:11.90)	0:35.48					
Rank	TAB Horse/Jockey	Barrier	Top Speed [km/h]	Fastest Section	Margin							Distance Travelled [m]	
1	3 PIVOTAL LAD Angela Jones	8	65.3 400m	0:11.25 400m	1:13.36 [1] (0:14.18)	0:59.18 [8] (0:12.09)	0:47.09 [8] (0:12.04)	0:35.05 [5] (0:12.05)	0:23.00 [5] (0:11.25)	0:11.75 [5] (0:11.75)	1:13.36	0:35.05	
2	15 WORTHY ESSGEE Mark Du Plessis	7	66.4 400m	0:11.01 400m	1:13.38 [2] (0:14.11)	0:59.27 [7] (0:12.09)	0:47.18 [6] (0:12.27)	0:34.91 [7] (0:12.11)	0:22.80 [7] (0:11.01)	0:11.79 [4] (0:11.79)	0.1L	0:34.91	-3
3	13 CATTRALL Bailey Wheeler	2	65.4 400m	0:11.16 400m	1:13.47 [3] (0:13.88)	0:59.59 [5] (0:12.26)	0:47.33 [5] (0:12.24)	0:35.09 [6] (0:12.13)	0:22.96 [6] (0:11.16)	0:11.80 [7] (0:11.80)	0.5L	0:35.09	+0
4	2 FAIRWAY CHOICE Kyle Wilson-Taylor	5	65.3 400m	0:11.33 400m	1:13.54 [4] (0:13.88)	0:59.66 [4] (0:11.99)	0:47.67 [4] (0:12.34)	0:35.33 [4] (0:12.04)	0:23.29 [3] (0:11.33)	0:11.96 [3] (0:11.96)	0.7L	0:35.33	-4
5	11 INDUBITABLY Damien Thornton	6	64.1 1000m	0:11.38 400m	1:13.64 [5] (0:13.80)	0:59.84 [3] (0:11.83)	0:48.01 [2] (0:12.25)	0:35.76 [1] (0:12.20)	0:23.56 [1] (0:11.38)	0:12.18 [1] (0:12.18)	1.2L	0:35.76	-5
6	8 UNDER THE PALAIS Tahlia Fenlon	1	66.7 400m	0:11.21 400m	1:13.64 [6] (0:14.00)	0:59.64 [6] (0:12.22)	0:47.42 [7] (0:12.33)	0:35.09 [8] (0:12.06)	0:23.03 [8] (0:11.21)	0:11.82 [8] (0:11.82)	1.3L	0:35.09	-8
7	12 NETTLES Ron Stewart	3	64.4 400m	0:11.32 400m	1:13.66 [7] (0:13.73)	0:59.93 [2] (0:12.13)	0:47.80 [3] (0:12.25)	0:35.55 [3] (0:12.23)	0:23.32 [4] (0:11.32)	0:12.00 [6] (0:12.00)	1.4L	0:35.55	-4
8	4 MOUNT ZION Rikki Jamieson	4	63.9 400m	0:11.44 400m	1:13.77 [8] (0:13.71)	1:00.06 [1] (0:11.91)	0:48.15 [1] (0:12.30)	0:35.85 [2] (0:12.21)	0:23.64 [2] (0:11.44)	0:12.20 [2] (0:12.20)	1.9L	0:35.85	-7

Scratched: Grandeur Rose (#17), Dealing's Done (#9), Karaoke Al (#14), Bernice's Spirit (#18), Tornado Rouge (#5), Cressbrook (#6), Pink Cashmere (#10), New Hampshire (#7), Amigo (#1), Glass Of Rose (



Horse/Jockey Name	Pivotal Lad
Final Rank	1
Fastest Section Time (Section)	0:11.25 (400m)
Top Speed [km/h] (Section)	65.3 (400m)
Race State	Finished



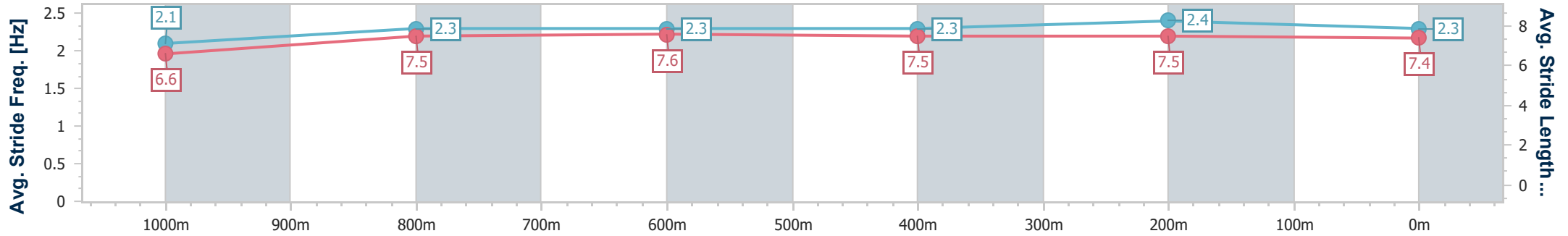
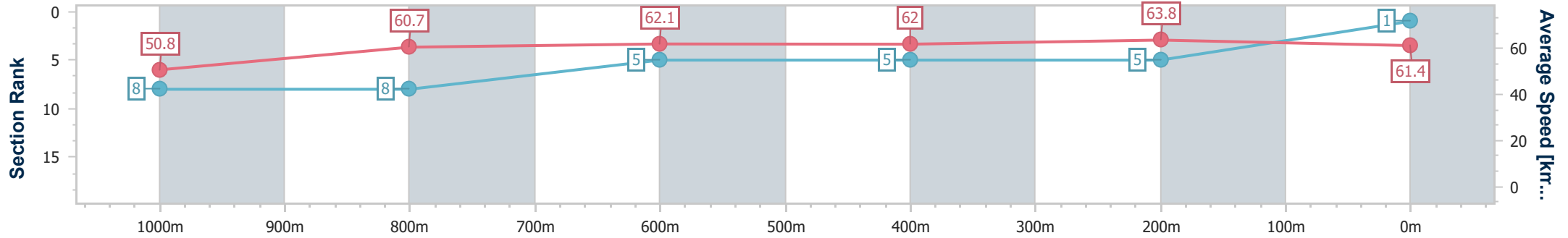
Sunshine Coast QLD Professional
 Race 6: KEVLACAT POWER BOATS AUSTRALIA Class 3
 Handicap - 1200m



01 January 2025 - 16:32

Track Rating: Soft 7, Weather: Fine, Rail Position: +4m Entire

Section	Overall	1000m	800m	600m	400m	200m
Section Times	1:13.36 [1] (0:14.18)	0:59.18 [8] (0:12.09)	0:47.09 [8] (0:12.04)	0:35.05 [5] (0:12.05)	0:23.00 [5] (0:11.25)	0:11.75 [5] (0:11.75)
Average Speed [km/h]	50.8	60.7	62.1	62.0	63.8	61.4
Top Speed [km/h]	60.2	61.7	63.0	62.5	65.3	64.1
Avg. Dist. to Rail [m]	12.0	7.7	6.6	6.2	8.3	10.2
Avg. Stride Freq. [Hz]	2.1	2.3	2.3	2.3	2.4	2.3
Avg. Stride Length [m]	6.6	7.5	7.6	7.5	7.5	7.4



- [] Ranking at each section and finish
- .-.- No data available at this section
- NA No data available



Horse/Jockey Name	Worthy Essgee
Final Rank	2
Fastest Section Time (Section)	0:11.01 (400m)
Top Speed [km/h] (Section)	66.4 (400m)
Race State	Finished



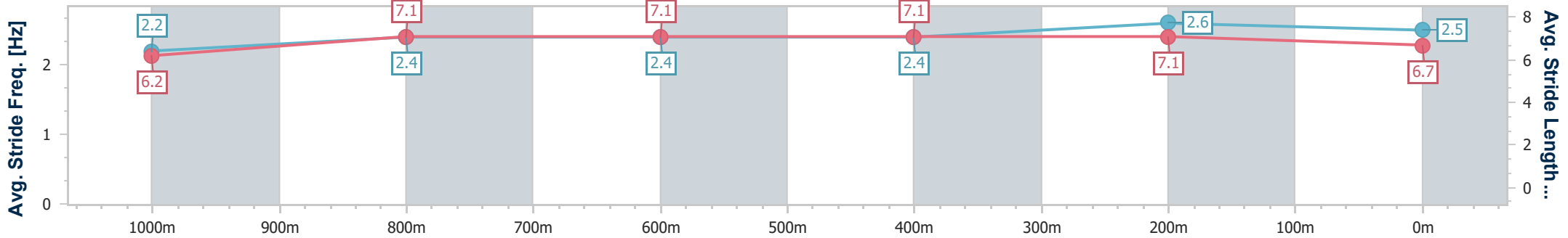
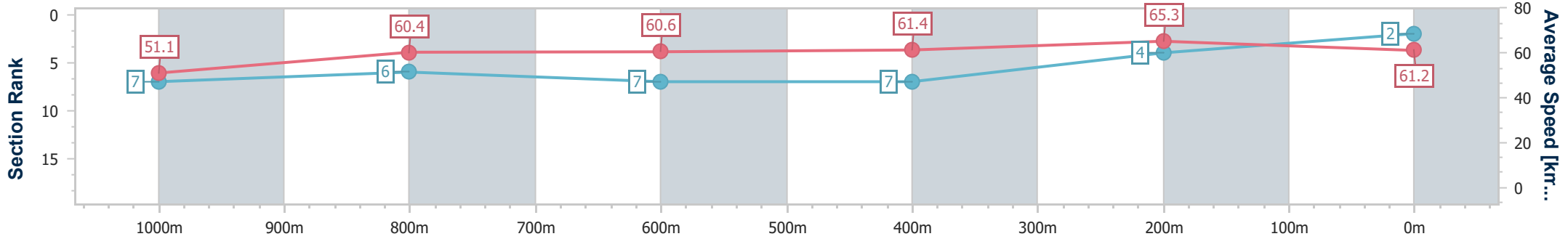
Sunshine Coast QLD Professional
 Race 6: KEVLACAT POWER BOATS AUSTRALIA Class 3
 Handicap - 1200m



01 January 2025 - 16:32

Track Rating: Soft 7, Weather: Fine, Rail Position: +4m Entire

Section	Overall	1000m	800m	600m	400m	200m
Section Times	1:13.38 [2] (0:14.11)	0:59.27 [7] (0:12.09)	0:47.18 [6] (0:12.27)	0:34.91 [7] (0:12.11)	0:22.80 [7] (0:11.01)	0:11.79 [4] (0:11.79)
Average Speed [km/h]	51.1	60.4	60.6	61.4	65.3	61.2
Top Speed [km/h]	59.8	61.4	62.2	62.8	66.4	65.0
Avg. Dist. to Rail [m]	10.9	6.0	5.4	5.8	8.1	10.6
Avg. Stride Freq. [Hz]	2.2	2.4	2.4	2.4	2.6	2.5
Avg. Stride Length [m]	6.2	7.1	7.1	7.1	7.1	6.7



- [] Ranking at each section and finish
- .-.- No data available at this section
- NA No data available



Horse/Jockey Name	Catrall
Final Rank	3
Fastest Section Time (Section)	0:11.16 (400m)
Top Speed [km/h] (Section)	65.4 (400m)
Race State	Finished



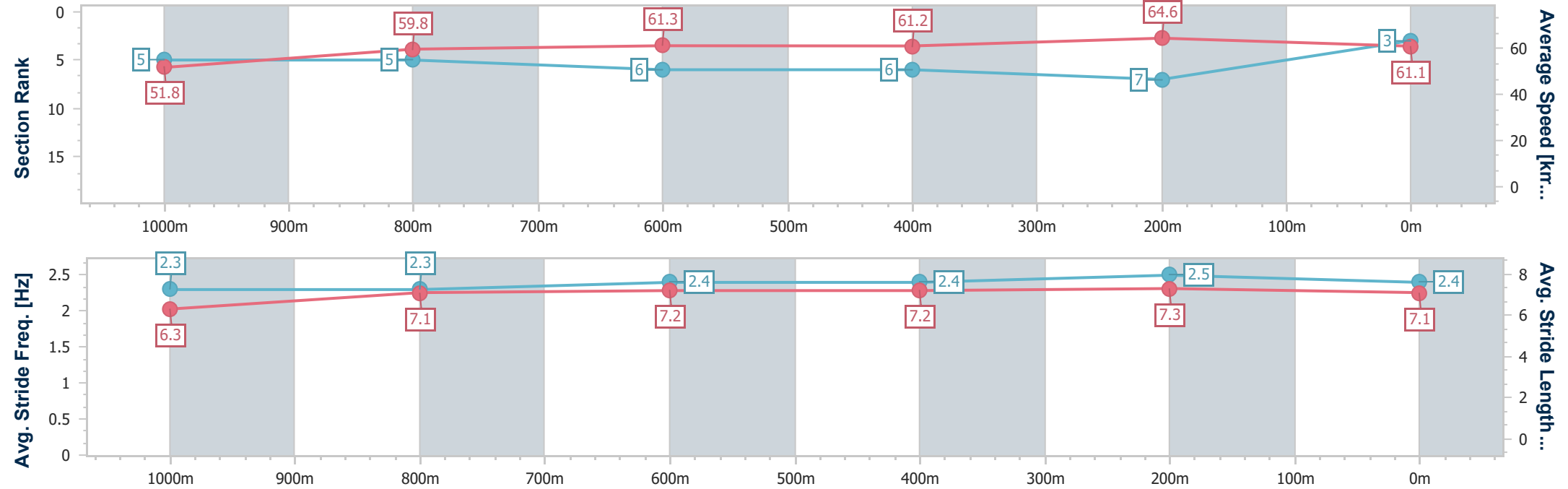
Sunshine Coast QLD Professional
 Race 6: KEVLACAT POWER BOATS AUSTRALIA Class 3
 Handicap - 1200m



01 January 2025 - 16:32

Track Rating: Soft 7, Weather: Fine, Rail Position: +4m Entire

Section	Overall	1000m	800m	600m	400m	200m
Section Times	1:13.47 [3] (0:13.88)	0:59.59 [5] (0:12.26)	0:47.33 [5] (0:12.24)	0:35.09 [6] (0:12.13)	0:22.96 [6] (0:11.16)	0:11.80 [7] (0:11.80)
Average Speed [km/h]	51.8	59.8	61.3	61.2	64.6	61.1
Top Speed [km/h]	60.9	60.9	62.6	63.2	65.4	64.8
Avg. Dist. to Rail [m]	8.5	7.7	6.9	5.2	6.4	7.4
Avg. Stride Freq. [Hz]	2.3	2.3	2.4	2.4	2.5	2.4
Avg. Stride Length [m]	6.3	7.1	7.2	7.2	7.3	7.1



- [] Ranking at each section and finish
- .-.- No data available at this section
- NA No data available



Horse/Jockey Name	Fairway Choice
Final Rank	4
Fastest Section Time (Section)	0:11.33 (400m)
Top Speed [km/h] (Section)	65.3 (400m)
Race State	Finished



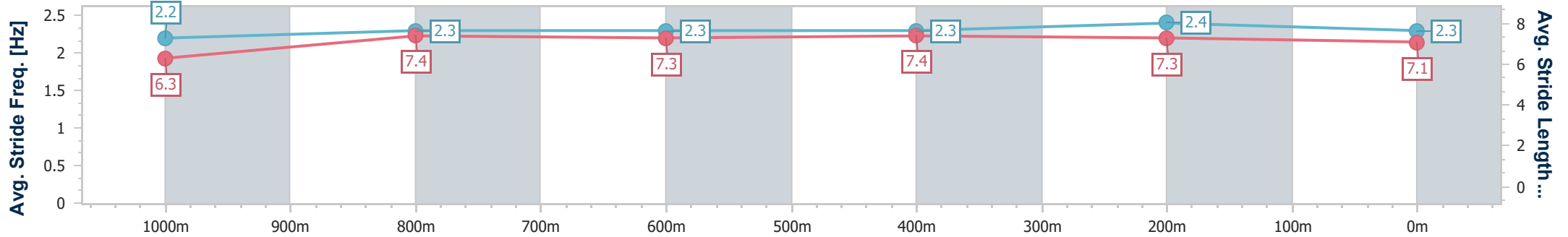
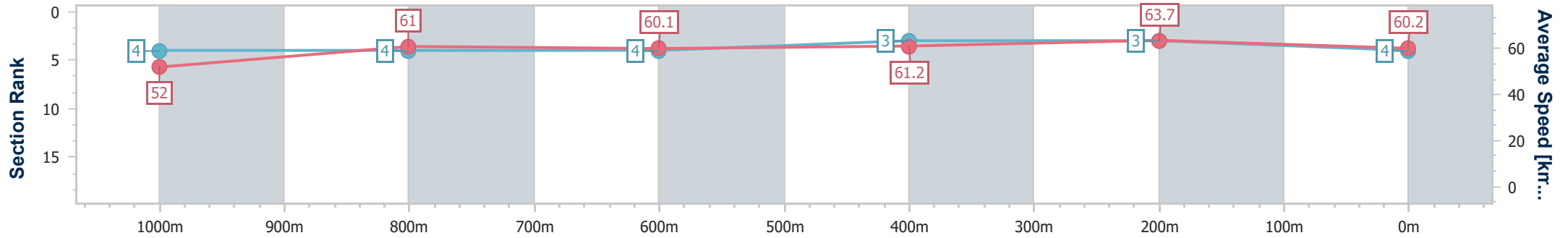
Sunshine Coast QLD Professional
 Race 6: KEVLACAT POWER BOATS AUSTRALIA Class 3
 Handicap - 1200m



01 January 2025 - 16:32

Track Rating: Soft 7, Weather: Fine, Rail Position: +4m Entire

Section	Overall	1000m	800m	600m	400m	200m
Section Times	1:13.54 [4] (0:13.88)	0:59.66 [4] (0:11.99)	0:47.67 [4] (0:12.34)	0:35.33 [4] (0:12.04)	0:23.29 [3] (0:11.33)	0:11.96 [3] (0:11.96)
Average Speed [km/h]	52.0	61.0	60.1	61.2	63.7	60.2
Top Speed [km/h]	60.9	61.9	60.9	62.2	65.3	63.5
Avg. Dist. to Rail [m]	11.1	7.4	5.5	3.5	5.9	9.0
Avg. Stride Freq. [Hz]	2.2	2.3	2.3	2.3	2.4	2.3
Avg. Stride Length [m]	6.3	7.4	7.3	7.4	7.3	7.1



- [] Ranking at each section and finish
- .-.- No data available at this section
- NA No data available



Horse/Jockey Name	Indubitably
Final Rank	5
Fastest Section Time (Section)	0:11.38 (400m)
Top Speed [km/h] (Section)	64.1 (1000m)
Race State	Finished



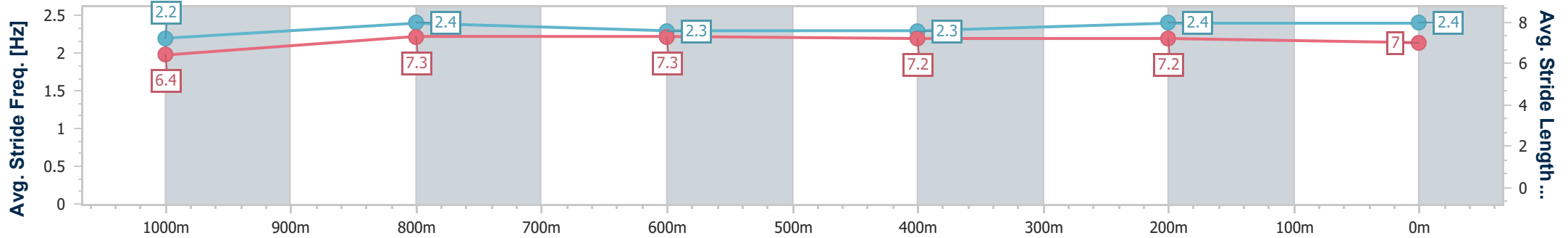
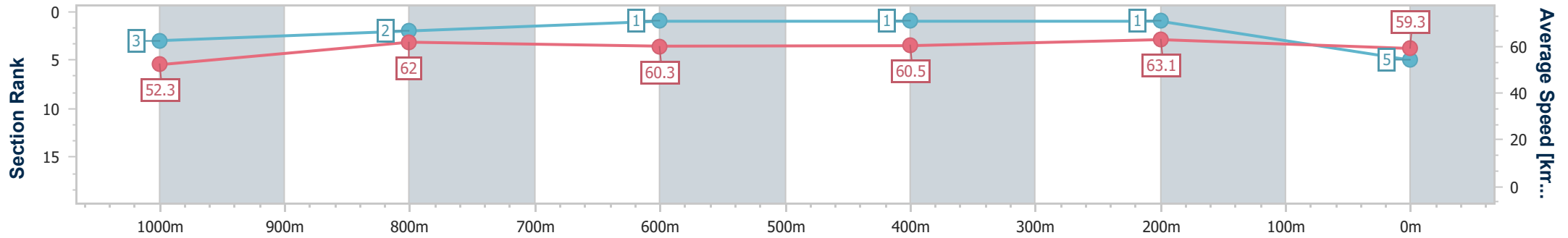
Sunshine Coast QLD Professional
 Race 6: KEVLACAT POWER BOATS AUSTRALIA Class 3
 Handicap - 1200m



01 January 2025 - 16:32

Track Rating: Soft 7, Weather: Fine, Rail Position: +4m Entire

Section	Overall	1000m	800m	600m	400m	200m
Section Times	1:13.64 [5] (0:13.80)	0:59.84 [3] (0:11.83)	0:48.01 [2] (0:12.25)	0:35.76 [1] (0:12.20)	0:23.56 [1] (0:11.38)	0:12.18 [1] (0:12.18)
Average Speed [km/h]	52.3	62.0	60.3	60.5	63.1	59.3
Top Speed [km/h]	60.9	64.1	61.3	61.5	64.0	61.9
Avg. Dist. to Rail [m]	12.5	8.9	4.8	3.7	7.0	8.2
Avg. Stride Freq. [Hz]	2.2	2.4	2.3	2.3	2.4	2.4
Avg. Stride Length [m]	6.4	7.3	7.3	7.2	7.2	7.0



- [] Ranking at each section and finish
- .-.- No data available at this section
- NA No data available



Horse/Jockey Name	Under The Palais
Final Rank	6
Fastest Section Time (Section)	0:11.21 (400m)
Top Speed [km/h] (Section)	66.7 (400m)
Race State	Finished



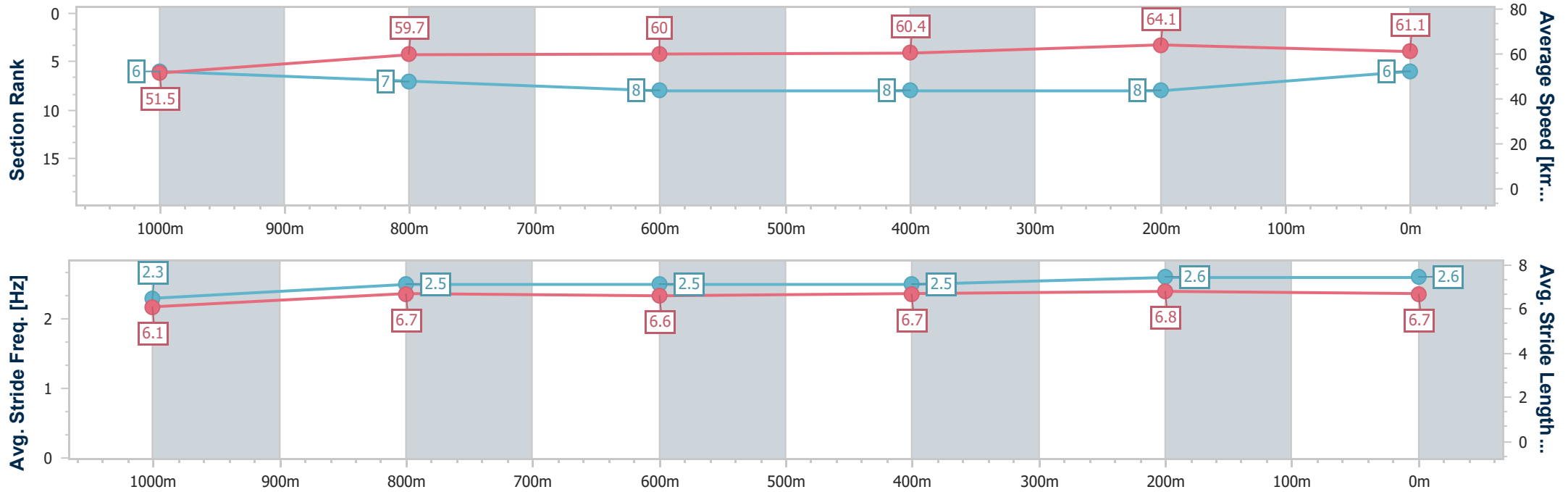
Sunshine Coast QLD Professional
 Race 6: KEVLACAT POWER BOATS AUSTRALIA Class 3
 Handicap - 1200m



01 January 2025 - 16:32

Track Rating: Soft 7, Weather: Fine, Rail Position: +4m Entire

Section	Overall	1000m	800m	600m	400m	200m
Section Times	1:13.64 [6] (0:14.00)	0:59.64 [6] (0:12.22)	0:47.42 [7] (0:12.33)	0:35.09 [8] (0:12.06)	0:23.03 [8] (0:11.21)	0:11.82 [8] (0:11.82)
Average Speed [km/h]	51.5	59.7	60.0	60.4	64.1	61.1
Top Speed [km/h]	59.4	60.4	61.0	62.1	66.7	62.9
Avg. Dist. to Rail [m]	7.0	5.2	4.5	2.0	2.9	6.0
Avg. Stride Freq. [Hz]	2.3	2.5	2.5	2.5	2.6	2.6
Avg. Stride Length [m]	6.1	6.7	6.6	6.7	6.8	6.7



- [] Ranking at each section and finish
- .-.- No data available at this section
- NA No data available



Horse/Jockey Name	Nettles
Final Rank	7
Fastest Section Time (Section)	0:11.32 (400m)
Top Speed [km/h] (Section)	64.4 (400m)
Race State	Finished



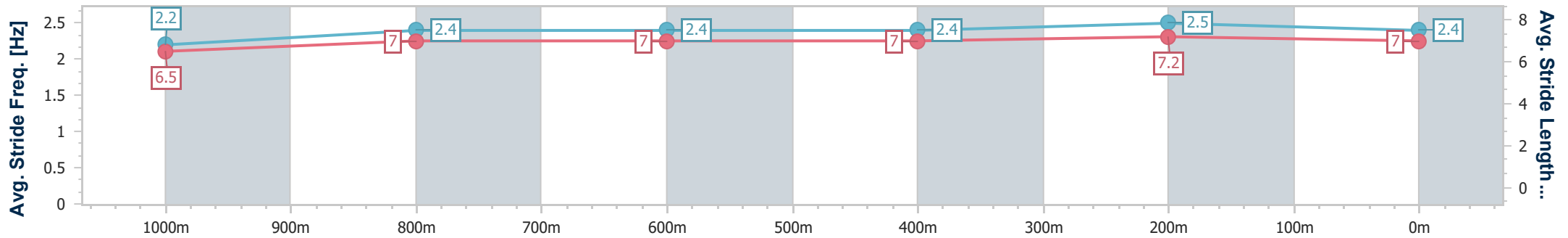
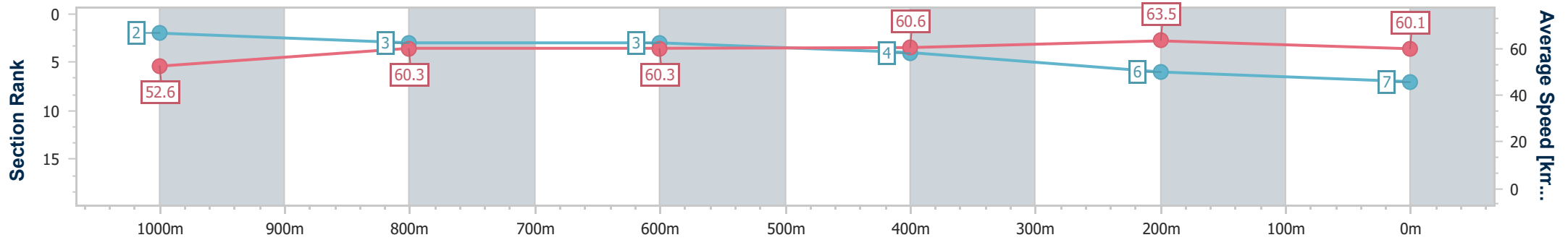
Sunshine Coast QLD Professional
Race 6: KEVLACAT POWER BOATS AUSTRALIA Class 3
Handicap - 1200m



01 January 2025 - 16:32

Track Rating: Soft 7, Weather: Fine, Rail Position: +4m Entire

Section	Overall	1000m	800m	600m	400m	200m
Section Times	1:13.66 [7] (0:13.73)	0:59.93 [2] (0:12.13)	0:47.80 [3] (0:12.25)	0:35.55 [3] (0:12.23)	0:23.32 [4] (0:11.32)	0:12.00 [6] (0:12.00)
Average Speed [km/h]	52.6	60.3	60.3	60.6	63.5	60.1
Top Speed [km/h]	59.4	61.0	61.6	62.2	64.4	64.0
Avg. Dist. to Rail [m]	9.2	6.1	5.1	4.4	7.1	6.7
Avg. Stride Freq. [Hz]	2.2	2.4	2.4	2.4	2.5	2.4
Avg. Stride Length [m]	6.5	7.0	7.0	7.0	7.2	7.0



- [] Ranking at each section and finish
- .-.- No data available at this section
- NA No data available



Horse/Jockey Name	Mount Zion
Final Rank	8
Fastest Section Time (Section)	0:11.44 (400m)
Top Speed [km/h] (Section)	63.9 (400m)
Race State	Finished



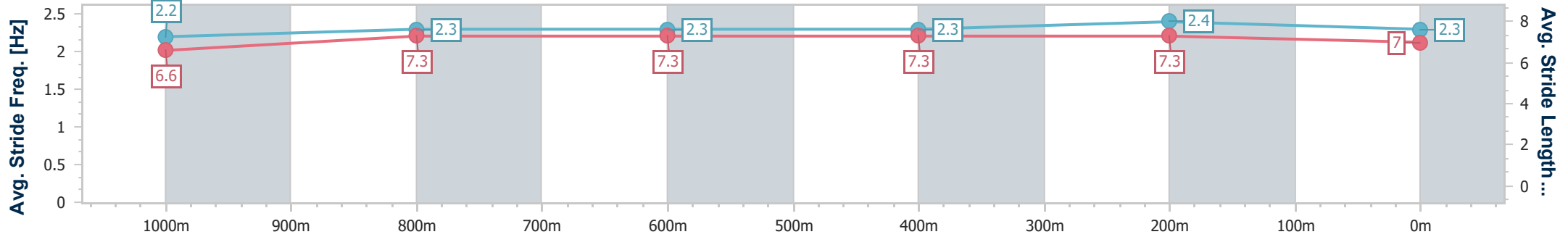
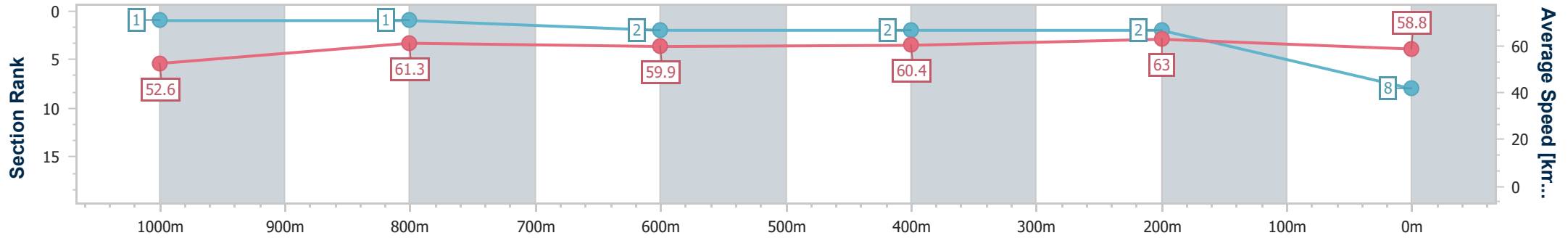
Sunshine Coast QLD Professional
 Race 6: KEVLACAT POWER BOATS AUSTRALIA Class 3
 Handicap - 1200m



01 January 2025 - 16:32

Track Rating: Soft 7, Weather: Fine, Rail Position: +4m Entire

Section	Overall	1000m	800m	600m	400m	200m
Section Times	1:13.77 [8] (0:13.71)	1:00.06 [1] (0:11.91)	0:48.15 [1] (0:12.30)	0:35.85 [2] (0:12.21)	0:23.64 [2] (0:11.44)	0:12.20 [2] (0:12.20)
Average Speed [km/h]	52.6	61.3	59.9	60.4	63.0	58.8
Top Speed [km/h]	61.3	62.4	60.9	62.3	63.9	62.2
Avg. Dist. to Rail [m]	9.4	5.8	4.7	3.4	3.9	4.0
Avg. Stride Freq. [Hz]	2.2	2.3	2.3	2.3	2.4	2.3
Avg. Stride Length [m]	6.6	7.3	7.3	7.3	7.3	7.0



- [] Ranking at each section and finish
- .-.- No data available at this section
- NA No data available