

Track Rating: Soft 6, Weather: Overcast, Rail Position: True

Section		Overall	1000m	800m	600m	400m	200m	Last 600m					
Field Times		1:06.13 (0:07.96)	0:58.17 (0:11.46)	0:46.71 (0:11.56)	0:35.15 (0:11.84)	0:23.31 (0:11.42)	0:11.89 (0:11.89)	0:35.15					
Rank	TAB Horse/Jockey	Barrier	Top Speed [km/h]	Fastest Section						Margin	Distance Travelled [m]		
1	2 BOLLA BOLLA BABE Justin Stanley	3	64.4 800m	0:07.96 Overall	1:06.13 [1] (0:07.96)	0:58.17 [1] (0:11.46)	0:46.71 [1] (0:11.56)	0:35.15 [1] (0:11.84)	0:23.31 [1] (0:11.42)	0:11.89 [1] (0:11.89)	1:06.13	0:35.15	
2	3 NEV Chelsea Jokic	2	65.5 800m	0:08.64 Overall	1:06.45 [2] (0:08.64)	0:57.81 [6] (0:11.44)	0:46.37 [6] (0:11.51)	0:34.86 [5] (0:11.75)	0:23.11 [6] (0:11.36)	0:11.75 [4] (0:11.75)	1.88L	0:34.86	+6
3	5 GYMNOSOMATA Ryan Wiggins	1	65.4 1000m	0:08.16 Overall	1:06.50 [3] (0:08.16)	0:58.34 [4] (0:11.47)	0:46.87 [3] (0:11.64)	0:35.23 [3] (0:11.64)	0:23.59 [2] (0:11.57)	0:12.02 [2] (0:12.02)	2.18L	0:35.23	-2
4	4 EASY GOING GIRL Leah Martyn	5	64.4 1000m	0:08.45 Overall	1:06.68 [4] (0:08.45)	0:58.23 [5] (0:11.54)	0:46.69 [5] (0:11.72)	0:34.97 [6] (0:11.56)	0:23.41 [5] (0:11.54)	0:11.87 [5] (0:11.87)	3.28L	0:34.97	+1
5	7 SUPID DATE Georgina Cartwright	4	64.0 1000m	0:08.03 Overall	1:06.87 [5] (0:08.03)	0:58.84 [2] (0:11.53)	0:47.31 [2] (0:11.64)	0:35.67 [2] (0:11.80)	0:23.87 [3] (0:11.58)	0:12.29 [3] (0:12.29)	4.37L	0:35.67	+3
6	6 PRETTY PROFIT Tahlia Fenlon	6	63.6 600m	0:08.15 Overall	1:07.74 [6] (0:08.15)	0:59.59 [3] (0:11.61)	0:47.98 [4] (0:11.65)	0:36.33 [4] (0:11.63)	0:24.70 [4] (0:11.83)	0:12.87 [6] (0:12.87)	9.5L	0:36.33	+2

Scratched: Nosey Neo (#1)



Horse/Jockey Name	Bolla Bolla Babe
Final Rank	1
Fastest Section Time (Section)	0:07.96 (Overall)
Top Speed [km/h] (Section)	64.4 (800m)
Race State	Finished



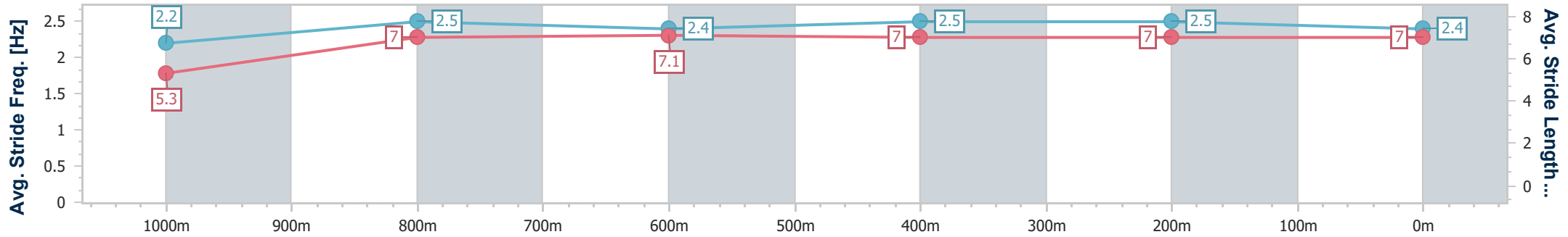
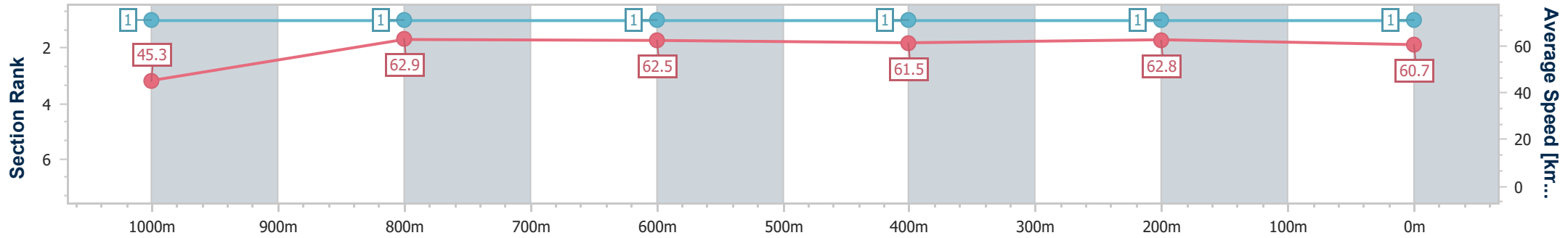
Mackay QLD Professional
Race 2: BECOME A MEMBER MTC QTIS Two-Year-Old
Handicap - 1100m



03 January 2025 - 13:34

Track Rating: Soft 6, Weather: Overcast, Rail Position: True

Section	Overall	1000m	800m	600m	400m	200m
Section Times	1:06.13 [1] (0:07.96)	0:58.17 [1] (0:11.46)	0:46.71 [1] (0:11.56)	0:35.15 [1] (0:11.84)	0:23.31 [1] (0:11.42)	0:11.89 [1] (0:11.89)
Average Speed [km/h]	45.3	62.9	62.5	61.5	62.8	60.7
Top Speed [km/h]	60.4	64.2	64.4	63.2	63.9	63.7
Avg. Dist. to Rail [m]	3.3	0.6	1.8	1.4	0.6	1.1
Avg. Stride Freq. [Hz]	2.2	2.5	2.4	2.5	2.5	2.4
Avg. Stride Length [m]	5.3	7.0	7.1	7.0	7.0	7.0



- [] Ranking at each section and finish
- .-.- No data available at this section
- NA No data available



Horse/Jockey Name	Nev
Final Rank	2
Fastest Section Time (Section)	0:08.64 (Overall)
Top Speed [km/h] (Section)	65.5 (800m)
Race State	Finished

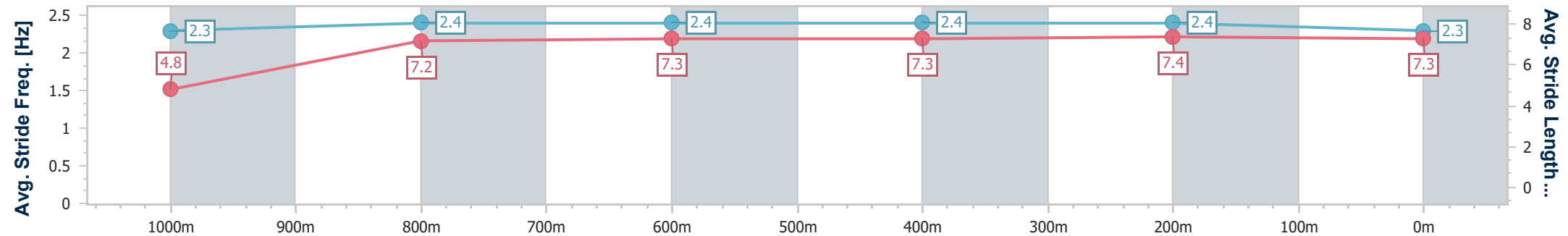
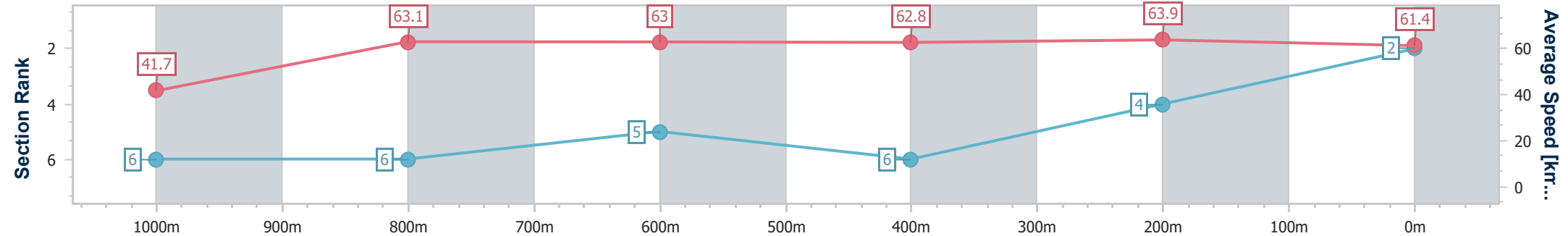


Mackay QLD Professional
 Race 2: BECOME A MEMBER MTC QTIS Two-Year-Old
 Handicap - 1100m
 03 January 2025 - 13:34



Track Rating: Soft 6, Weather: Overcast, Rail Position: True

Section	Overall	1000m	800m	600m	400m	200m
Section Times	1:06.45 [2] (0:08.64)	0:57.81 [6] (0:11.44)	0:46.37 [6] (0:11.51)	0:34.86 [5] (0:11.75)	0:23.11 [6] (0:11.36)	0:11.75 [4] (0:11.75)
Average Speed [km/h]	41.7	63.1	63.0	62.8	63.9	61.4
Top Speed [km/h]	59.1	65.5	65.5	64.1	64.6	63.9
Avg. Dist. to Rail [m]	3.3	0.8	2.2	3.1	5.3	4.8
Avg. Stride Freq. [Hz]	2.3	2.4	2.4	2.4	2.4	2.3
Avg. Stride Length [m]	4.8	7.2	7.3	7.3	7.4	7.3



- [] Ranking at each section and finish
- .-.- No data available at this section
- NA No data available



Horse/Jockey Name	Gymnosomata
Final Rank	3
Fastest Section Time (Section)	0:08.16 (Overall)
Top Speed [km/h] (Section)	65.4 (1000m)
Race State	Finished



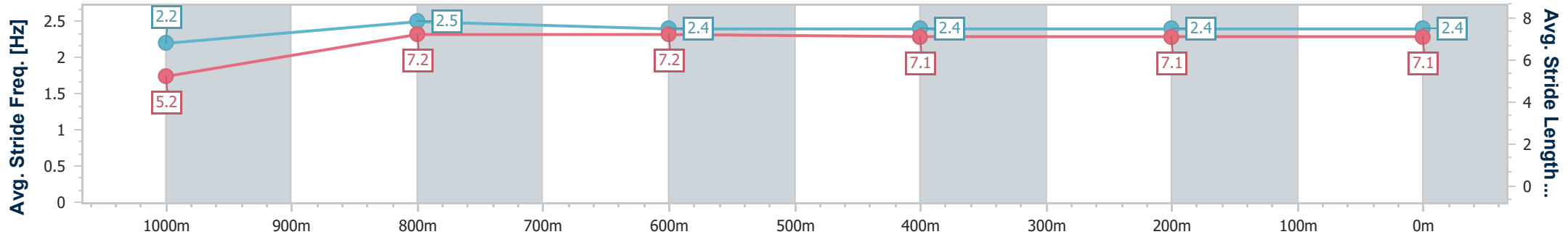
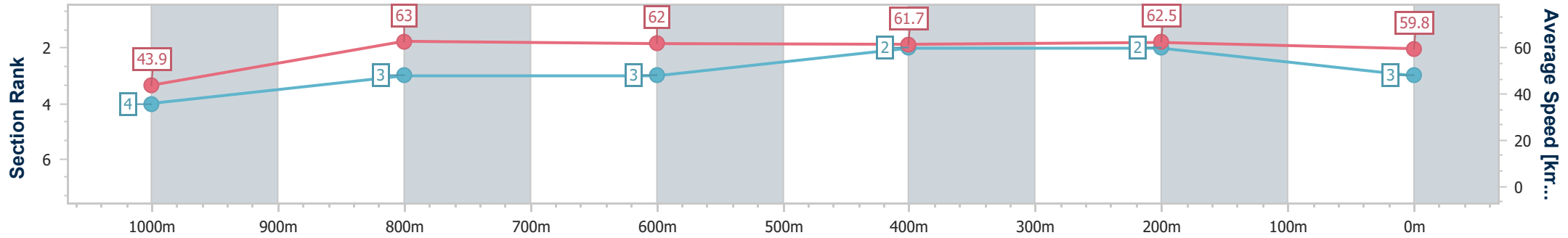
Mackay QLD Professional
Race 2: BECOME A MEMBER MTC QTIS Two-Year-Old Handicap - 1100m



03 January 2025 - 13:34

Track Rating: Soft 6, Weather: Overcast, Rail Position: True

Section	Overall	1000m	800m	600m	400m	200m
Section Times	1:06.50 [3] (0:08.16)	0:58.34 [4] (0:11.47)	0:46.87 [3] (0:11.64)	0:35.23 [3] (0:11.64)	0:23.59 [2] (0:11.57)	0:12.02 [2] (0:12.02)
Average Speed [km/h]	43.9	63.0	62.0	61.7	62.5	59.8
Top Speed [km/h]	58.6	65.4	63.4	64.4	64.3	61.8
Avg. Dist. to Rail [m]	1.7	0.3	0.7	0.4	2.0	2.5
Avg. Stride Freq. [Hz]	2.2	2.5	2.4	2.4	2.4	2.4
Avg. Stride Length [m]	5.2	7.2	7.2	7.1	7.1	7.1



- [] Ranking at each section and finish
- .-.- No data available at this section
- NA No data available



Horse/Jockey Name	Easy Going Girl
Final Rank	4
Fastest Section Time (Section)	0:08.45 (Overall)
Top Speed [km/h] (Section)	64.4 (1000m)
Race State	Finished



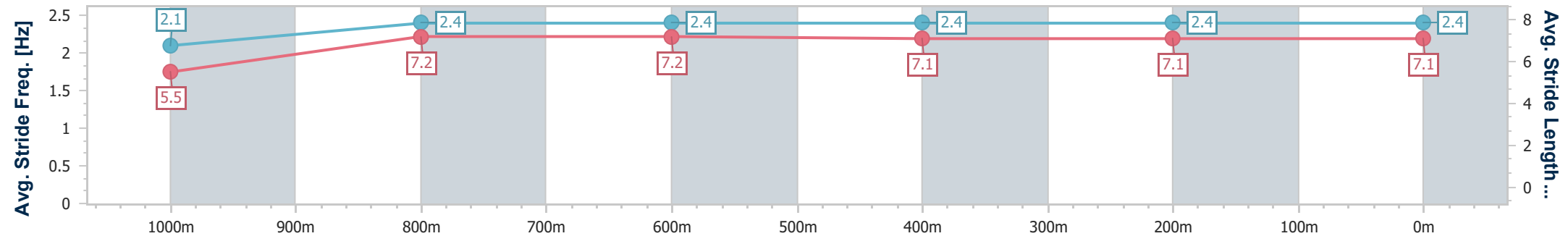
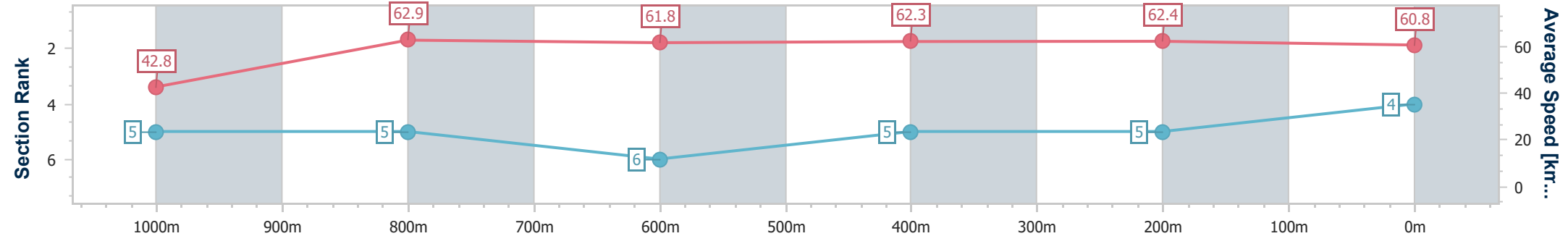
Mackay QLD Professional
Race 2: BECOME A MEMBER MTC QTIS Two-Year-Old Handicap - 1100m



03 January 2025 - 13:34

Track Rating: Soft 6, Weather: Overcast, Rail Position: True

Section	Overall	1000m	800m	600m	400m	200m
Section Times	1:06.68 [4] (0:08.45)	0:58.23 [5] (0:11.54)	0:46.69 [5] (0:11.72)	0:34.97 [6] (0:11.56)	0:23.41 [5] (0:11.54)	0:11.87 [5] (0:11.87)
Average Speed [km/h]	42.8	62.9	61.8	62.3	62.4	60.8
Top Speed [km/h]	59.7	64.4	63.0	63.3	63.2	63.2
Avg. Dist. to Rail [m]	6.2	3.1	2.0	0.3	0.6	0.5
Avg. Stride Freq. [Hz]	2.1	2.4	2.4	2.4	2.4	2.4
Avg. Stride Length [m]	5.5	7.2	7.2	7.1	7.1	7.1



- [] Ranking at each section and finish
- .-.- No data available at this section
- NA No data available



Horse/Jockey Name	Supid Date
Final Rank	5
Fastest Section Time (Section)	0:08.03 (Overall)
Top Speed [km/h] (Section)	64.0 (1000m)
Race State	Finished



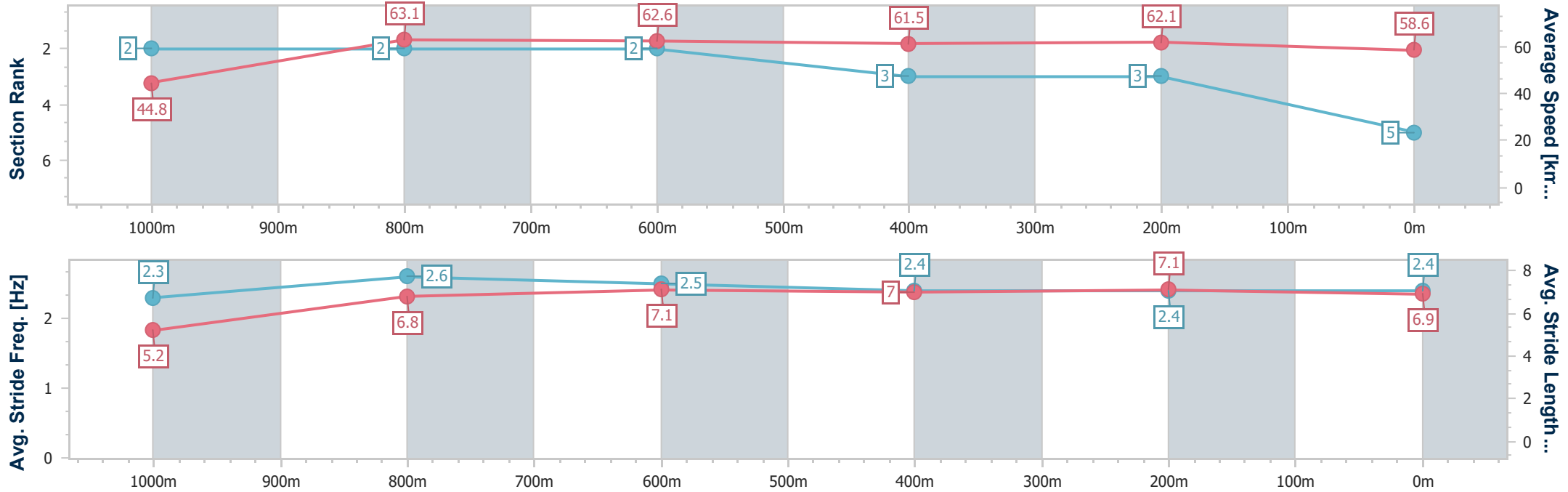
Mackay QLD Professional
Race 2: BECOME A MEMBER MTC QTIS Two-Year-Old
Handicap - 1100m



03 January 2025 - 13:34

Track Rating: Soft 6, Weather: Overcast, Rail Position: True

Section	Overall	1000m	800m	600m	400m	200m
Section Times	1:06.87 [5] (0:08.03)	0:58.84 [2] (0:11.53)	0:47.31 [2] (0:11.64)	0:35.67 [2] (0:11.80)	0:23.87 [3] (0:11.58)	0:12.29 [3] (0:12.29)
Average Speed [km/h]	44.8	63.1	62.6	61.5	62.1	58.6
Top Speed [km/h]	62.6	64.0	63.7	63.7	63.3	61.9
Avg. Dist. to Rail [m]	5.1	2.5	3.9	1.0	1.2	1.6
Avg. Stride Freq. [Hz]	2.3	2.6	2.5	2.4	2.4	2.4
Avg. Stride Length [m]	5.2	6.8	7.1	7.0	7.1	6.9



- [] Ranking at each section and finish
- .-.- No data available at this section
- NA No data available



Horse/Jockey Name	Pretty Profit
Final Rank	6
Fastest Section Time (Section)	0:08.15 (Overall)
Top Speed [km/h] (Section)	63.6 (600m)
Race State	Finished



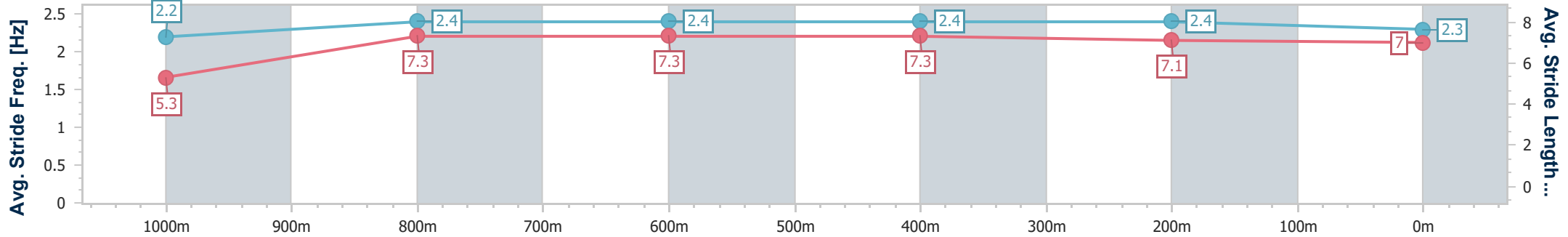
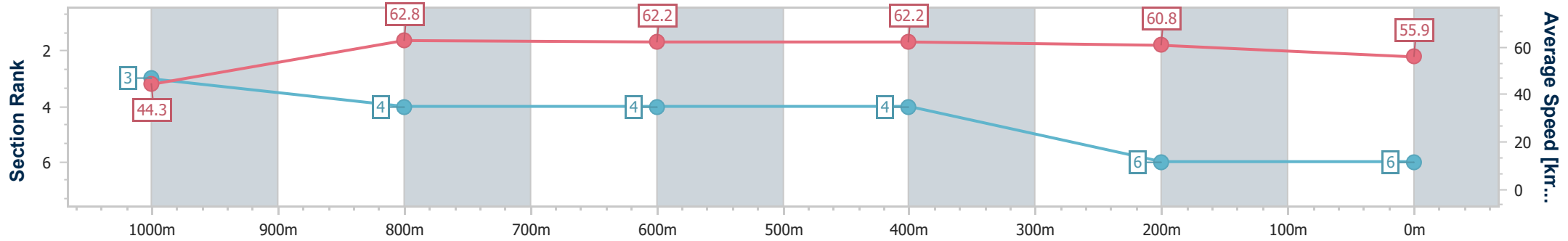
Mackay QLD Professional
Race 2: BECOME A MEMBER MTC QTIS Two-Year-Old Handicap - 1100m



03 January 2025 - 13:34

Track Rating: Soft 6, Weather: Overcast, Rail Position: True

Section	Overall	1000m	800m	600m	400m	200m
Section Times	1:07.74 [6] (0:08.15)	0:59.59 [3] (0:11.61)	0:47.98 [4] (0:11.65)	0:36.33 [4] (0:11.63)	0:24.70 [4] (0:11.83)	0:12.87 [6] (0:12.87)
Average Speed [km/h]	44.3	62.8	62.2	62.2	60.8	55.9
Top Speed [km/h]	59.7	63.6	63.6	63.6	62.8	60.7
Avg. Dist. to Rail [m]	6.6	3.5	2.5	0.5	2.2	2.6
Avg. Stride Freq. [Hz]	2.2	2.4	2.4	2.4	2.4	2.3
Avg. Stride Length [m]	5.3	7.3	7.3	7.3	7.1	7.0



- [] Ranking at each section and finish
- .-.- No data available at this section
- NA No data available