



Mackay QLD Professional

Race 4: LADBROKES COMMUNITIES QTIS Three-Year-Old Handicap - 1100m

03 January 2025 - 14:47



MACKAY TURF CLUB
Ooralea Racecourse

Track Rating: Soft 5, Weather: Overcast, Rail Position: True

Section		Overall	1000m	800m	600m	400m	200m	Last 600m					
Field Times		1:03.96 (0:07.81)	0:56.15 (0:10.73)	0:45.42 (0:10.81)	0:34.61 (0:11.42)	0:23.19 (0:11.35)	0:11.84 (0:11.84)	0:34.61					
Rank	TAB Horse/Jockey	Barrier	Top Speed [km/h]	Fastest Section								Margin	Distance Travelled [m]
1	4 POWER OF KATIE Warwick Satherley	1	68.2	0:07.94	1:03.96 [1] (0:07.94)	0:56.02 [5] (0:10.82)	0:45.20 [3] (0:10.81)	0:34.39 [3] (0:11.20)	0:23.19 [1] (0:11.35)	0:11.84 [1] (0:11.84)	1:03.96	0:34.39	
2	1 OBLIGATED Adam Sewell	9	67.1	0:07.92	1:04.05 [2] (0:07.92)	0:56.13 [4] (0:11.17)	0:44.96 [7] (0:10.85)	0:34.11 [7] (0:11.15)	0:22.96 [6] (0:11.35)	0:11.61 [2] (0:11.61)	0.51L	0:34.11	+9
3	5 RUN AWAY RENEE Justin Stanley	8	69.0	0:07.91	1:04.06 [3] (0:07.91)	0:56.15 [3] (0:10.95)	0:45.20 [5] (0:10.72)	0:34.48 [4] (0:11.41)	0:23.07 [5] (0:11.47)	0:11.60 [3] (0:11.60)	0.57L	0:34.48	+6
4	2 MARGOT BARBIE Jackson Murphy	7	68.0	0:08.48	1:04.38 [4] (0:08.48)	0:55.90 [8] (0:10.90)	0:45.00 [8] (0:10.88)	0:34.12 [8] (0:11.01)	0:23.11 [8] (0:11.30)	0:11.81 [5] (0:11.81)	2.46L	0:34.12	+2
5	3 SUNSHINYDAY Leah Martyn	5	68.3	0:08.02	1:04.48 [5] (0:08.02)	0:56.46 [6] (0:10.92)	0:45.54 [6] (0:10.82)	0:34.72 [6] (0:11.35)	0:23.37 [7] (0:11.62)	0:11.75 [8] (0:11.75)	3.07L	0:34.72	+8
6	9 LOOMING LEGEND Nathan Thomas	3	68.7	0:08.07	1:05.13 [6] (0:08.07)	0:57.06 [7] (0:10.76)	0:46.30 [4] (0:10.83)	0:35.47 [5] (0:11.33)	0:24.14 [4] (0:11.62)	0:12.52 [6] (0:12.52)	6.86L	0:35.47	+2
7	7 ALLEZ PARIS Pietro Romeo	2	68.0	0:07.81	1:05.25 [7] (0:07.81)	0:57.44 [1] (0:10.95)	0:46.49 [2] (0:10.78)	0:35.71 [2] (0:11.36)	0:24.35 [3] (0:11.74)	0:12.61 [7] (0:12.61)	7.57L	0:35.71	+6
8	8 KAI MONDO McKenzie Apel	4	70.2	0:07.88	1:05.32 [8] (0:07.88)	0:57.44 [2] (0:10.66)	0:46.78 [1] (0:10.81)	0:35.97 [1] (0:11.44)	0:24.53 [2] (0:11.74)	0:12.79 [4] (0:12.79)	8L	0:35.97	+6
9	11 SIMPLY DIVINE Tahlia Fenlon	6	64.7	0:08.64	1:08.80 [9] (0:08.64)	1:00.16 [9] (0:11.59)	0:48.57 [9] (0:11.33)	0:37.24 [9] (0:11.47)	0:25.77 [9] (0:12.00)	0:13.77 [9] (0:13.77)	28.44L	0:37.24	+1

Scratched: Rocket Power (#6), Secret Encryption (#10)

[] Ranking at each section and finish
 -:-:- No data available at this section
 NA No data available

SCN Saddle cloth number
 DNF Did not finish
 DNT Did not track



Horse/Jockey Name	Power Of Katie
Final Rank	1
Fastest Section Time (Section)	0:07.94 (Overall)
Top Speed [km/h] (Section)	68.2 (1000m)
Race State	Finished



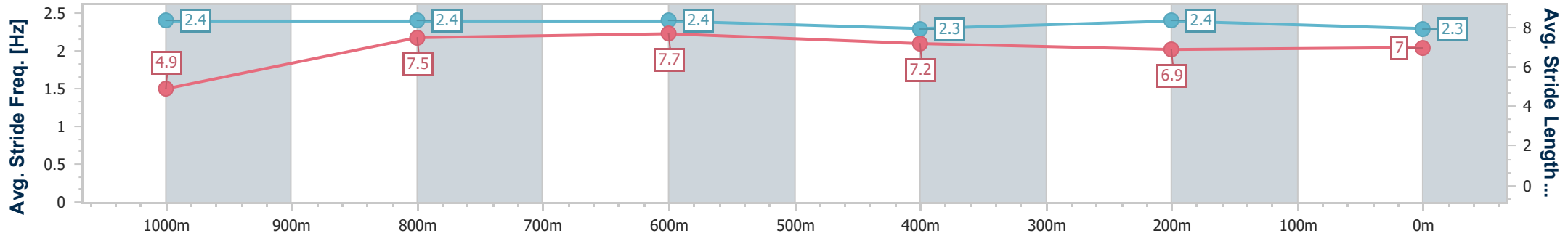
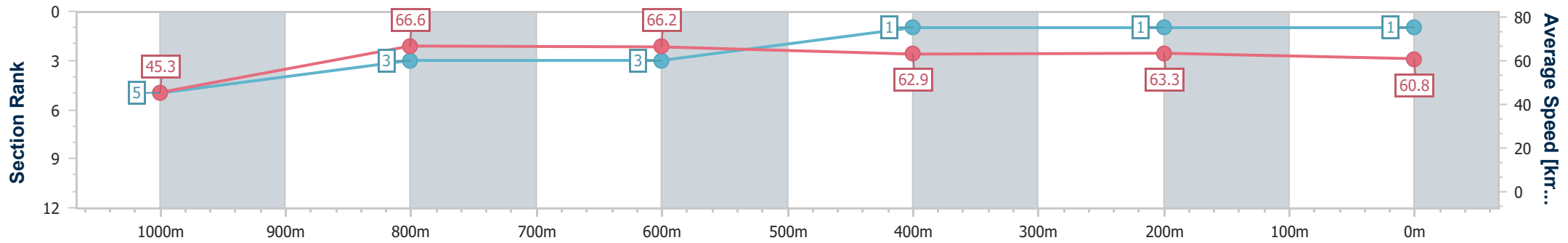
Mackay QLD Professional
Race 4: LADBROKES COMMUNITIES QTIS Three-Year-Old Handicap - 1100m



03 January 2025 - 14:47

Track Rating: Soft 5, Weather: Overcast, Rail Position: True

Section	Overall	1000m	800m	600m	400m	200m
Section Times	1:03.96 [1] (0:07.94)	0:56.02 [5] (0:10.82)	0:45.20 [3] (0:10.81)	0:34.39 [3] (0:11.20)	0:23.19 [1] (0:11.35)	0:11.84 [1] (0:11.84)
Average Speed [km/h]	45.3	66.6	66.2	62.9	63.3	60.8
Top Speed [km/h]	64.0	68.2	67.3	63.9	64.4	62.6
Avg. Dist. to Rail [m]	1.1	0.4	0.8	2.8	1.2	2.3
Avg. Stride Freq. [Hz]	2.4	2.4	2.4	2.3	2.4	2.3
Avg. Stride Length [m]	4.9	7.5	7.7	7.2	6.9	7.0



- [] Ranking at each section and finish
- .-.- No data available at this section
- NA No data available



Horse/Jockey Name	Obligated
Final Rank	2
Fastest Section Time (Section)	0:07.92 (Overall)
Top Speed [km/h] (Section)	67.1 (800m)
Race State	Finished



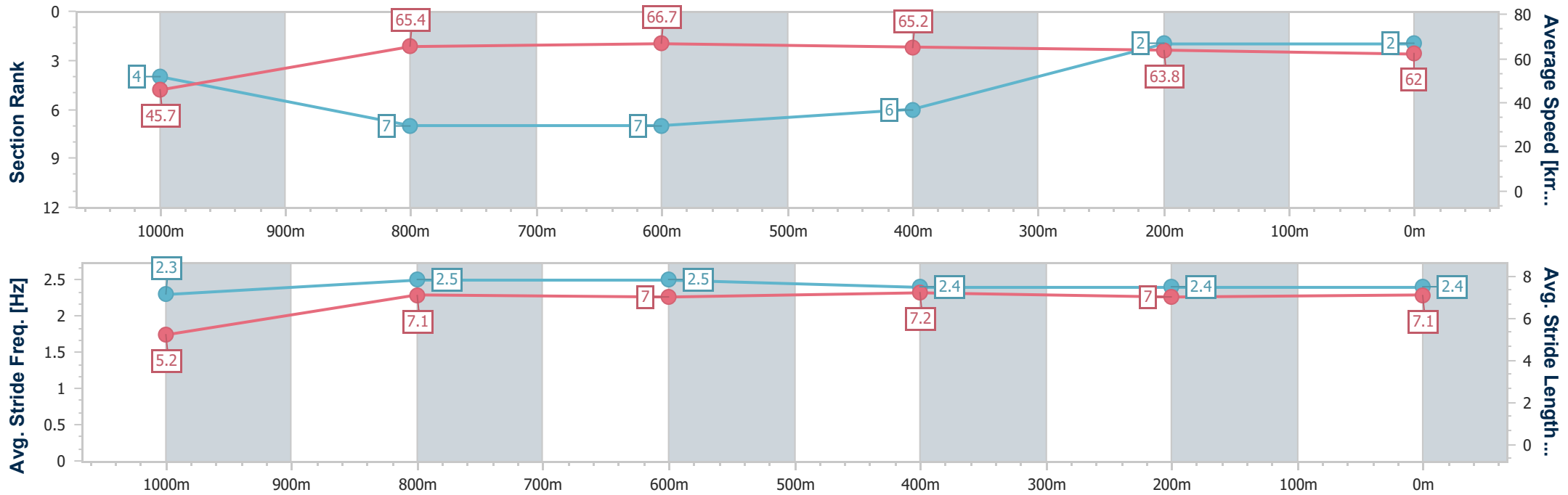
Mackay QLD Professional
Race 4: LADBROKES COMMUNITIES QTIS Three-Year-Old Handicap - 1100m



03 January 2025 - 14:47

Track Rating: Soft 5, Weather: Overcast, Rail Position: True

Section	Overall	1000m	800m	600m	400m	200m
Section Times	1:04.05 [2] (0:07.92)	0:56.13 [4] (0:11.17)	0:44.96 [7] (0:10.85)	0:34.11 [7] (0:11.15)	0:22.96 [6] (0:11.35)	0:11.61 [2] (0:11.61)
Average Speed [km/h]	45.7	65.4	66.7	65.2	63.8	62.0
Top Speed [km/h]	62.2	66.0	67.1	65.8	65.0	64.3
Avg. Dist. to Rail [m]	8.9	4.6	2.3	1.6	4.9	6.6
Avg. Stride Freq. [Hz]	2.3	2.5	2.5	2.4	2.4	2.4
Avg. Stride Length [m]	5.2	7.1	7.0	7.2	7.0	7.1



- [] Ranking at each section and finish
- .-.- No data available at this section
- NA No data available



Horse/Jockey Name	Run Away Renee
Final Rank	3
Fastest Section Time (Section)	0:07.91 (Overall)
Top Speed [km/h] (Section)	69.0 (1000m)
Race State	Finished



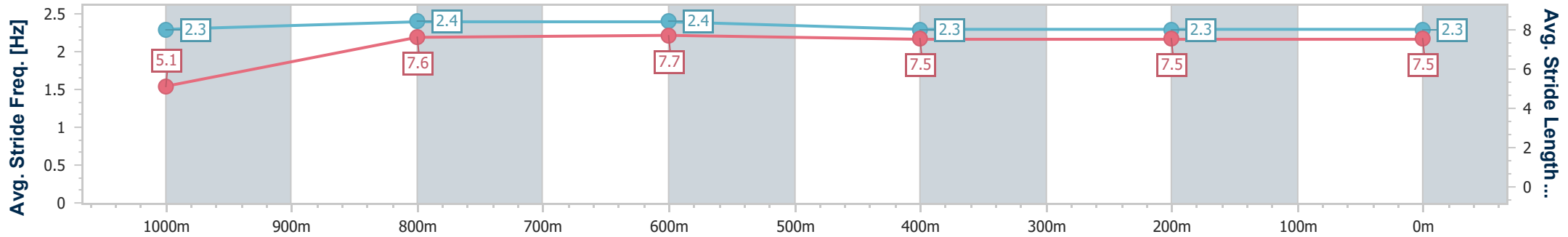
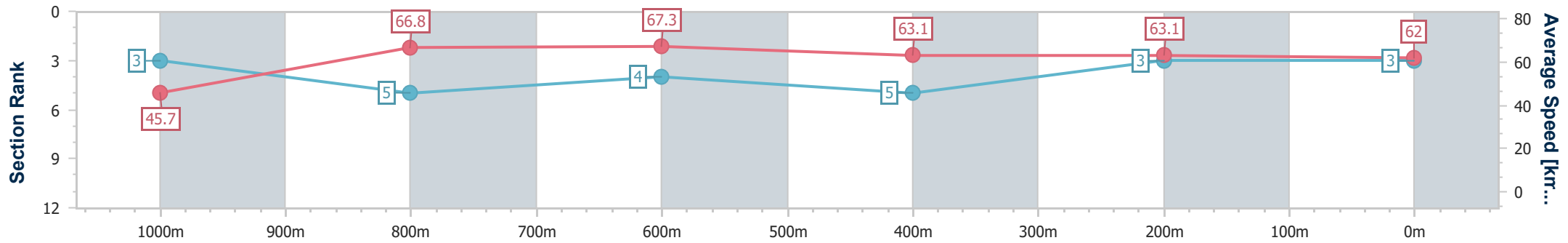
Mackay QLD Professional
Race 4: LADBROKES COMMUNITIES QTIS Three-Year-Old Handicap - 1100m



03 January 2025 - 14:47

Track Rating: Soft 5, Weather: Overcast, Rail Position: True

Section	Overall	1000m	800m	600m	400m	200m
Section Times	1:04.06 [3] (0:07.91)	0:56.15 [3] (0:10.95)	0:45.20 [5] (0:10.72)	0:34.48 [4] (0:11.41)	0:23.07 [5] (0:11.47)	0:11.60 [3] (0:11.60)
Average Speed [km/h]	45.7	66.8	67.3	63.1	63.1	62.0
Top Speed [km/h]	63.5	69.0	69.0	65.3	64.5	64.2
Avg. Dist. to Rail [m]	7.9	4.8	1.7	0.5	3.6	5.0
Avg. Stride Freq. [Hz]	2.3	2.4	2.4	2.3	2.3	2.3
Avg. Stride Length [m]	5.1	7.6	7.7	7.5	7.5	7.5



- [] Ranking at each section and finish
- .-.- No data available at this section
- NA No data available



Horse/Jockey Name	Margot Barbie
Final Rank	4
Fastest Section Time (Section)	0:08.48 (Overall)
Top Speed [km/h] (Section)	68.0 (1000m)
Race State	Finished



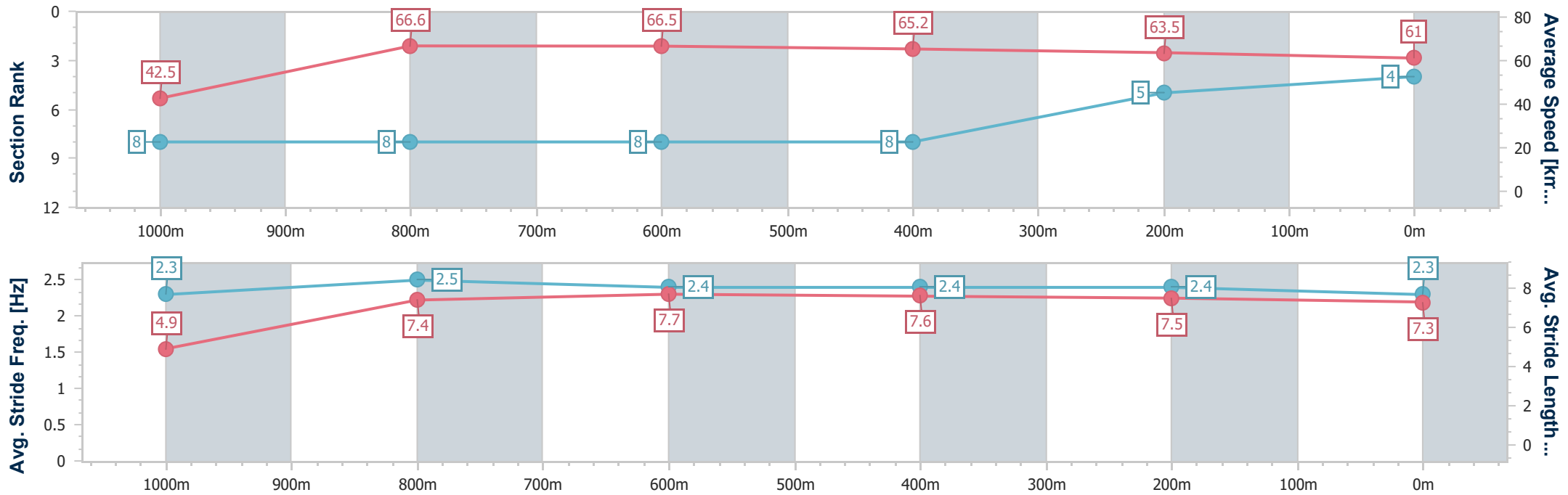
Mackay QLD Professional
Race 4: LADBROKES COMMUNITIES QTIS Three-Year-Old Handicap - 1100m



03 January 2025 - 14:47

Track Rating: Soft 5, Weather: Overcast, Rail Position: True

Section	Overall	1000m	800m	600m	400m	200m
Section Times	1:04.38 [4] (0:08.48)	0:55.90 [8] (0:10.90)	0:45.00 [8] (0:10.88)	0:34.12 [8] (0:11.01)	0:23.11 [8] (0:11.30)	0:11.81 [5] (0:11.81)
Average Speed [km/h]	42.5	66.6	66.5	65.2	63.5	61.0
Top Speed [km/h]	63.1	68.0	66.5	66.2	64.4	64.0
Avg. Dist. to Rail [m]	6.9	2.7	0.9	0.5	0.6	2.5
Avg. Stride Freq. [Hz]	2.3	2.5	2.4	2.4	2.4	2.3
Avg. Stride Length [m]	4.9	7.4	7.7	7.6	7.5	7.3



- [] Ranking at each section and finish
- .-.- No data available at this section
- NA No data available



Horse/Jockey Name	Sunshinyday
Final Rank	5
Fastest Section Time (Section)	0:08.02 (Overall)
Top Speed [km/h] (Section)	68.3 (800m)
Race State	Finished



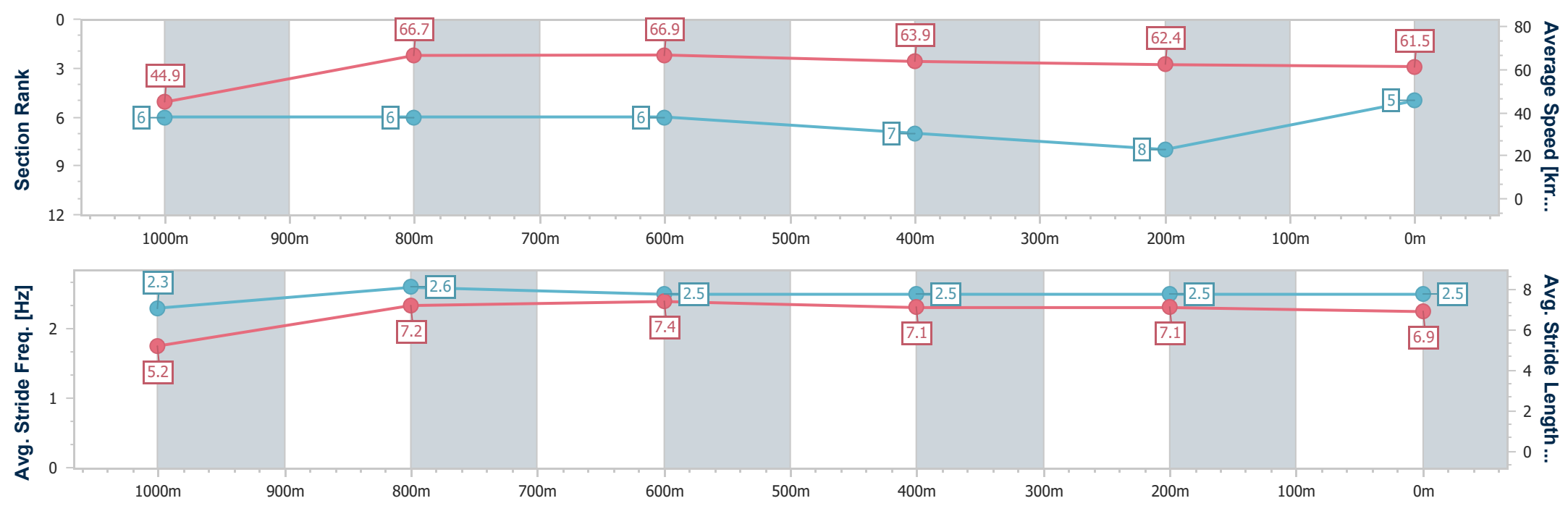
Mackay QLD Professional
Race 4: LADBROKES COMMUNITIES QTIS Three-Year-Old Handicap - 1100m



03 January 2025 - 14:47

Track Rating: Soft 5, Weather: Overcast, Rail Position: True

Section	Overall	1000m	800m	600m	400m	200m
Section Times	1:04.48 [5] (0:08.02)	0:56.46 [6] (0:10.92)	0:45.54 [6] (0:10.82)	0:34.72 [6] (0:11.35)	0:23.37 [7] (0:11.62)	0:11.75 [8] (0:11.75)
Average Speed [km/h]	44.9	66.7	66.9	63.9	62.4	61.5
Top Speed [km/h]	62.9	68.0	68.3	65.5	63.7	62.7
Avg. Dist. to Rail [m]	6.4	3.0	2.2	0.9	5.0	8.2
Avg. Stride Freq. [Hz]	2.3	2.6	2.5	2.5	2.5	2.5
Avg. Stride Length [m]	5.2	7.2	7.4	7.1	7.1	6.9



- [] Ranking at each section and finish
- .-.- No data available at this section
- NA No data available



Horse/Jockey Name	Looming Legend
Final Rank	6
Fastest Section Time (Section)	0:08.07 (Overall)
Top Speed [km/h] (Section)	68.7 (1000m)
Race State	Finished



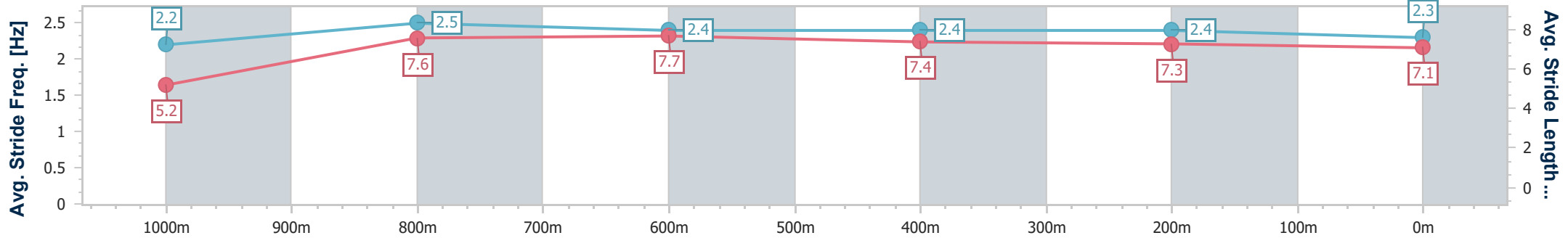
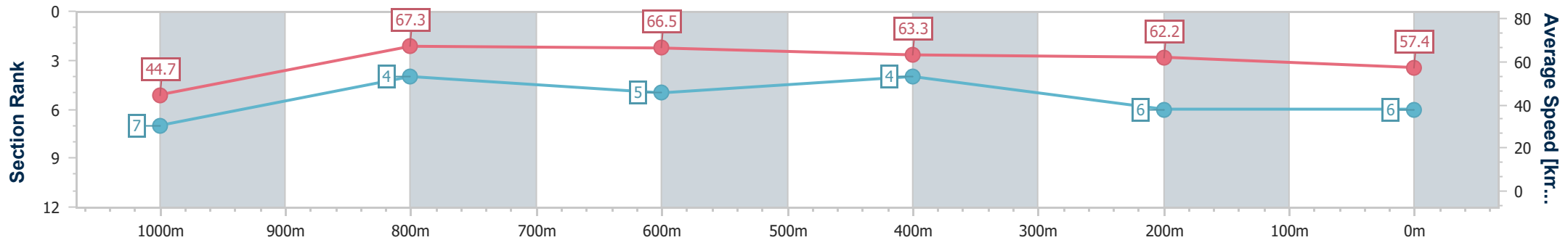
Mackay QLD Professional
Race 4: LADBROKES COMMUNITIES QTIS Three-Year-Old Handicap - 1100m



03 January 2025 - 14:47

Track Rating: Soft 5, Weather: Overcast, Rail Position: True

Section	Overall	1000m	800m	600m	400m	200m
Section Times	1:05.13 [6] (0:08.07)	0:57.06 [7] (0:10.76)	0:46.30 [4] (0:10.83)	0:35.47 [5] (0:11.33)	0:24.14 [4] (0:11.62)	0:12.52 [6] (0:12.52)
Average Speed [km/h]	44.7	67.3	66.5	63.3	62.2	57.4
Top Speed [km/h]	64.2	68.7	67.7	65.5	62.6	62.0
Avg. Dist. to Rail [m]	3.9	1.3	1.5	0.5	1.8	2.9
Avg. Stride Freq. [Hz]	2.2	2.5	2.4	2.4	2.4	2.3
Avg. Stride Length [m]	5.2	7.6	7.7	7.4	7.3	7.1



- [] Ranking at each section and finish
- .-.- No data available at this section
- NA No data available



Horse/Jockey Name	Allez Paris
Final Rank	7
Fastest Section Time (Section)	0:07.81 (Overall)
Top Speed [km/h] (Section)	68.0 (800m)
Race State	Finished



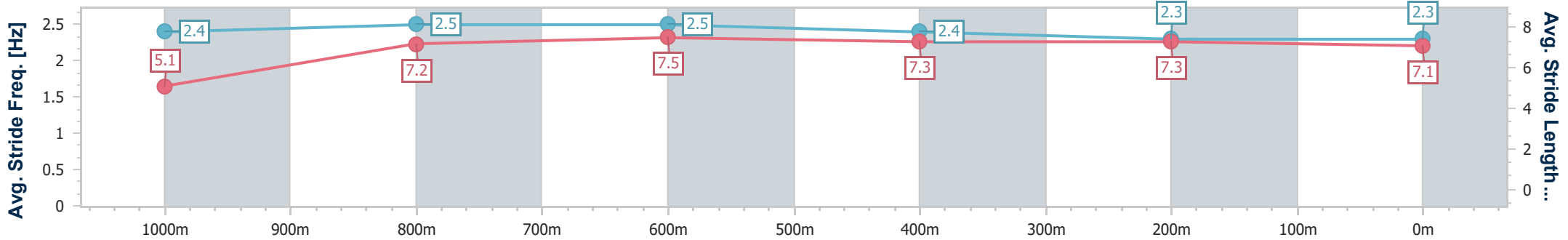
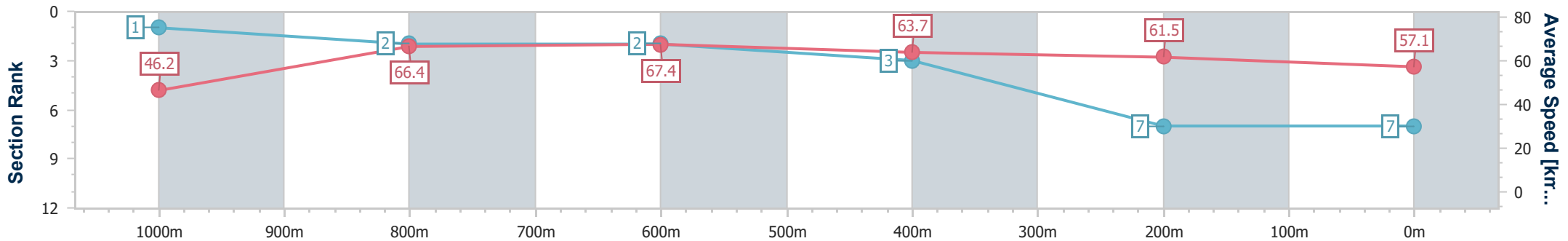
Mackay QLD Professional
Race 4: LADBROKES COMMUNITIES QTIS Three-Year-Old Handicap - 1100m



03 January 2025 - 14:47

Track Rating: Soft 5, Weather: Overcast, Rail Position: True

Section	Overall	1000m	800m	600m	400m	200m
Section Times	1:05.25 [7] (0:07.81)	0:57.44 [1] (0:10.95)	0:46.49 [2] (0:10.78)	0:35.71 [2] (0:11.36)	0:24.35 [3] (0:11.74)	0:12.61 [7] (0:12.61)
Average Speed [km/h]	46.2	66.4	67.4	63.7	61.5	57.1
Top Speed [km/h]	63.7	67.9	68.0	64.7	63.1	60.2
Avg. Dist. to Rail [m]	2.8	3.2	2.9	0.7	2.4	3.3
Avg. Stride Freq. [Hz]	2.4	2.5	2.5	2.4	2.3	2.3
Avg. Stride Length [m]	5.1	7.2	7.5	7.3	7.3	7.1



- [] Ranking at each section and finish
- .-.-.- No data available at this section
- NA No data available



Horse/Jockey Name	Kai Mondo
Final Rank	8
Fastest Section Time (Section)	0:07.88 (Overall)
Top Speed [km/h] (Section)	70.2 (1000m)
Race State	Finished



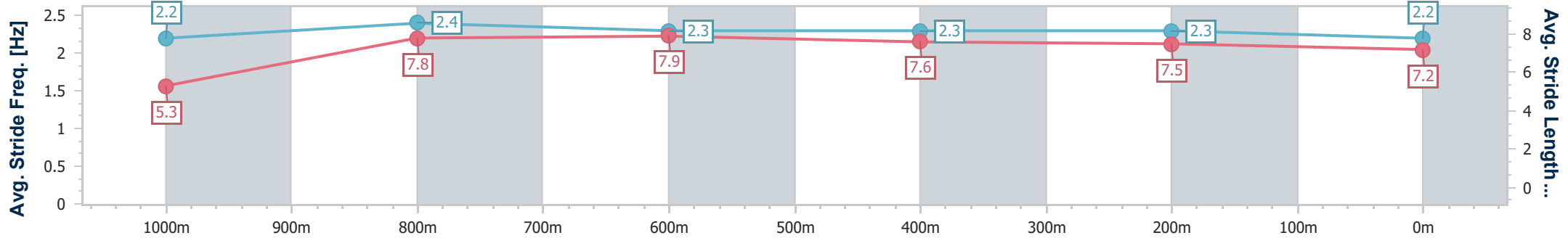
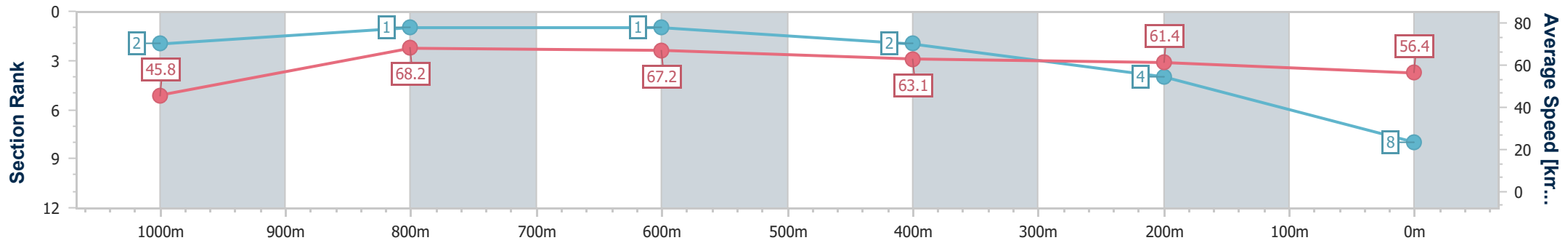
Mackay QLD Professional
Race 4: LADBROKES COMMUNITIES QTIS Three-Year-Old Handicap - 1100m



03 January 2025 - 14:47

Track Rating: Soft 5, Weather: Overcast, Rail Position: True

Section	Overall	1000m	800m	600m	400m	200m
Section Times	1:05.32 [8] (0:07.88)	0:57.44 [2] (0:10.66)	0:46.78 [1] (0:10.81)	0:35.97 [1] (0:11.44)	0:24.53 [2] (0:11.74)	0:12.79 [4] (0:12.79)
Average Speed [km/h]	45.8	68.2	67.2	63.1	61.4	56.4
Top Speed [km/h]	66.1	70.2	69.5	63.7	62.7	60.1
Avg. Dist. to Rail [m]	5.6	3.8	2.2	0.6	3.8	5.2
Avg. Stride Freq. [Hz]	2.2	2.4	2.3	2.3	2.3	2.2
Avg. Stride Length [m]	5.3	7.8	7.9	7.6	7.5	7.2



- [] Ranking at each section and finish
- .-.- No data available at this section
- NA No data available



Horse/Jockey Name	Simply Divine
Final Rank	9
Fastest Section Time (Section)	0:08.64 (Overall)
Top Speed [km/h] (Section)	64.7 (800m)
Race State	Finished



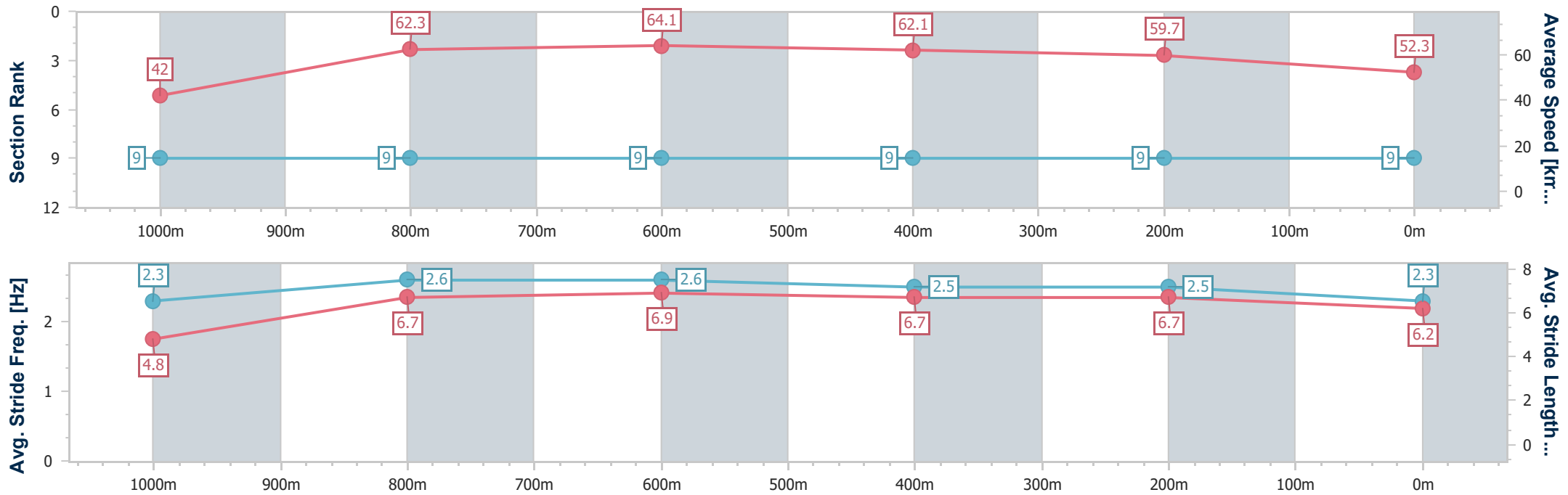
Mackay QLD Professional
Race 4: LADBROKES COMMUNITIES QTIS Three-Year-Old Handicap - 1100m



03 January 2025 - 14:47

Track Rating: Soft 5, Weather: Overcast, Rail Position: True

Section	Overall	1000m	800m	600m	400m	200m
Section Times	1:08.80 [9] (0:08.64)	1:00.16 [9] (0:11.59)	0:48.57 [9] (0:11.33)	0:37.24 [9] (0:11.47)	0:25.77 [9] (0:12.00)	0:13.77 [9] (0:13.77)
Average Speed [km/h]	42.0	62.3	64.1	62.1	59.7	52.3
Top Speed [km/h]	58.7	64.4	64.7	63.1	61.8	57.1
Avg. Dist. to Rail [m]	5.6	2.0	2.4	1.1	1.3	2.7
Avg. Stride Freq. [Hz]	2.3	2.6	2.6	2.5	2.5	2.3
Avg. Stride Length [m]	4.8	6.7	6.9	6.7	6.7	6.2



- [] Ranking at each section and finish
- .-.- No data available at this section
- NA No data available