



Mackay QLD Professional

Race 5: BOOK EVENT CENTRE FOR FUNCTIONS Class 6 Plate - 1050m

03 January 2025 - 15:23



MACKAY TURF CLUB
Ooralea Racecourse

Track Rating: Soft 5, Weather: Overcast, Rail Position: True

Section													Last 600m	
Field Times		Overall	1000m	800m	600m	400m	200m						0:34.02	
		1:00.67 (0:04.39)	0:56.28 (0:11.32)	0:44.96 (0:10.94)	0:34.02 (0:11.16)	0:22.86 (0:11.06)	0:11.80 (0:11.80)							
Rank	TAB	Horse/Jockey	Barrier	Top Speed [km/h]	Fastest Section							Margin	Distance Travelled [m]	
1	4	SUNNYCOAST Justin Stanley	5	68.1 800m	0:04.77 Overall	1:00.67 [1] (0:04.77)	0:55.90 [8] (0:11.15)	0:44.75 [3] (0:10.82)	0:33.93 [2] (0:11.07)	0:22.86 [1] (0:11.06)	0:11.80 [1] (0:11.80)	1:00.67	0:33.93	
2	6	BENCOOLEN Ashley Butler	6	68.2 1000m	0:04.72 Overall	1:00.77 [2] (0:04.72)	0:56.05 [6] (0:11.41)	0:44.64 [5] (0:10.81)	0:33.83 [4] (0:11.08)	0:22.75 [3] (0:10.95)	0:11.80 [2] (0:11.80)	0.6L	0:33.83	+6
3	11	SWEET KISSES Ryan Wiggins	1	67.4 600m	0:04.39 Overall	1:00.96 [3] (0:04.39)	0:56.57 [1] (0:11.48)	0:45.09 [2] (0:10.94)	0:34.15 [3] (0:11.14)	0:23.01 [2] (0:11.14)	0:11.87 [3] (0:11.87)	1.71L	0:34.15	+5
4	2	LEADERSHIP SPILL Nikki Olzard	3	67.4 800m	0:04.74 Overall	1:01.11 [4] (0:04.74)	0:56.37 [7] (0:11.47)	0:44.90 [6] (0:10.96)	0:33.94 [6] (0:11.13)	0:22.81 [7] (0:11.09)	0:11.72 [4] (0:11.72)	2.6L	0:33.94	+3
5	7	NIC ME SOME Warwick Satherley	7	66.7 600m	0:04.59 Overall	1:01.22 [5] (0:04.59)	0:56.63 [3] (0:11.70)	0:44.93 [7] (0:11.03)	0:33.90 [7] (0:10.93)	0:22.97 [6] (0:11.14)	0:11.83 [4] (0:11.83)	3.25L	0:33.90	+2
6	10	RUBUNKAR Jackson Murphy	8	67.0 800m	0:04.68 Overall	1:01.48 [6] (0:04.68)	0:56.80 [5] (0:11.74)	0:45.06 [8] (0:10.96)	0:34.10 [8] (0:11.14)	0:22.96 [8] (0:11.27)	0:11.69 [8] (0:11.69)	4.76L	0:34.10	+2
7	12	SENSATIONABULL Chelsea Jokic	4	66.9 800m	0:04.67 Overall	1:01.53 [7] (0:04.67)	0:56.86 [4] (0:11.35)	0:45.51 [4] (0:10.93)	0:34.58 [5] (0:11.30)	0:23.28 [5] (0:11.38)	0:11.90 [7] (0:11.90)	5.05L	0:34.58	+7
8	5	ANDY Nathan Thomas	9	66.4 800m	0:04.88 Overall	1:01.57 [8] (0:04.88)	0:56.69 [9] (0:11.60)	0:45.09 [9] (0:10.96)	0:34.13 [9] (0:11.18)	0:22.95 [9] (0:11.24)	0:11.71 [9] (0:11.71)	5.3L	0:34.13	+5
9	3	MILO MAN Adam Sewell	2	66.7 800m	0:04.51 Overall	1:01.65 [9] (0:04.51)	0:57.14 [2] (0:11.20)	0:45.94 [1] (0:10.94)	0:35.00 [1] (0:11.45)	0:23.55 [4] (0:11.38)	0:12.17 [6] (0:12.17)	5.8L	0:35.00	+5

Scratched: Gold Academy (#9), Get What You Give (#1), Magical Slipper (#8)

[] Ranking at each section and finish
-:--:- No data available at this section
NA No data available

SCN Saddle cloth number
DNF Did not finish
DNT Did not track



Horse/Jockey Name	Sunnycoast
Final Rank	1
Fastest Section Time (Section)	0:04.77 (Overall)
Top Speed [km/h] (Section)	68.1 (800m)
Race State	Finished



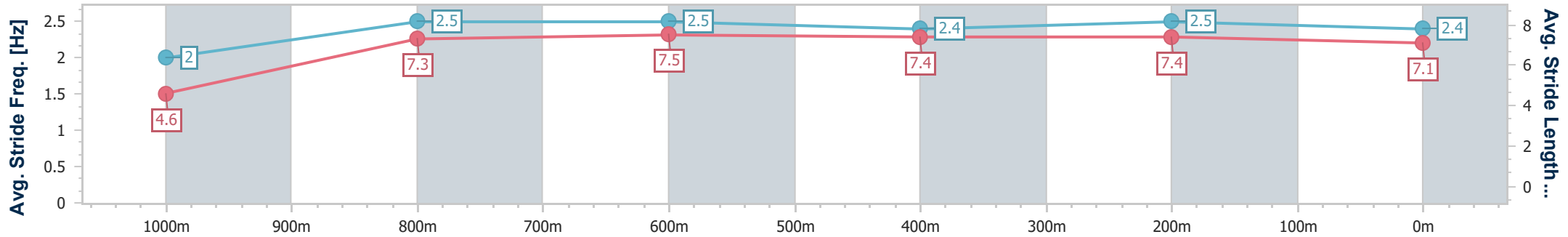
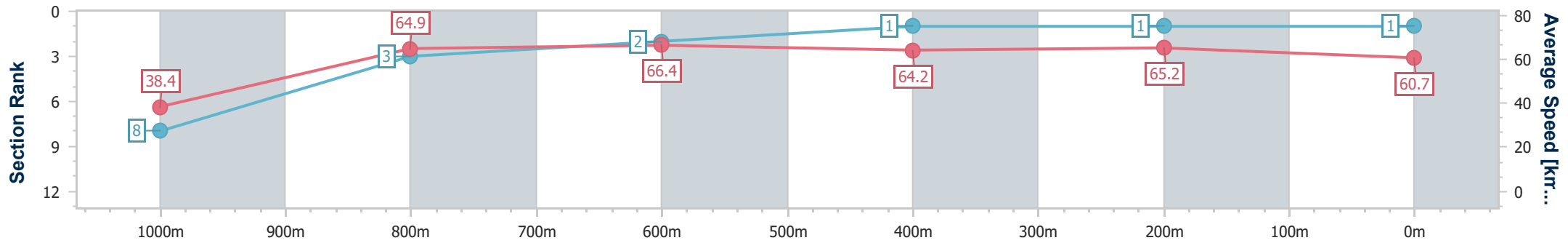
Mackay QLD Professional
Race 5: BOOK EVENT CENTRE FOR FUNCTIONS Class 6 Plate - 1050m



03 January 2025 - 15:23

Track Rating: Soft 5, Weather: Overcast, Rail Position: True

Section	Overall	1000m	800m	600m	400m	200m
Section Times	1:00.67 [1] (0:04.77)	0:55.90 [8] (0:11.15)	0:44.75 [3] (0:10.82)	0:33.93 [2] (0:11.07)	0:22.86 [1] (0:11.06)	0:11.80 [1] (0:11.80)
Average Speed [km/h]	38.4	64.9	66.4	64.2	65.2	60.7
Top Speed [km/h]	54.0	67.6	68.1	67.4	66.3	64.6
Avg. Dist. to Rail [m]	1.1	1.6	1.0	1.4	0.9	0.4
Avg. Stride Freq. [Hz]	2.0	2.5	2.5	2.4	2.5	2.4
Avg. Stride Length [m]	4.6	7.3	7.5	7.4	7.4	7.1



- [] Ranking at each section and finish
- .-.- No data available at this section
- NA No data available



Horse/Jockey Name	Bencoolen
Final Rank	2
Fastest Section Time (Section)	0:04.72 (Overall)
Top Speed [km/h] (Section)	68.2 (1000m)
Race State	Finished



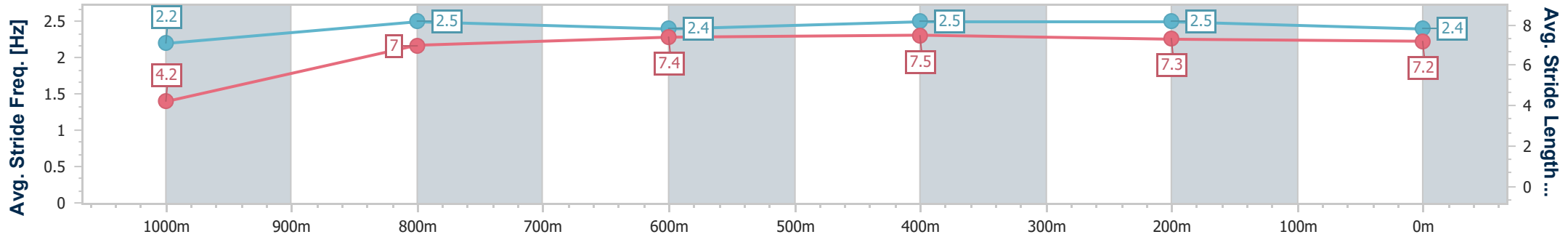
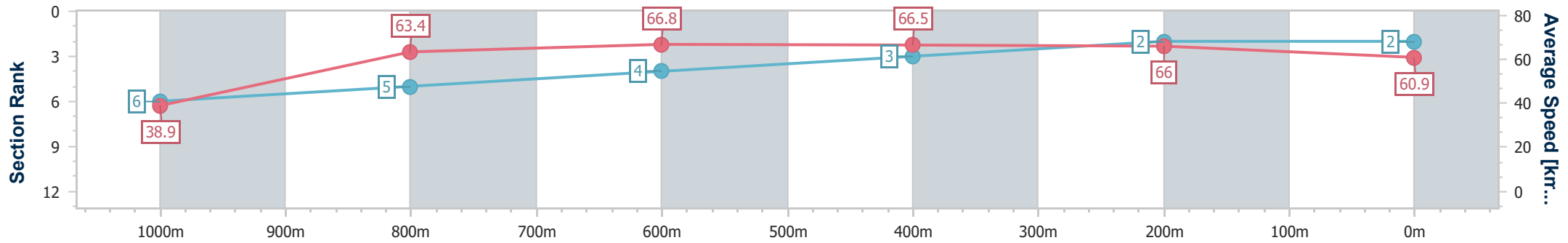
Mackay QLD Professional
Race 5: BOOK EVENT CENTRE FOR FUNCTIONS Class 6 Plate - 1050m



03 January 2025 - 15:23

Track Rating: Soft 5, Weather: Overcast, Rail Position: True

Section	Overall	1000m	800m	600m	400m	200m
Section Times	1:00.77 [2] (0:04.72)	0:56.05 [6] (0:11.41)	0:44.64 [5] (0:10.81)	0:33.83 [4] (0:11.08)	0:22.75 [3] (0:10.95)	0:11.80 [2] (0:11.80)
Average Speed [km/h]	38.9	63.4	66.8	66.5	66.0	60.9
Top Speed [km/h]	53.4	68.2	68.0	66.9	67.3	65.0
Avg. Dist. to Rail [m]	1.0	2.2	1.4	2.9	2.3	3.0
Avg. Stride Freq. [Hz]	2.2	2.5	2.4	2.5	2.5	2.4
Avg. Stride Length [m]	4.2	7.0	7.4	7.5	7.3	7.2



- [] Ranking at each section and finish
- .-.- No data available at this section
- NA No data available



Horse/Jockey Name	Sweet Kisses
Final Rank	3
Fastest Section Time (Section)	0:04.39 (Overall)
Top Speed [km/h] (Section)	67.4 (600m)
Race State	Finished



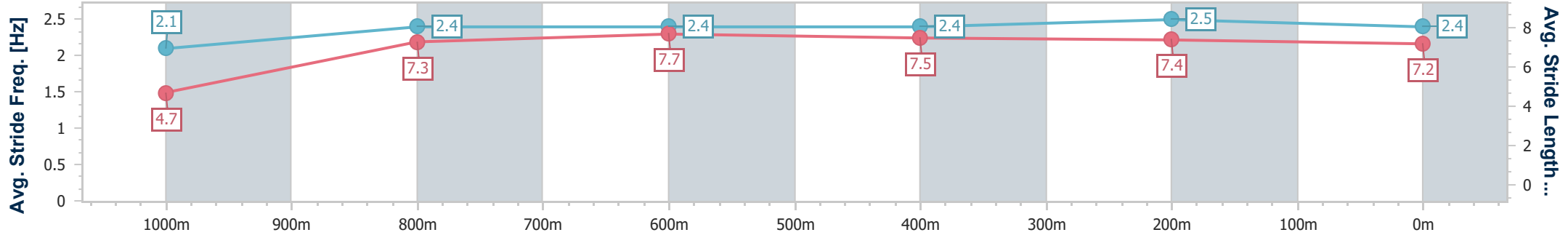
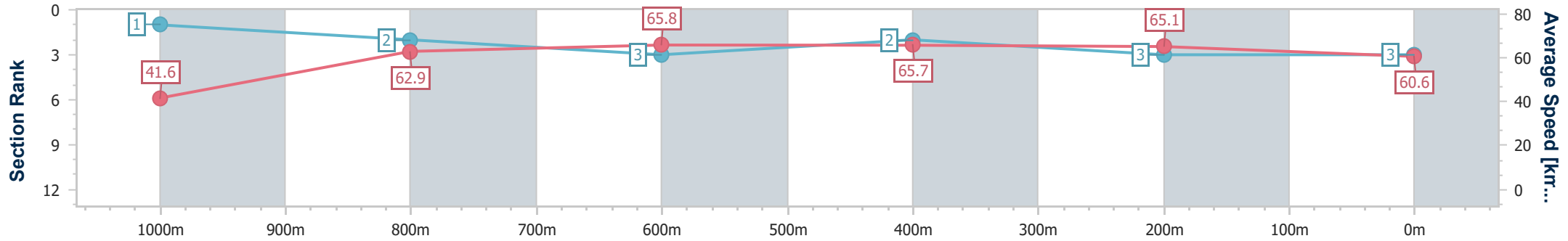
Mackay QLD Professional
Race 5: BOOK EVENT CENTRE FOR FUNCTIONS Class 6 Plate - 1050m



03 January 2025 - 15:23

Track Rating: Soft 5, Weather: Overcast, Rail Position: True

Section	Overall	1000m	800m	600m	400m	200m
Section Times	1:00.96 [3] (0:04.39)	0:56.57 [1] (0:11.48)	0:45.09 [2] (0:10.94)	0:34.15 [3] (0:11.14)	0:23.01 [2] (0:11.14)	0:11.87 [3] (0:11.87)
Average Speed [km/h]	41.6	62.9	65.8	65.7	65.1	60.6
Top Speed [km/h]	53.7	65.9	66.4	67.4	66.4	64.3
Avg. Dist. to Rail [m]	4.3	0.8	0.5	2.5	2.7	2.6
Avg. Stride Freq. [Hz]	2.1	2.4	2.4	2.4	2.5	2.4
Avg. Stride Length [m]	4.7	7.3	7.7	7.5	7.4	7.2



- [] Ranking at each section and finish
- .-.- No data available at this section
- NA No data available



Horse/Jockey Name	Leadership Spill
Final Rank	4
Fastest Section Time (Section)	0:04.74 (Overall)
Top Speed [km/h] (Section)	67.4 (800m)
Race State	Finished



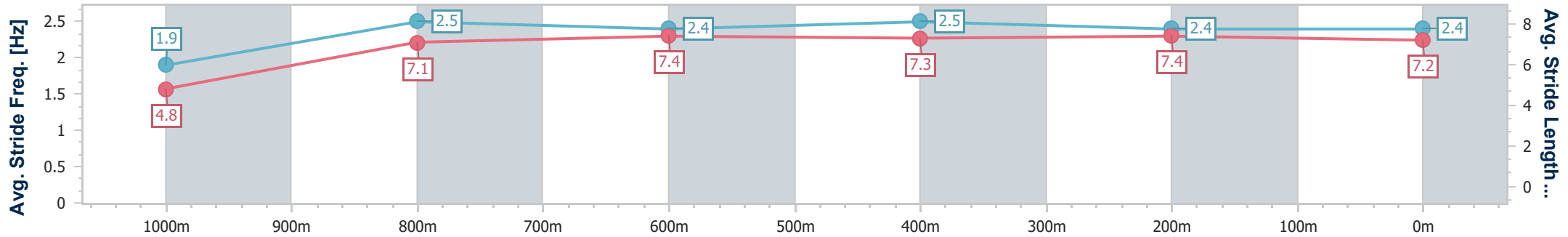
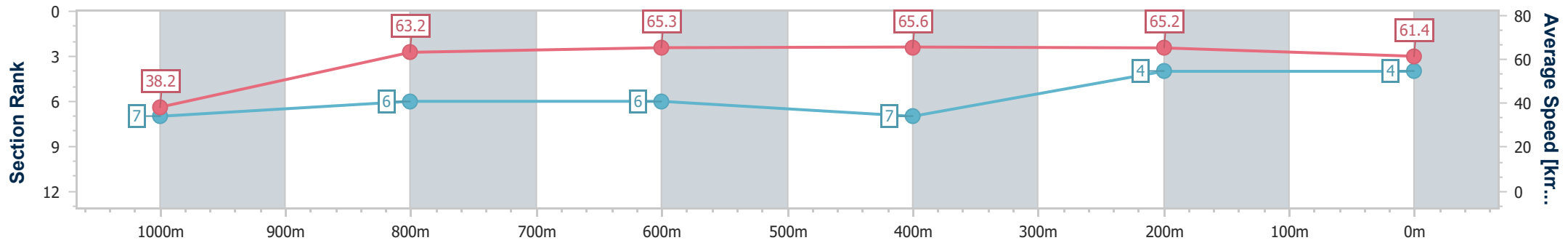
Mackay QLD Professional
Race 5: BOOK EVENT CENTRE FOR FUNCTIONS Class 6 Plate - 1050m



03 January 2025 - 15:23

Track Rating: Soft 5, Weather: Overcast, Rail Position: True

Section	Overall	1000m	800m	600m	400m	200m
Section Times	1:01.11 [4] (0:04.74)	0:56.37 [7] (0:11.47)	0:44.90 [6] (0:10.96)	0:33.94 [6] (0:11.13)	0:22.81 [7] (0:11.09)	0:11.72 [4] (0:11.72)
Average Speed [km/h]	38.2	63.2	65.3	65.6	65.2	61.4
Top Speed [km/h]	53.7	66.5	67.4	65.9	65.7	65.6
Avg. Dist. to Rail [m]	2.4	0.9	0.8	2.0	1.3	0.9
Avg. Stride Freq. [Hz]	1.9	2.5	2.4	2.5	2.4	2.4
Avg. Stride Length [m]	4.8	7.1	7.4	7.3	7.4	7.2



- [] Ranking at each section and finish
- .-.- No data available at this section
- NA No data available



Horse/Jockey Name	Nic Me Some
Final Rank	5
Fastest Section Time (Section)	0:04.59 (Overall)
Top Speed [km/h] (Section)	66.7 (600m)
Race State	Finished



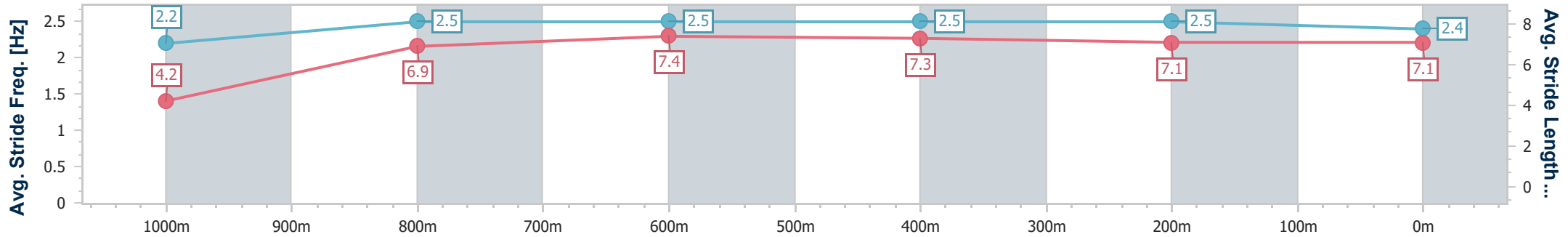
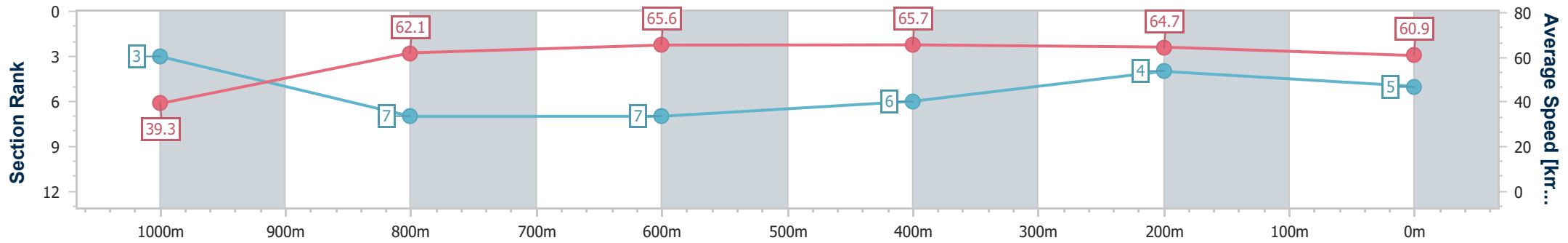
Mackay QLD Professional
Race 5: BOOK EVENT CENTRE FOR FUNCTIONS Class 6 Plate - 1050m



03 January 2025 - 15:23

Track Rating: Soft 5, Weather: Overcast, Rail Position: True

Section	Overall	1000m	800m	600m	400m	200m
Section Times	1:01.22 [5] (0:04.59)	0:56.63 [3] (0:11.70)	0:44.93 [7] (0:11.03)	0:33.90 [7] (0:10.93)	0:22.97 [6] (0:11.14)	0:11.83 [4] (0:11.83)
Average Speed [km/h]	39.3	62.1	65.6	65.7	64.7	60.9
Top Speed [km/h]	53.1	64.8	66.5	66.7	66.3	65.9
Avg. Dist. to Rail [m]	2.1	4.2	1.9	1.0	3.1	3.6
Avg. Stride Freq. [Hz]	2.2	2.5	2.5	2.5	2.5	2.4
Avg. Stride Length [m]	4.2	6.9	7.4	7.3	7.1	7.1



- [] Ranking at each section and finish
- .-.- No data available at this section
- NA No data available



Horse/Jockey Name	Rubunkar
Final Rank	6
Fastest Section Time (Section)	0:04.68 (Overall)
Top Speed [km/h] (Section)	67.0 (800m)
Race State	Finished



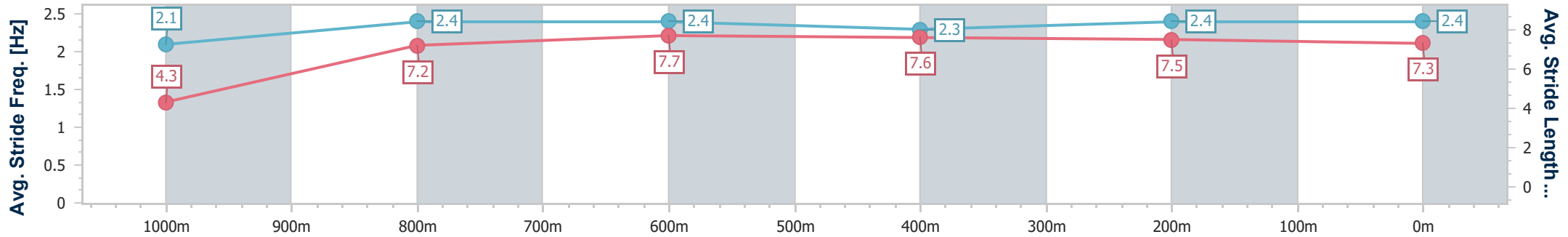
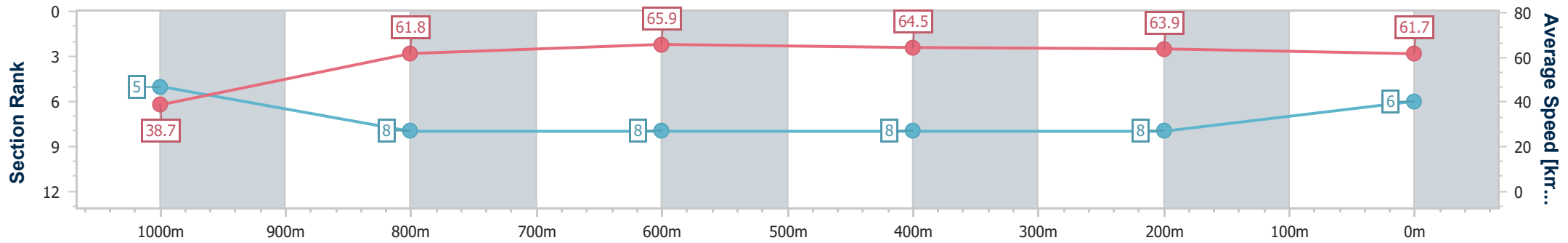
Mackay QLD Professional
Race 5: BOOK EVENT CENTRE FOR FUNCTIONS Class 6 Plate
- 1050m



03 January 2025 - 15:23

Track Rating: Soft 5, Weather: Overcast, Rail Position: True

Section	Overall	1000m	800m	600m	400m	200m
Section Times	1:01.48 [6] (0:04.68)	0:56.80 [5] (0:11.74)	0:45.06 [8] (0:10.96)	0:34.10 [8] (0:11.14)	0:22.96 [8] (0:11.27)	0:11.69 [8] (0:11.69)
Average Speed [km/h]	38.7	61.8	65.9	64.5	63.9	61.7
Top Speed [km/h]	50.9	66.8	67.0	65.5	65.7	65.0
Avg. Dist. to Rail [m]	2.9	4.0	0.6	0.7	1.9	2.7
Avg. Stride Freq. [Hz]	2.1	2.4	2.4	2.3	2.4	2.4
Avg. Stride Length [m]	4.3	7.2	7.7	7.6	7.5	7.3



- [] Ranking at each section and finish
- .-.- No data available at this section
- NA No data available



Horse/Jockey Name	Sensationabull
Final Rank	7
Fastest Section Time (Section)	0:04.67 (Overall)
Top Speed [km/h] (Section)	66.9 (800m)
Race State	Finished



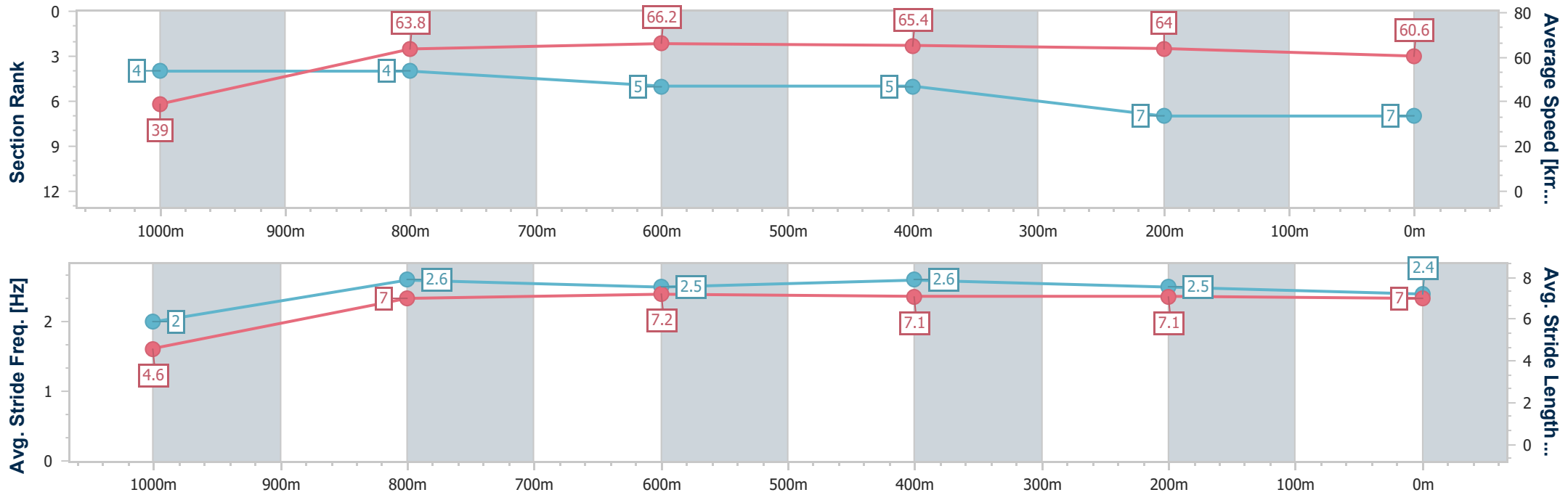
Mackay QLD Professional
Race 5: BOOK EVENT CENTRE FOR FUNCTIONS Class 6 Plate - 1050m



03 January 2025 - 15:23

Track Rating: Soft 5, Weather: Overcast, Rail Position: True

Section	Overall	1000m	800m	600m	400m	200m
Section Times	1:01.53 [7] (0:04.67)	0:56.86 [4] (0:11.35)	0:45.51 [4] (0:10.93)	0:34.58 [5] (0:11.30)	0:23.28 [5] (0:11.38)	0:11.90 [7] (0:11.90)
Average Speed [km/h]	39.0	63.8	66.2	65.4	64.0	60.6
Top Speed [km/h]	54.5	66.7	66.9	66.8	65.8	63.4
Avg. Dist. to Rail [m]	2.0	2.0	2.2	3.3	4.5	5.2
Avg. Stride Freq. [Hz]	2.0	2.6	2.5	2.6	2.5	2.4
Avg. Stride Length [m]	4.6	7.0	7.2	7.1	7.1	7.0



- [] Ranking at each section and finish
- .-.- No data available at this section
- NA No data available



Horse/Jockey Name	Andy
Final Rank	8
Fastest Section Time (Section)	0:04.88 (Overall)
Top Speed [km/h] (Section)	66.4 (800m)
Race State	Finished



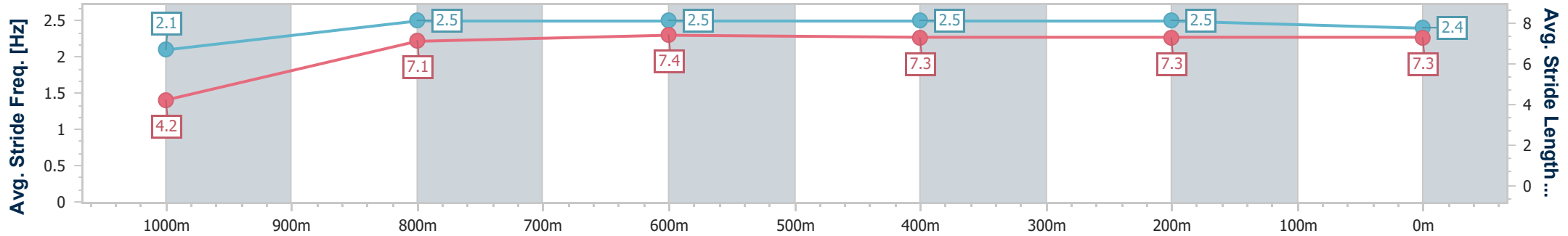
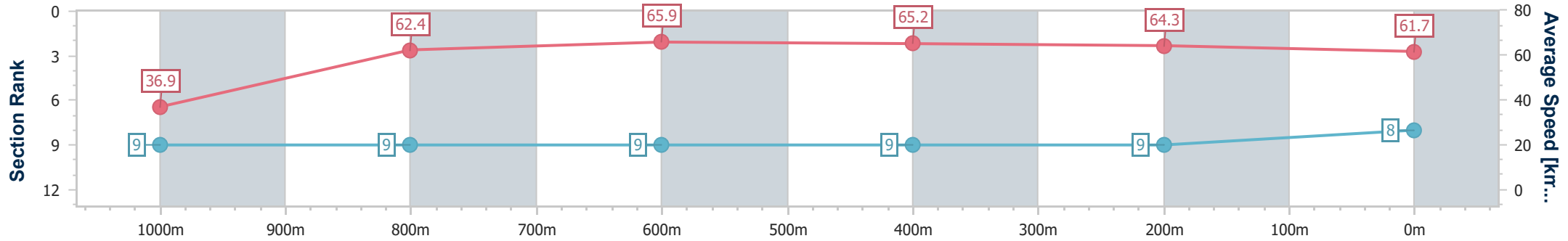
Mackay QLD Professional
Race 5: BOOK EVENT CENTRE FOR FUNCTIONS Class 6 Plate - 1050m



03 January 2025 - 15:23

Track Rating: Soft 5, Weather: Overcast, Rail Position: True

Section	Overall	1000m	800m	600m	400m	200m
Section Times	1:01.57 [8] (0:04.88)	0:56.69 [9] (0:11.60)	0:45.09 [9] (0:10.96)	0:34.13 [9] (0:11.18)	0:22.95 [9] (0:11.24)	0:11.71 [9] (0:11.71)
Average Speed [km/h]	36.9	62.4	65.9	65.2	64.3	61.7
Top Speed [km/h]	52.3	65.4	66.4	66.2	66.1	64.5
Avg. Dist. to Rail [m]	2.6	3.4	0.5	1.6	4.3	4.7
Avg. Stride Freq. [Hz]	2.1	2.5	2.5	2.5	2.5	2.4
Avg. Stride Length [m]	4.2	7.1	7.4	7.3	7.3	7.3



- [] Ranking at each section and finish
- .-.- No data available at this section
- NA No data available



Horse/Jockey Name	Milo Man
Final Rank	9
Fastest Section Time (Section)	0:04.51 (Overall)
Top Speed [km/h] (Section)	66.7 (800m)
Race State	Finished



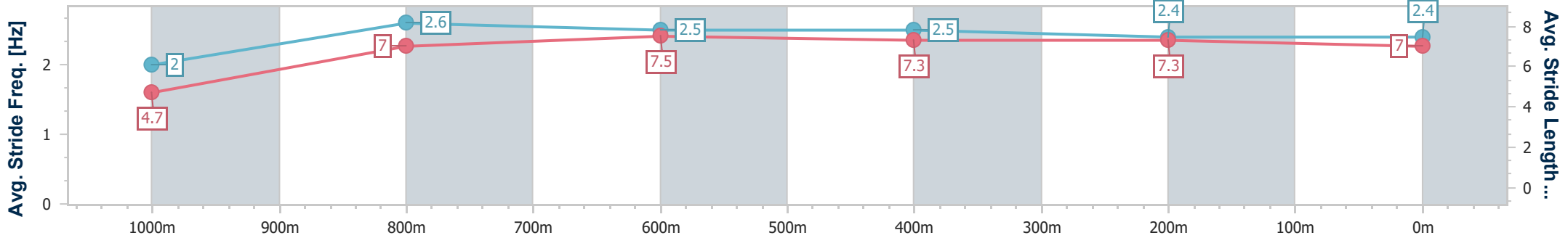
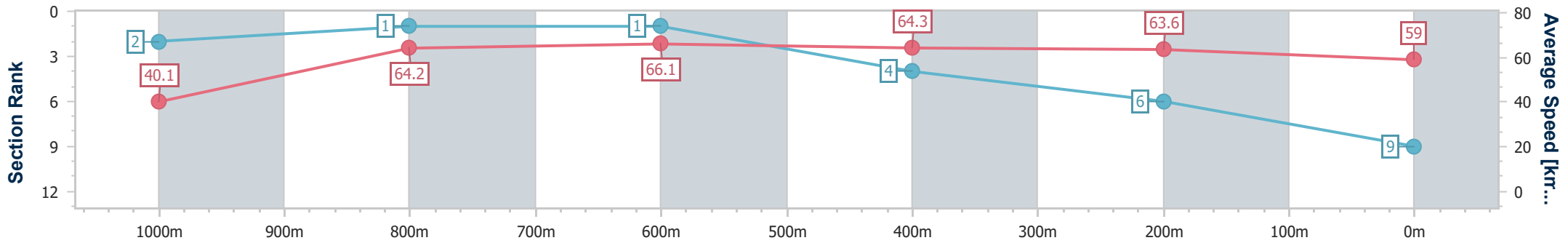
Mackay QLD Professional
Race 5: BOOK EVENT CENTRE FOR FUNCTIONS Class 6 Plate - 1050m



03 January 2025 - 15:23

Track Rating: Soft 5, Weather: Overcast, Rail Position: True

Section	Overall	1000m	800m	600m	400m	200m
Section Times	1:01.65 [9] (0:04.51)	0:57.14 [2] (0:11.20)	0:45.94 [1] (0:10.94)	0:35.00 [1] (0:11.45)	0:23.55 [4] (0:11.38)	0:12.17 [6] (0:12.17)
Average Speed [km/h]	40.1	64.2	66.1	64.3	63.6	59.0
Top Speed [km/h]	55.2	66.7	66.7	65.5	65.5	64.9
Avg. Dist. to Rail [m]	3.6	0.5	0.6	3.4	2.5	0.7
Avg. Stride Freq. [Hz]	2.0	2.6	2.5	2.5	2.4	2.4
Avg. Stride Length [m]	4.7	7.0	7.5	7.3	7.3	7.0



- [] Ranking at each section and finish
- .-.- No data available at this section
- NA No data available