



Mackay QLD Professional

Race 6: PHOTO BOOTH MAGIC BENCHMARK 65 Handicap - 1200m

03 January 2025 - 15:58



MACKAY TURF CLUB
Ooralea Racecourse

Track Rating: Soft 5, Weather: Overcast, Rail Position: True

Section													Last 600m					
Field Times		Overall	1000m	800m	600m	400m	200m						0:34.89					
		1:10.73 (0:13.25)	0:57.48 (0:11.18)	0:46.30 (0:11.41)	0:34.89 (0:11.76)	0:23.13 (0:11.43)	0:11.70 (0:11.70)											
Rank	TAB	Horse/Jockey	Barrier	Top Speed [km/h]	Fastest Section												Margin	Distance Travelled [m]
1	11	AIDENABET Chelsea Jokic	1	65.9 800m	0:11.13 800m	1:10.73 [1] (0:13.57)	0:57.16 [4] (0:11.26)	0:45.90 [4] (0:11.13)	0:34.77 [3] (0:11.64)	0:23.13 [1] (0:11.43)	0:11.70 [1] (0:11.70)	1:10.73	0:34.77					
2	10	FLYING MAPLE Nathan Thomas	10	66.2 1000m	0:11.20 400m	1:10.90 [2] (0:13.93)	0:56.97 [8] (0:11.28)	0:45.69 [8] (0:11.32)	0:34.37 [8] (0:11.47)	0:22.90 [5] (0:11.20)	0:11.70 [3] (0:11.70)	1.01L	0:34.37	+9				
3	9	WIN AND TONIC Ryan Wiggins	7	66.1 1000m	0:11.18 1000m	1:11.01 [3] (0:13.25)	0:57.76 [1] (0:11.18)	0:46.58 [1] (0:11.41)	0:35.17 [1] (0:11.78)	0:23.39 [2] (0:11.46)	0:11.93 [2] (0:11.93)	1.62L	0:35.17	+3				
4	13	NINE CARATS Tahlia Fenlon	3	66.2 1000m	0:11.35 1000m	1:11.22 [4] (0:13.96)	0:57.26 [9] (0:11.35)	0:45.91 [9] (0:11.46)	0:34.45 [9] (0:11.41)	0:23.04 [8] (0:11.36)	0:11.68 [7] (0:11.68)	2.9L	0:34.45	+5				
5	2	GET WHAT YOU GIVE Samantha Zoljan	5	66.2 400m	0:11.24 400m	1:11.37 [5] (0:13.74)	0:57.63 [6] (0:11.29)	0:46.34 [6] (0:11.33)	0:35.01 [6] (0:11.84)	0:23.17 [9] (0:11.24)	0:11.93 [6] (0:11.93)	3.74L	0:35.01	+7				
6	3	BARNEY RABBLE Adrian Layt	6	66.0 800m	0:11.30 1000m	1:11.55 [6] (0:13.50)	0:58.05 [3] (0:11.30)	0:46.75 [3] (0:11.42)	0:35.33 [4] (0:11.74)	0:23.59 [4] (0:11.38)	0:12.21 [5] (0:12.21)	4.8L	0:35.33	+7				
7	14	JUST FRANK Georgina Cartwright	2	65.3 800m	0:11.22 1000m	1:11.66 [7] (0:13.88)	0:57.78 [7] (0:11.22)	0:46.56 [7] (0:11.27)	0:35.29 [7] (0:11.80)	0:23.49 [7] (0:11.45)	0:12.04 [8] (0:12.04)	5.44L	0:35.29	+2				
8	12	QUEENSLANDER Leah Martyn	4	66.7 800m	0:11.26 800m	1:11.68 [8] (0:14.18)	0:57.50 [10] (0:11.35)	0:46.15 [10] (0:11.26)	0:34.89 [10] (0:11.59)	0:23.30 [10] (0:11.43)	0:11.87 [9] (0:11.87)	5.59L	0:34.89	-1				
9	8	COLD POWER McKenzie Apel	8	67.4 1000m	0:11.08 1000m	1:11.87 [9] (0:13.48)	0:58.39 [2] (0:11.08)	0:47.31 [2] (0:11.38)	0:35.93 [2] (0:11.74)	0:24.19 [3] (0:11.65)	0:12.54 [4] (0:12.54)	6.73L	0:35.93	+6				
10	4	DUSKY DAMSEL Jackson Murphy	9	65.8 1000m	0:11.23 1000m	1:12.49 [10] (0:13.63)	0:58.86 [5] (0:11.23)	0:47.63 [5] (0:11.39)	0:36.24 [5] (0:11.77)	0:24.47 [6] (0:11.86)	0:12.61 [10] (0:12.61)	10.33L	0:36.24	+11				

Scratched: Cavente (#7), Nic Me Some (#6), Free State (#1), Fortress Australia (#5)

[] Ranking at each section and finish
-:--:-- No data available at this section
NA No data available

SCN Saddle cloth number
DNF Did not finish
DNT Did not track



Horse/Jockey Name	Aidenabet
Final Rank	1
Fastest Section Time (Section)	0:11.13 (800m)
Top Speed [km/h] (Section)	65.9 (800m)
Race State	Finished



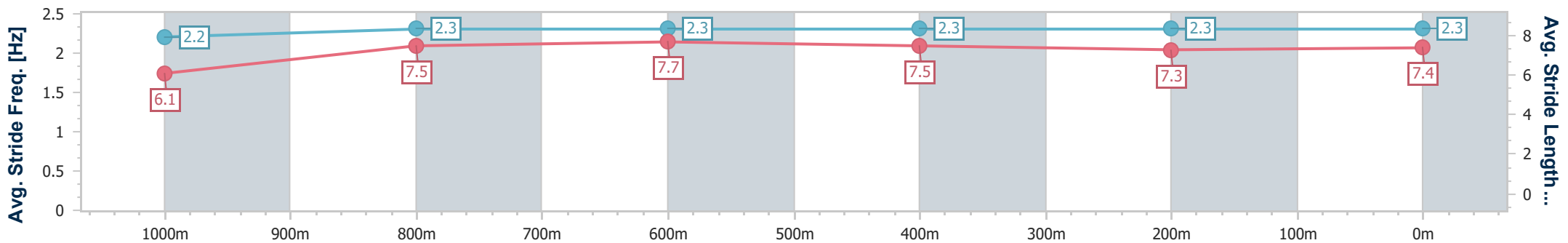
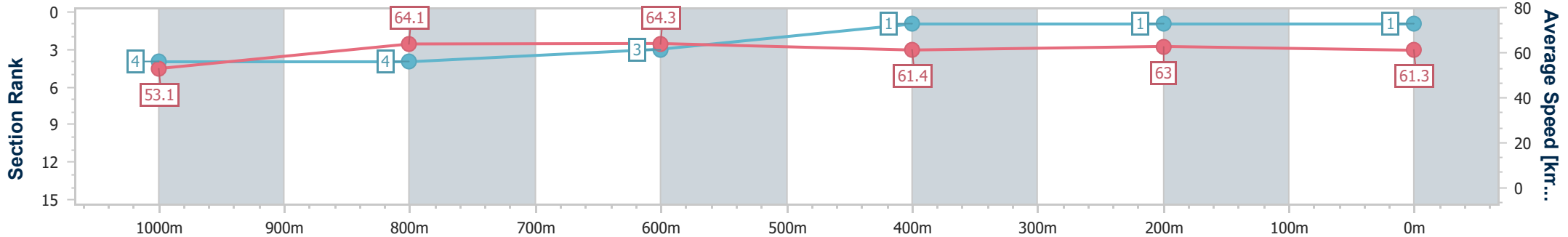
Mackay QLD Professional
Race 6: PHOTO BOOTH MAGIC BENCHMARK 65 Handicap - 1200m



03 January 2025 - 15:58

Track Rating: Soft 5, Weather: Overcast, Rail Position: True

Section	Overall	1000m	800m	600m	400m	200m
Section Times	1:10.73 [1] (0:13.57)	0:57.16 [4] (0:11.26)	0:45.90 [4] (0:11.13)	0:34.77 [3] (0:11.64)	0:23.13 [1] (0:11.43)	0:11.70 [1] (0:11.70)
Average Speed [km/h]	53.1	64.1	64.3	61.4	63.0	61.3
Top Speed [km/h]	64.6	64.9	65.9	61.9	64.0	63.5
Avg. Dist. to Rail [m]	1.4	0.5	0.7	1.3	1.0	2.2
Avg. Stride Freq. [Hz]	2.2	2.3	2.3	2.3	2.3	2.3
Avg. Stride Length [m]	6.1	7.5	7.7	7.5	7.3	7.4



- [] Ranking at each section and finish
- .-.- No data available at this section
- NA No data available



Horse/Jockey Name	Flying Maple
Final Rank	2
Fastest Section Time (Section)	0:11.20 (400m)
Top Speed [km/h] (Section)	66.2 (1000m)
Race State	Finished



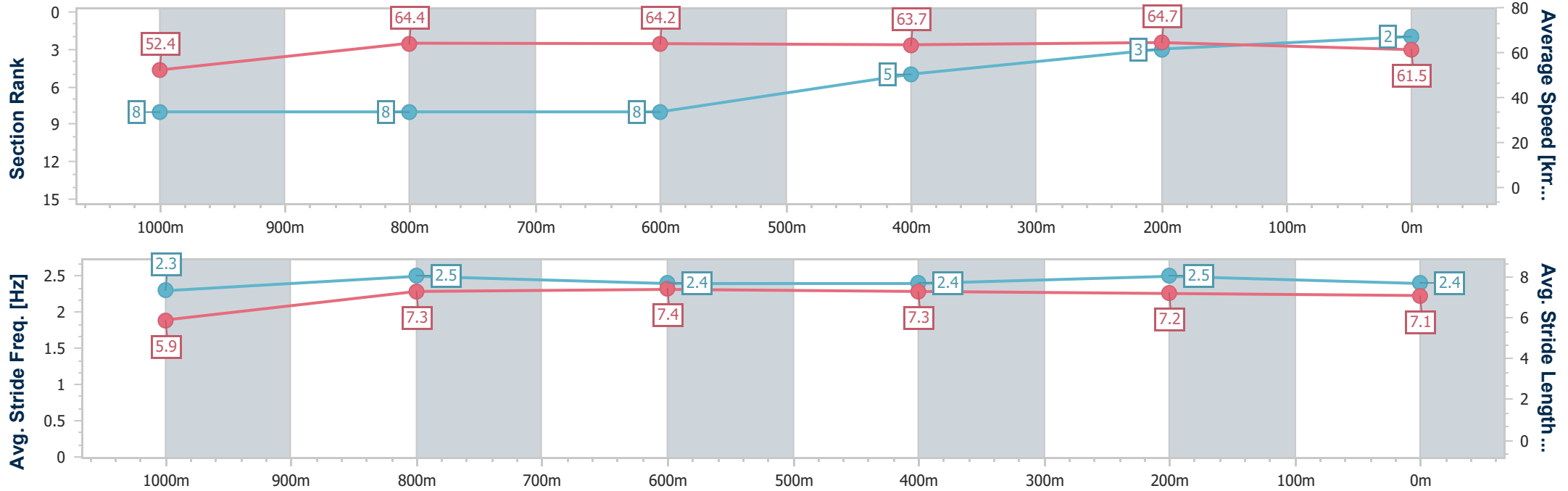
Mackay QLD Professional
Race 6: PHOTO BOOTH MAGIC BENCHMARK 65 Handicap - 1200m



03 January 2025 - 15:58

Track Rating: Soft 5, Weather: Overcast, Rail Position: True

Section	Overall	1000m	800m	600m	400m	200m
Section Times	1:10.90 [2] (0:13.93)	0:56.97 [8] (0:11.28)	0:45.69 [8] (0:11.32)	0:34.37 [8] (0:11.47)	0:22.90 [5] (0:11.20)	0:11.70 [3] (0:11.70)
Average Speed [km/h]	52.4	64.4	64.2	63.7	64.7	61.5
Top Speed [km/h]	65.4	66.2	66.2	65.0	65.9	64.2
Avg. Dist. to Rail [m]	7.8	3.4	2.7	2.0	4.1	3.7
Avg. Stride Freq. [Hz]	2.3	2.5	2.4	2.4	2.5	2.4
Avg. Stride Length [m]	5.9	7.3	7.4	7.3	7.2	7.1



- [] Ranking at each section and finish
- .-.- No data available at this section
- NA No data available



Horse/Jockey Name	Win And Tonic
Final Rank	3
Fastest Section Time (Section)	0:11.18 (1000m)
Top Speed [km/h] (Section)	66.1 (1000m)
Race State	Finished



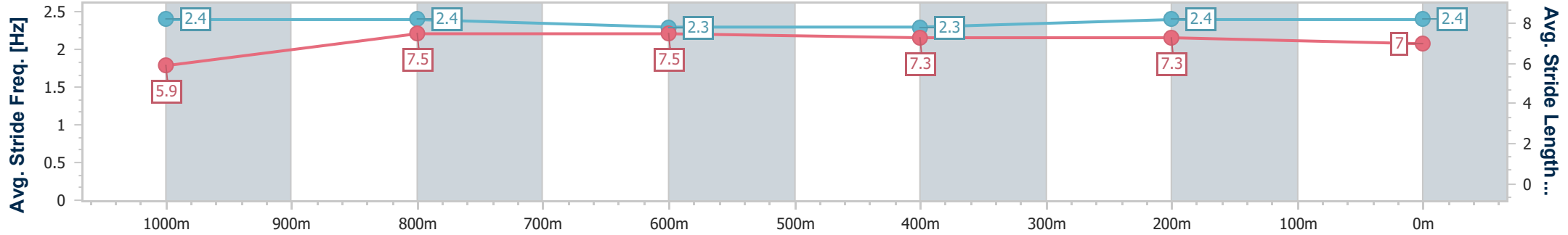
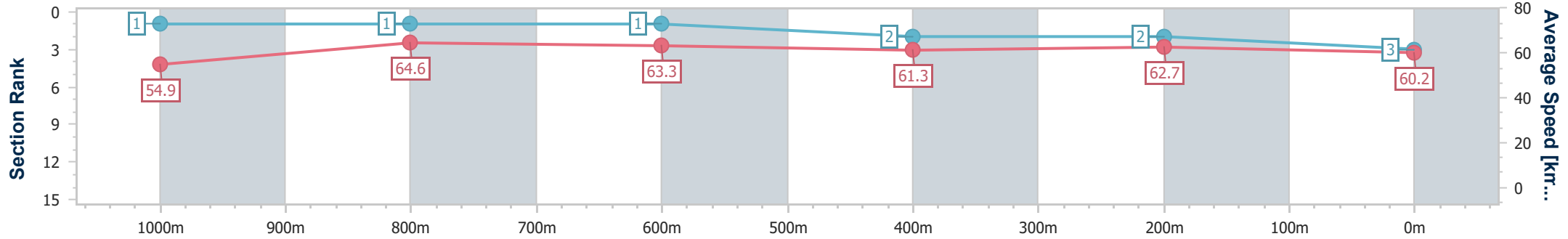
Mackay QLD Professional
Race 6: PHOTO BOOTH MAGIC BENCHMARK 65 Handicap - 1200m



03 January 2025 - 15:58

Track Rating: Soft 5, Weather: Overcast, Rail Position: True

Section	Overall	1000m	800m	600m	400m	200m
Section Times	1:11.01 [3] (0:13.25)	0:57.76 [1] (0:11.18)	0:46.58 [1] (0:11.41)	0:35.17 [1] (0:11.78)	0:23.39 [2] (0:11.46)	0:11.93 [2] (0:11.93)
Average Speed [km/h]	54.9	64.6	63.3	61.3	62.7	60.2
Top Speed [km/h]	65.3	66.1	65.2	62.2	63.3	62.8
Avg. Dist. to Rail [m]	5.2	1.6	1.4	0.1	0.7	1.2
Avg. Stride Freq. [Hz]	2.4	2.4	2.3	2.3	2.4	2.4
Avg. Stride Length [m]	5.9	7.5	7.5	7.3	7.3	7.0



- [] Ranking at each section and finish
- .-.- No data available at this section
- NA No data available



Horse/Jockey Name	Nine Carats
Final Rank	4
Fastest Section Time (Section)	0:11.35 (1000m)
Top Speed [km/h] (Section)	66.2 (1000m)
Race State	Finished



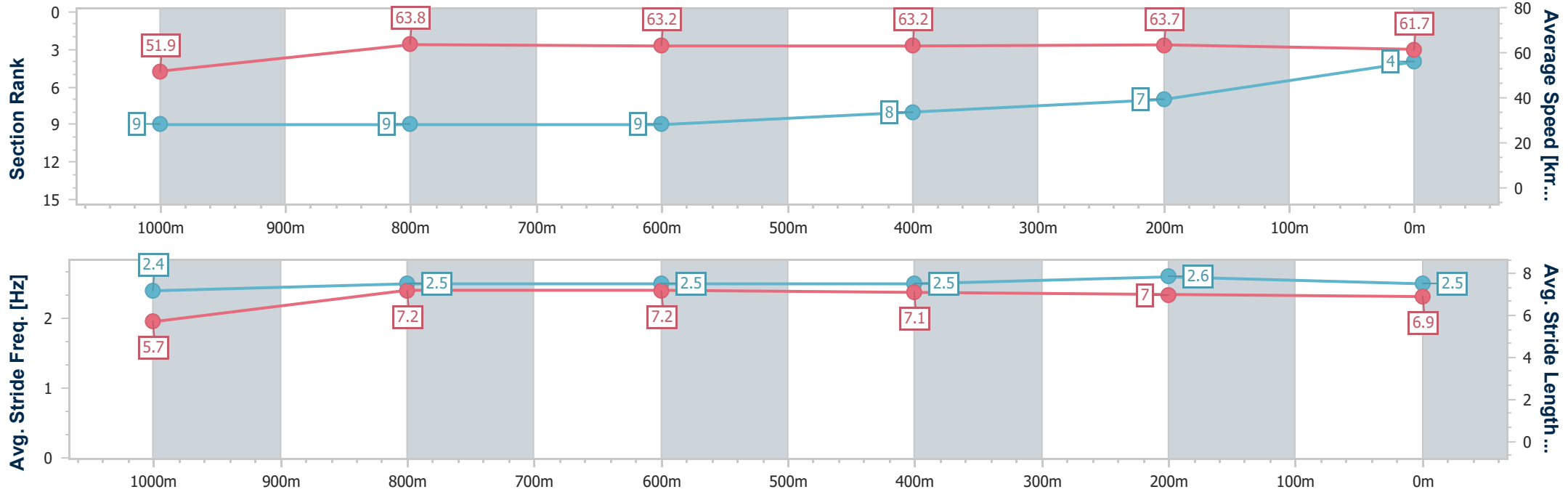
Mackay QLD Professional
Race 6: PHOTO BOOTH MAGIC BENCHMARK 65 Handicap - 1200m



03 January 2025 - 15:58

Track Rating: Soft 5, Weather: Overcast, Rail Position: True

Section	Overall	1000m	800m	600m	400m	200m
Section Times	1:11.22 [4] (0:13.96)	0:57.26 [9] (0:11.35)	0:45.91 [9] (0:11.46)	0:34.45 [9] (0:11.41)	0:23.04 [8] (0:11.36)	0:11.68 [7] (0:11.68)
Average Speed [km/h]	51.9	63.8	63.2	63.2	63.7	61.7
Top Speed [km/h]	63.6	66.2	64.7	64.3	65.7	63.9
Avg. Dist. to Rail [m]	3.0	2.3	2.8	1.1	4.6	6.7
Avg. Stride Freq. [Hz]	2.4	2.5	2.5	2.5	2.6	2.5
Avg. Stride Length [m]	5.7	7.2	7.2	7.1	7.0	6.9



- [] Ranking at each section and finish
- .-.- No data available at this section
- NA No data available



Horse/Jockey Name	Get What You Give
Final Rank	5
Fastest Section Time (Section)	0:11.24 (400m)
Top Speed [km/h] (Section)	66.2 (400m)
Race State	Finished



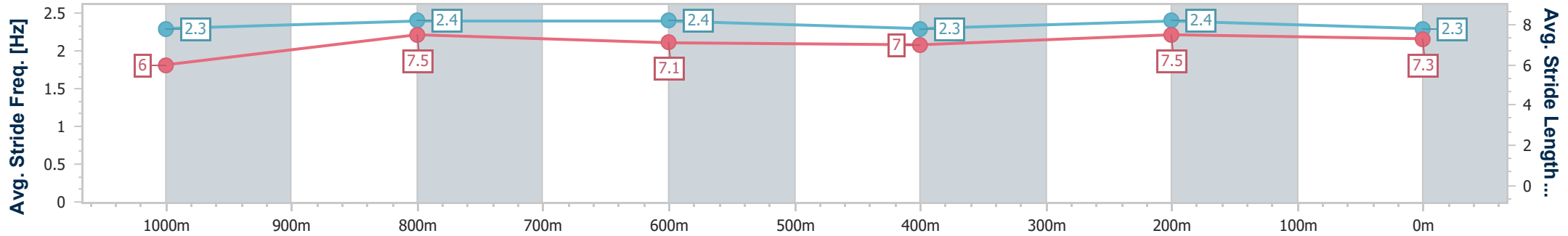
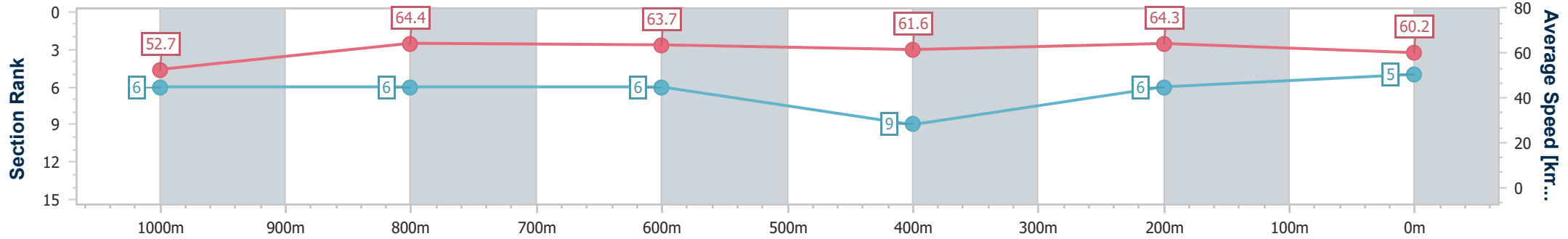
Mackay QLD Professional
Race 6: PHOTO BOOTH MAGIC BENCHMARK 65 Handicap - 1200m



03 January 2025 - 15:58

Track Rating: Soft 5, Weather: Overcast, Rail Position: True

Section	Overall	1000m	800m	600m	400m	200m
Section Times	1:11.37 [5] (0:13.74)	0:57.63 [6] (0:11.29)	0:46.34 [6] (0:11.33)	0:35.01 [6] (0:11.84)	0:23.17 [9] (0:11.24)	0:11.93 [6] (0:11.93)
Average Speed [km/h]	52.7	64.4	63.7	61.6	64.3	60.2
Top Speed [km/h]	63.8	65.6	65.2	64.1	66.2	63.6
Avg. Dist. to Rail [m]	4.4	2.5	2.4	1.5	2.0	1.3
Avg. Stride Freq. [Hz]	2.3	2.4	2.4	2.3	2.4	2.3
Avg. Stride Length [m]	6.0	7.5	7.1	7.0	7.5	7.3



- [] Ranking at each section and finish
- .-.- No data available at this section
- NA No data available



Horse/Jockey Name	Barney Rabble
Final Rank	6
Fastest Section Time (Section)	0:11.30 (1000m)
Top Speed [km/h] (Section)	66.0 (800m)
Race State	Finished



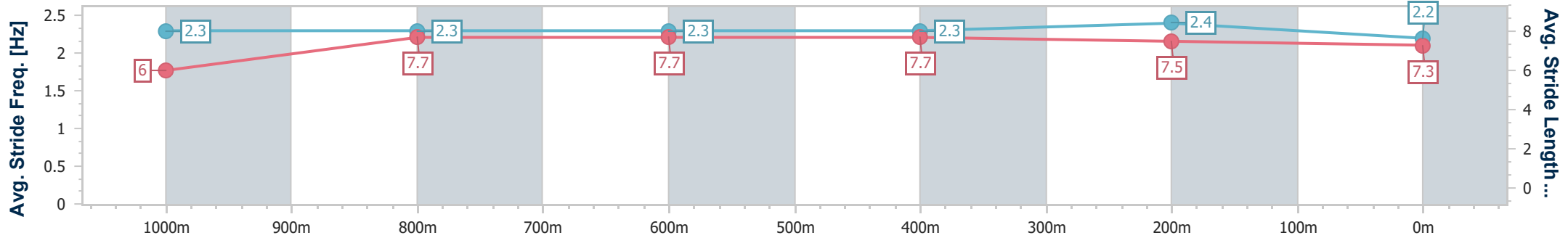
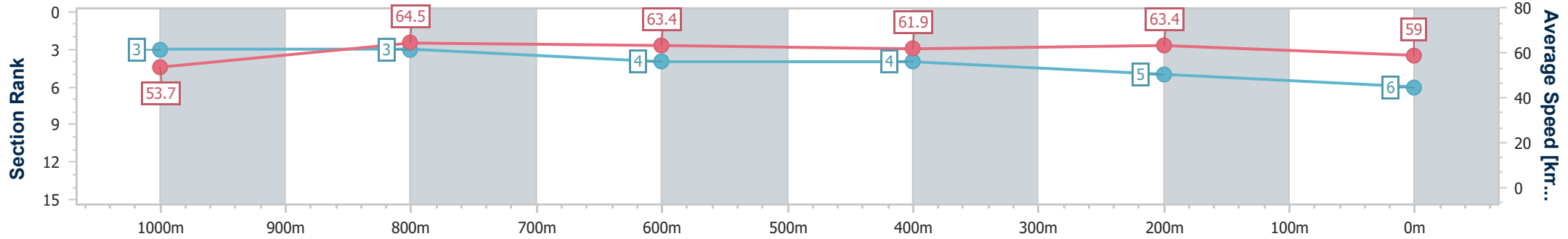
Mackay QLD Professional
Race 6: PHOTO BOOTH MAGIC BENCHMARK 65 Handicap - 1200m



03 January 2025 - 15:58

Track Rating: Soft 5, Weather: Overcast, Rail Position: True

Section	Overall	1000m	800m	600m	400m	200m
Section Times	1:11.55 [6] (0:13.50)	0:58.05 [3] (0:11.30)	0:46.75 [3] (0:11.42)	0:35.33 [4] (0:11.74)	0:23.59 [4] (0:11.38)	0:12.21 [5] (0:12.21)
Average Speed [km/h]	53.7	64.5	63.4	61.9	63.4	59.0
Top Speed [km/h]	65.7	65.8	66.0	63.1	64.6	62.0
Avg. Dist. to Rail [m]	5.2	3.1	2.6	0.7	3.5	5.0
Avg. Stride Freq. [Hz]	2.3	2.3	2.3	2.3	2.4	2.2
Avg. Stride Length [m]	6.0	7.7	7.7	7.7	7.5	7.3



- [] Ranking at each section and finish
- .-.- No data available at this section
- NA No data available



Horse/Jockey Name	Just Frank
Final Rank	7
Fastest Section Time (Section)	0:11.22 (1000m)
Top Speed [km/h] (Section)	65.3 (800m)
Race State	Finished



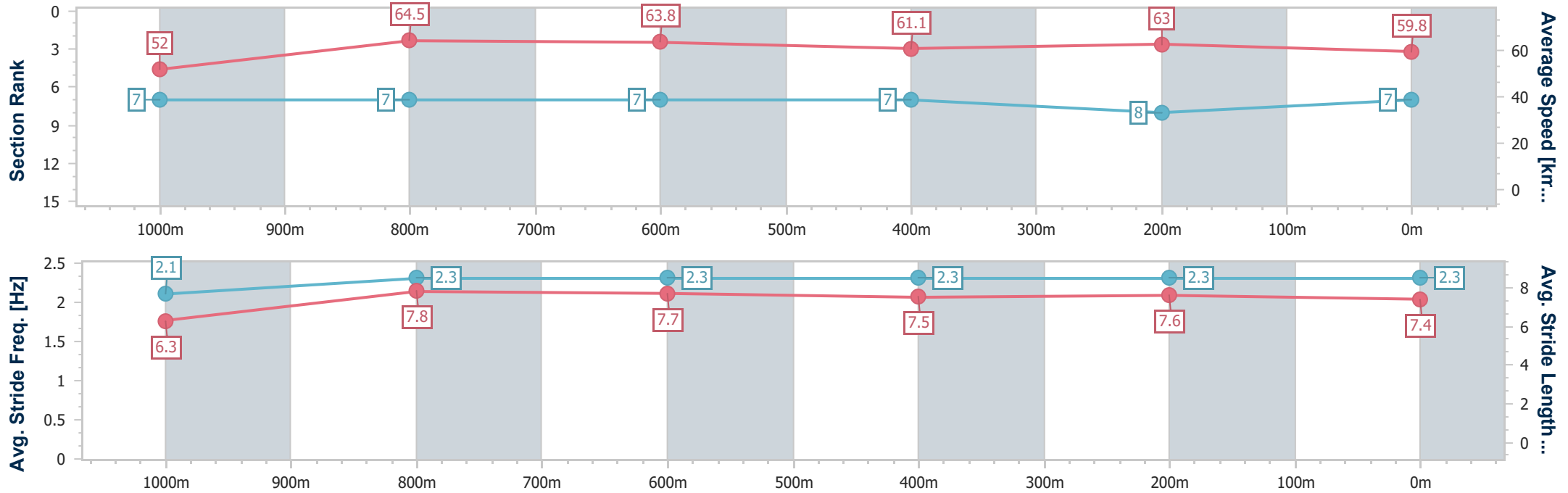
Mackay QLD Professional
Race 6: PHOTO BOOTH MAGIC BENCHMARK 65 Handicap - 1200m



03 January 2025 - 15:58

Track Rating: Soft 5, Weather: Overcast, Rail Position: True

Section	Overall	1000m	800m	600m	400m	200m
Section Times	1:11.66 [7] (0:13.88)	0:57.78 [7] (0:11.22)	0:46.56 [7] (0:11.27)	0:35.29 [7] (0:11.80)	0:23.49 [7] (0:11.45)	0:12.04 [8] (0:12.04)
Average Speed [km/h]	52.0	64.5	63.8	61.1	63.0	59.8
Top Speed [km/h]	63.5	65.3	65.3	63.1	64.3	62.5
Avg. Dist. to Rail [m]	2.1	0.5	0.5	0.4	1.3	1.3
Avg. Stride Freq. [Hz]	2.1	2.3	2.3	2.3	2.3	2.3
Avg. Stride Length [m]	6.3	7.8	7.7	7.5	7.6	7.4



- [] Ranking at each section and finish
- .-.- No data available at this section
- NA No data available



Horse/Jockey Name	Queenslander
Final Rank	8
Fastest Section Time (Section)	0:11.26 (800m)
Top Speed [km/h] (Section)	66.7 (800m)
Race State	Finished



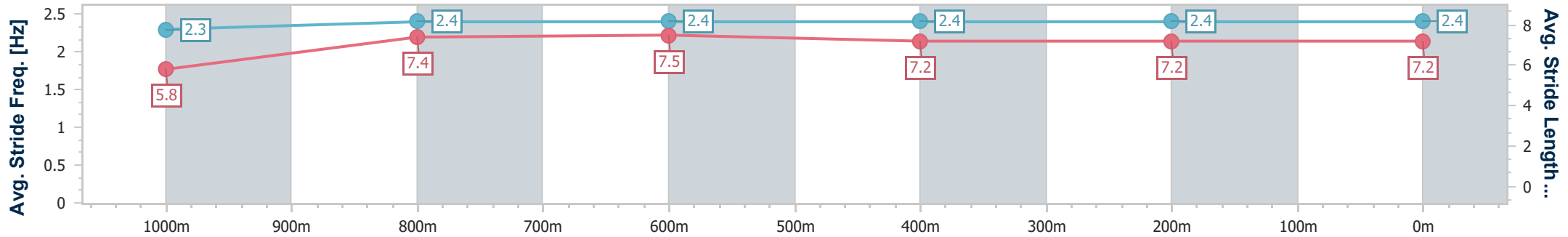
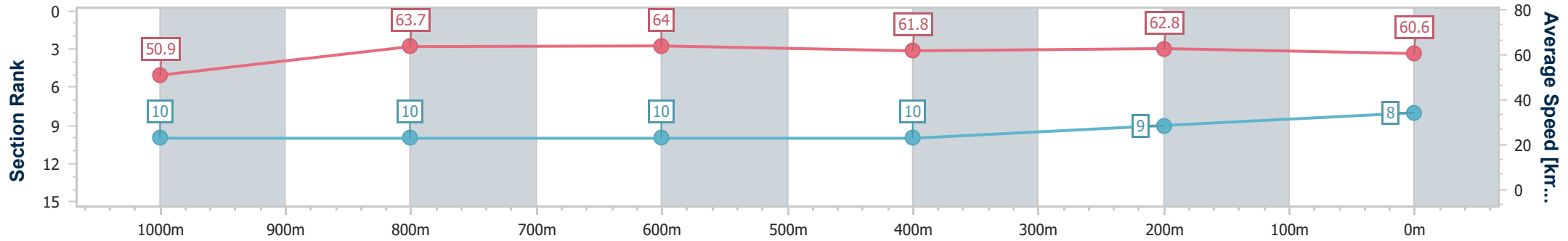
Mackay QLD Professional
Race 6: PHOTO BOOTH MAGIC BENCHMARK 65 Handicap - 1200m



03 January 2025 - 15:58

Track Rating: Soft 5, Weather: Overcast, Rail Position: True

Section	Overall	1000m	800m	600m	400m	200m
Section Times	1:11.68 [8] (0:14.18)	0:57.50 [10] (0:11.35)	0:46.15 [10] (0:11.26)	0:34.89 [10] (0:11.59)	0:23.30 [10] (0:11.43)	0:11.87 [9] (0:11.87)
Average Speed [km/h]	50.9	63.7	64.0	61.8	62.8	60.6
Top Speed [km/h]	64.8	66.7	66.7	63.6	65.1	64.4
Avg. Dist. to Rail [m]	3.6	1.8	0.7	0.8	0.7	1.2
Avg. Stride Freq. [Hz]	2.3	2.4	2.4	2.4	2.4	2.4
Avg. Stride Length [m]	5.8	7.4	7.5	7.2	7.2	7.2



- [] Ranking at each section and finish
- .-.- No data available at this section
- NA No data available



Horse/Jockey Name	Cold Power
Final Rank	9
Fastest Section Time (Section)	0:11.08 (1000m)
Top Speed [km/h] (Section)	67.4 (1000m)
Race State	Finished



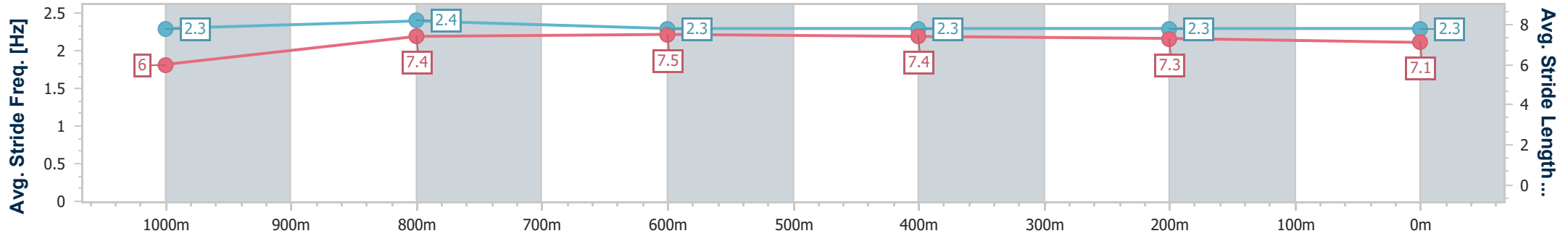
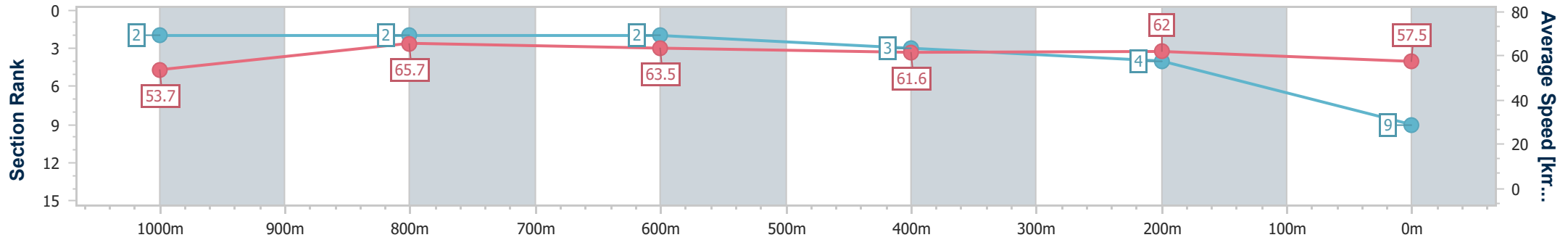
Mackay QLD Professional
Race 6: PHOTO BOOTH MAGIC BENCHMARK 65 Handicap - 1200m



03 January 2025 - 15:58

Track Rating: Soft 5, Weather: Overcast, Rail Position: True

Section	Overall	1000m	800m	600m	400m	200m
Section Times	1:11.87 [9] (0:13.48)	0:58.39 [2] (0:11.08)	0:47.31 [2] (0:11.38)	0:35.93 [2] (0:11.74)	0:24.19 [3] (0:11.65)	0:12.54 [4] (0:12.54)
Average Speed [km/h]	53.7	65.7	63.5	61.6	62.0	57.5
Top Speed [km/h]	65.4	67.4	64.9	62.8	62.8	60.8
Avg. Dist. to Rail [m]	6.6	2.7	1.8	0.6	3.2	4.3
Avg. Stride Freq. [Hz]	2.3	2.4	2.3	2.3	2.3	2.3
Avg. Stride Length [m]	6.0	7.4	7.5	7.4	7.3	7.1



- [] Ranking at each section and finish
- .-.- No data available at this section
- NA No data available



Horse/Jockey Name	Dusky Damsel
Final Rank	10
Fastest Section Time (Section)	0:11.23 (1000m)
Top Speed [km/h] (Section)	65.8 (1000m)
Race State	Finished



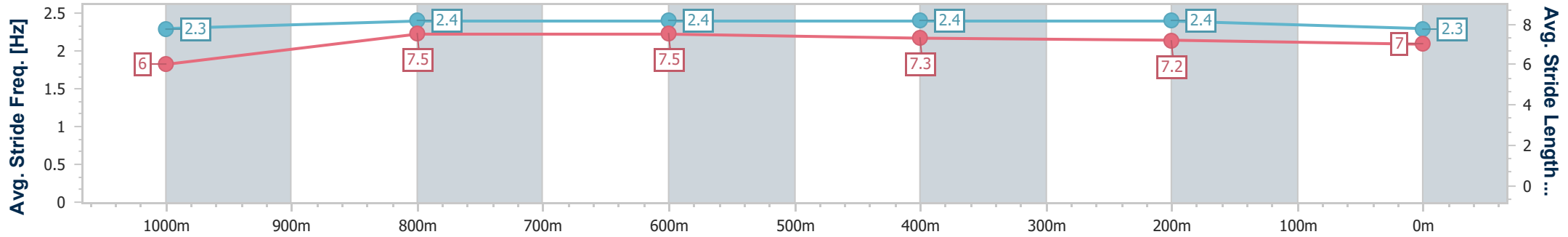
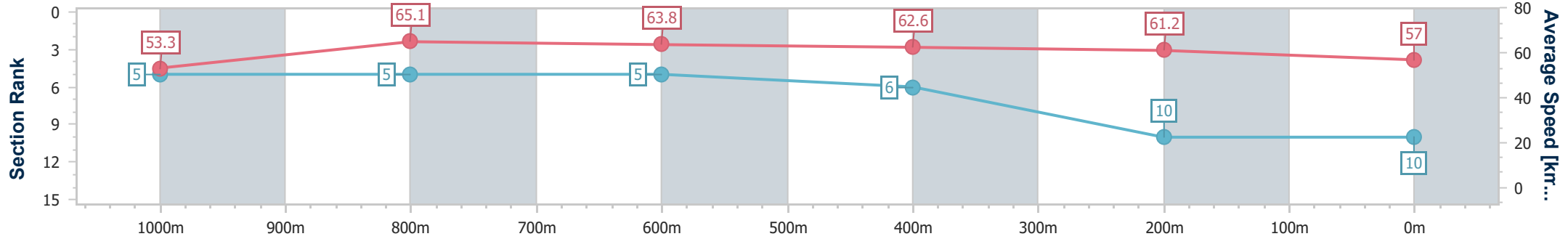
Mackay QLD Professional
Race 6: PHOTO BOOTH MAGIC BENCHMARK 65 Handicap - 1200m



03 January 2025 - 15:58

Track Rating: Soft 5, Weather: Overcast, Rail Position: True

Section	Overall	1000m	800m	600m	400m	200m
Section Times	1:12.49 [10] (0:13.63)	0:58.86 [5] (0:11.23)	0:47.63 [5] (0:11.39)	0:36.24 [5] (0:11.77)	0:24.47 [6] (0:11.86)	0:12.61 [10] (0:12.61)
Average Speed [km/h]	53.3	65.1	63.8	62.6	61.2	57.0
Top Speed [km/h]	65.7	65.8	65.5	63.8	62.2	61.0
Avg. Dist. to Rail [m]	7.7	3.8	3.9	2.7	4.7	5.5
Avg. Stride Freq. [Hz]	2.3	2.4	2.4	2.4	2.4	2.3
Avg. Stride Length [m]	6.0	7.5	7.5	7.3	7.2	7.0



- [] Ranking at each section and finish
- .-.- No data available at this section
- NA No data available