



Mackay QLD Professional

Race 8: SAFE & HAPPY NEW YEAR FROM MTC OPEN Handicap - 1300m

03 January 2025 - 17:16



MACKAY TURF CLUB
Ooralea Racecourse

Track Rating: Soft 5, Weather: Overcast, Rail Position: True

Section		Overall	1200m	1000m	800m	600m	400m	Last 600m				
Field Times		1:17.14 (0:08.02)	1:09.12 (0:11.32)	0:57.80 (0:11.25)	0:46.55 (0:11.64)	0:34.91 (0:11.68)	0:23.23 (0:11.43)	0:34.91				
Rank	TAB Horse/Jockey	Barrier	Top Speed [km/h]	Fastest Section	Distance Travelled [m]							
1	4 LETMELETGO McKenzie Apel	10	66.5 1200m	0:08.09 Overall	1:17.14 [1] (0:08.09)	1:09.05 [3] (0:11.32)	0:57.73 [3] (0:11.47)	0:46.26 [3] (0:11.63)	0:34.63 [3] (0:11.46)	0:23.17 [2] (0:11.37)	0:34.63	
2	9 MISS SEATTLE Nathan Thomas	1	64.9 1200m	0:08.12 Overall	1:17.54 [2] (0:08.12)	1:09.42 [5] (0:11.47)	0:57.95 [5] (0:11.49)	0:46.46 [5] (0:11.57)	0:34.89 [5] (0:11.72)	0:23.17 [5] (0:11.49)	0:34.89	-4
3	8 SVINDAL Georgina Cartwright	3	65.1 400m	0:08.02 Overall	1:17.62 [3] (0:08.02)	1:09.60 [1] (0:11.51)	0:58.09 [4] (0:11.53)	0:46.56 [4] (0:11.48)	0:35.08 [4] (0:11.71)	0:23.37 [4] (0:11.50)	0:35.08	-2
4	12 BRASCO Adam Sewell	5	64.5 1000m	0:08.44 Overall	1:17.63 [4] (0:08.44)	1:09.19 [7] (0:11.53)	0:57.66 [7] (0:11.42)	0:46.24 [7] (0:11.61)	0:34.63 [7] (0:11.44)	0:23.19 [6] (0:11.34)	0:34.63	-8
5	6 BRAD Chelsea Jokic	8	65.2 400m	0:08.59 Overall	1:17.76 [5] (0:08.59)	1:09.17 [8] (0:11.51)	0:57.66 [8] (0:11.53)	0:46.13 [8] (0:11.51)	0:34.62 [9] (0:11.40)	0:23.22 [7] (0:11.35)	0:34.62	-2
6	7 THE DRILLER Tahlia Fenlon	9	64.1 1200m	0:08.66 Overall	1:18.15 [6] (0:08.66)	1:09.49 [9] (0:11.66)	0:57.83 [9] (0:11.32)	0:46.51 [9] (0:11.47)	0:35.04 [8] (0:11.53)	0:23.51 [9] (0:11.59)	0:35.04	-4
7	3 STARSONIC Warwick Satherley	6	65.4 1200m	0:08.08 Overall	1:18.43 [7] (0:08.08)	1:10.35 [2] (0:11.32)	0:59.03 [2] (0:11.40)	0:47.63 [2] (0:11.62)	0:36.01 [2] (0:11.61)	0:24.40 [3] (0:11.83)	0:36.01	-8
8	11 SCANTOON Wanderson D'Avila	7	64.5 1200m	0:08.24 Overall	1:19.00 [8] (0:08.24)	1:10.76 [6] (0:11.56)	0:59.20 [6] (0:11.52)	0:47.68 [6] (0:11.61)	0:36.07 [6] (0:11.66)	0:24.41 [8] (0:11.84)	0:36.07	-2
9	10 MOOLOOLABA Jackson Murphy	4	66.3 1200m	0:08.11 Overall	1:19.02 [9] (0:08.11)	1:10.91 [4] (0:11.23)	0:59.68 [1] (0:11.25)	0:48.43 [1] (0:11.64)	0:36.79 [1] (0:11.68)	0:25.11 [1] (0:12.15)	0:36.79	-8

Scratched: In Evidence (#5), Hurtle (#2), Stampe (#1)

[] Ranking at each section and finish
 -:-:- No data available at this section
 NA No data available

SCN Saddle cloth number
 DNF Did not finish
 DNT Did not track



Mackay QLD Professional

Race 8: SAFE & HAPPY NEW YEAR FROM MTC OPEN Handicap - 1300m

03 January 2025 - 17:16



MACKAY TURF CLUB
Ooralea Racecourse

Track Rating: Soft 5, Weather: Overcast, Rail Position: True

Section				200m				Last 600m	
Field Times				0:11.80				0:34.91	
				(0:11.80)					
Rank	TAB	Horse/Jockey	Barrier	Top Speed [km/h]	Fastest Section	Margin			Distance Travelled [m]
1	4	LETMELETGO	10	66.5	0:08.09	0:11.80 [1]	1:17.14		0:34.63
		McKenzie Apel		1200m	Overall	(0:11.80)			
2	9	MISS SEATTLE	1	64.9	0:08.12	0:11.68 [4]	2.39L		0:34.89 -4
		Nathan Thomas		1200m	Overall	(0:11.68)			
3	8	SVINDAL	3	65.1	0:08.02	0:11.87 [2]	2.85L		0:35.08 -2
		Georgina Cartwright		400m	Overall	(0:11.87)			
4	12	BRASCO	5	64.5	0:08.44	0:11.85 [3]	2.87L		0:34.63 -8
		Adam Sewell		1000m	Overall	(0:11.85)			
5	6	BRAD	8	65.2	0:08.59	0:11.87 [6]	3.64L		0:34.62 -2
		Chelsea Jokic		400m	Overall	(0:11.87)			
6	7	THE DRILLER	9	64.1	0:08.66	0:11.92 [8]	5.98L		0:35.04 -4
		Tahlia Fenlon		1200m	Overall	(0:11.92)			
7	3	STARSONIC	6	65.4	0:08.08	0:12.57 [4]	7.58L		0:36.01 -8
		Warwick Satherley		1200m	Overall	(0:12.57)			
8	11	SCANTOON	7	64.5	0:08.24	0:12.57 [9]	10.98L		0:36.07 -2
		Wanderson D'Avila		1200m	Overall	(0:12.57)			
9	10	MOOLOOLABA	4	66.3	0:08.11	0:12.96 [7]	11.07L		0:36.79 -8
		Jackson Murphy		1200m	Overall	(0:12.96)			

Scratched: In Evidence (#5), Hurtle (#2), Stampe (#1)

[] Ranking at each section and finish
 -:-:- No data available at this section
 NA No data available

SCN Saddle cloth number
 DNF Did not finish
 DNT Did not track



Horse/Jockey Name	Letmeletgo
Final Rank	1
Fastest Section Time (Section)	0:08.09 (Overall)
Top Speed [km/h] (Section)	66.5 (1200m)
Race State	Finished



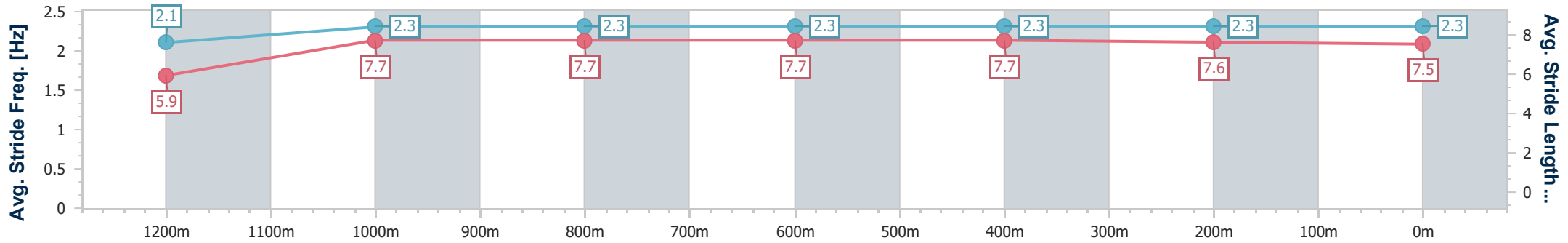
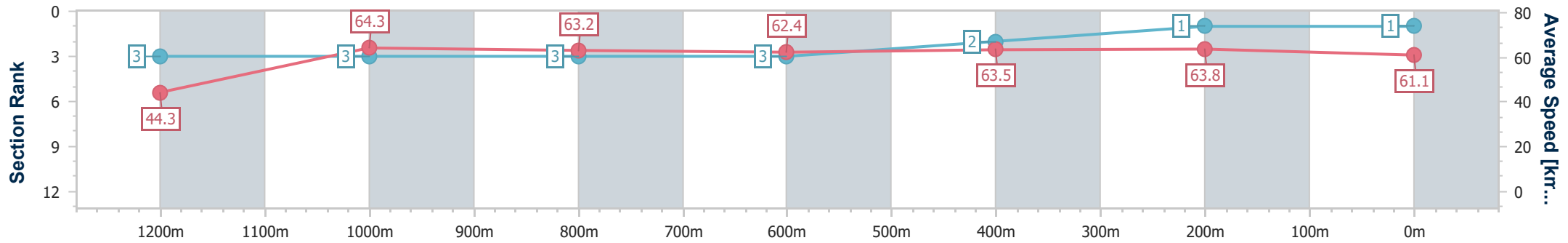
Mackay QLD Professional
Race 8: SAFE & HAPPY NEW YEAR FROM MTC OPEN
Handicap - 1300m



03 January 2025 - 17:16

Track Rating: Soft 5, Weather: Overcast, Rail Position: True

Section	Overall	1200m	1000m	800m	600m	400m	200m
Section Times	1:17.14 [1] (0:08.09)	1:09.05 [3] (0:11.32)	0:57.73 [3] (0:11.47)	0:46.26 [3] (0:11.63)	0:34.63 [3] (0:11.46)	0:23.17 [2] (0:11.37)	0:11.80 [1] (0:11.80)
Average Speed [km/h]	44.3	64.3	63.2	62.4	63.5	63.8	61.1
Top Speed [km/h]	60.1	66.5	65.9	63.2	64.5	64.6	63.8
Avg. Dist. to Rail [m]	11.9	5.6	2.6	2.6	1.6	3.7	6.4
Avg. Stride Freq. [Hz]	2.1	2.3	2.3	2.3	2.3	2.3	2.3
Avg. Stride Length [m]	5.9	7.7	7.7	7.7	7.7	7.6	7.5



- [] Ranking at each section and finish
- .-.- No data available at this section
- NA No data available



Horse/Jockey Name	Miss Seattle
Final Rank	2
Fastest Section Time (Section)	0:08.12 (Overall)
Top Speed [km/h] (Section)	64.9 (1200m)
Race State	Finished



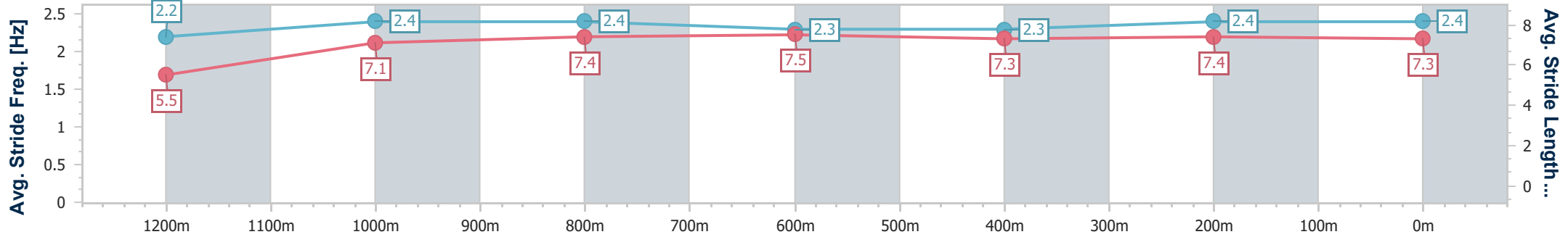
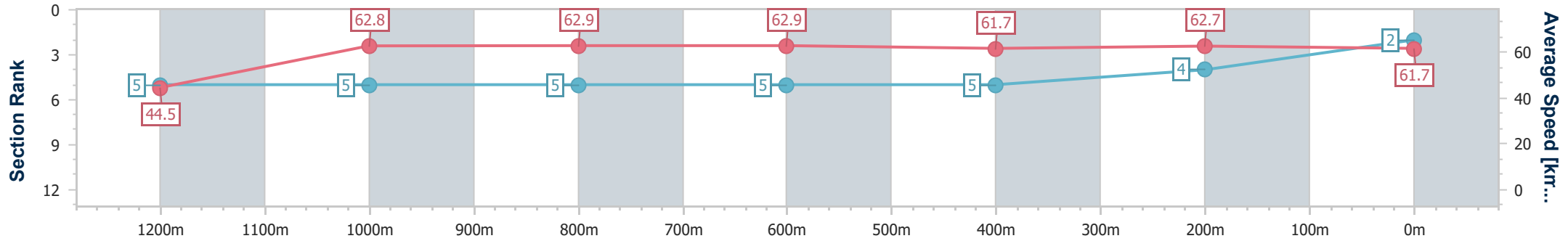
Mackay QLD Professional
Race 8: SAFE & HAPPY NEW YEAR FROM MTC OPEN
Handicap - 1300m



03 January 2025 - 17:16

Track Rating: Soft 5, Weather: Overcast, Rail Position: True

Section	Overall	1200m	1000m	800m	600m	400m	200m
Section Times	1:17.54 [2] (0:08.12)	1:09.42 [5] (0:11.47)	0:57.95 [5] (0:11.49)	0:46.46 [5] (0:11.57)	0:34.89 [5] (0:11.72)	0:23.17 [5] (0:11.49)	0:11.68 [4] (0:11.68)
Average Speed [km/h]	44.5	62.8	62.9	62.9	61.7	62.7	61.7
Top Speed [km/h]	58.6	64.9	64.0	64.2	63.8	63.7	63.5
Avg. Dist. to Rail [m]	4.8	1.7	1.3	1.6	0.8	1.8	2.7
Avg. Stride Freq. [Hz]	2.2	2.4	2.4	2.3	2.3	2.4	2.4
Avg. Stride Length [m]	5.5	7.1	7.4	7.5	7.3	7.4	7.3



- [] Ranking at each section and finish
- .-.- No data available at this section
- NA No data available



Horse/Jockey Name	Svindal
Final Rank	3
Fastest Section Time (Section)	0:08.02 (Overall)
Top Speed [km/h] (Section)	65.1 (400m)
Race State	Finished



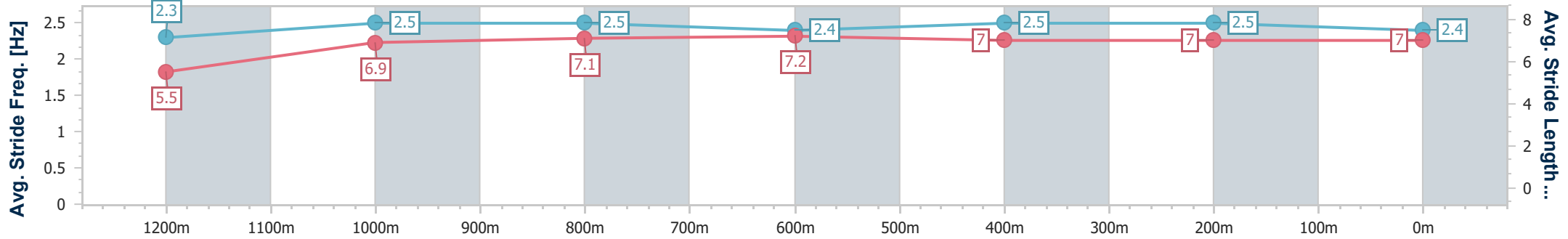
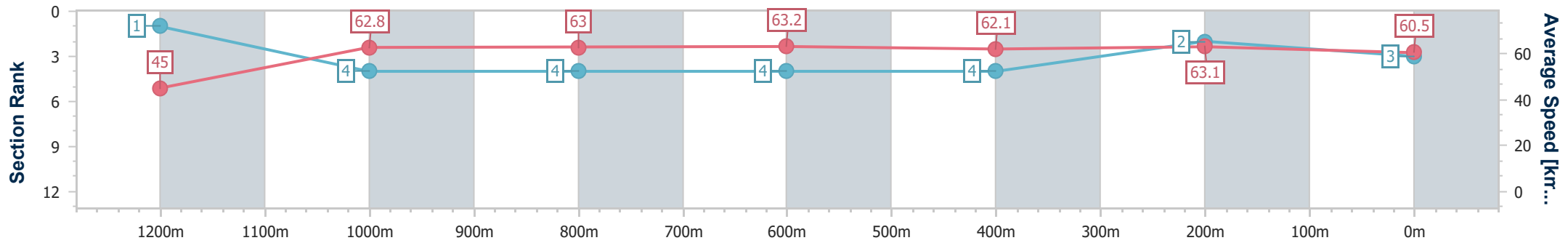
Mackay QLD Professional
Race 8: SAFE & HAPPY NEW YEAR FROM MTC OPEN
Handicap - 1300m



03 January 2025 - 17:16

Track Rating: Soft 5, Weather: Overcast, Rail Position: True

Section	Overall	1200m	1000m	800m	600m	400m	200m
Section Times	1:17.62 [3] (0:08.02)	1:09.60 [1] (0:11.51)	0:58.09 [4] (0:11.53)	0:46.56 [4] (0:11.48)	0:35.08 [4] (0:11.71)	0:23.37 [4] (0:11.50)	0:11.87 [2] (0:11.87)
Average Speed [km/h]	45.0	62.8	63.0	63.2	62.1	63.1	60.5
Top Speed [km/h]	58.8	63.8	63.4	64.0	62.8	65.1	62.8
Avg. Dist. to Rail [m]	6.2	3.0	2.5	1.7	1.5	4.7	4.9
Avg. Stride Freq. [Hz]	2.3	2.5	2.5	2.4	2.5	2.5	2.4
Avg. Stride Length [m]	5.5	6.9	7.1	7.2	7.0	7.0	7.0



- [] Ranking at each section and finish
- .-.- No data available at this section
- NA No data available



Horse/Jockey Name	Brasco
Final Rank	4
Fastest Section Time (Section)	0:08.44 (Overall)
Top Speed [km/h] (Section)	64.5 (1000m)
Race State	Finished



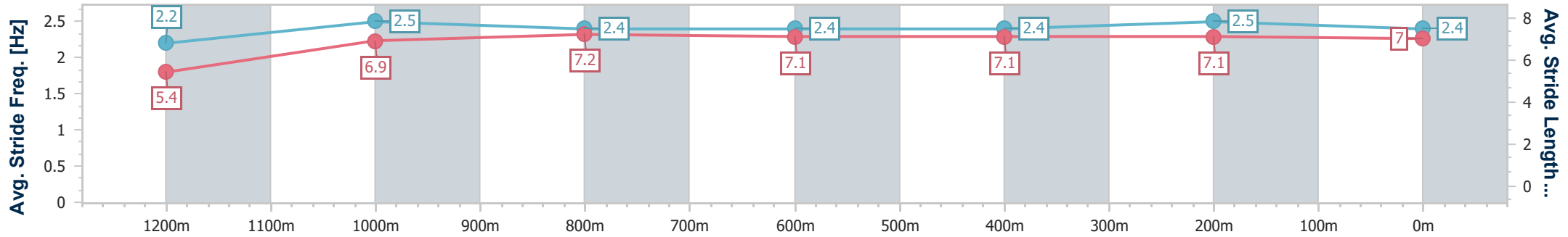
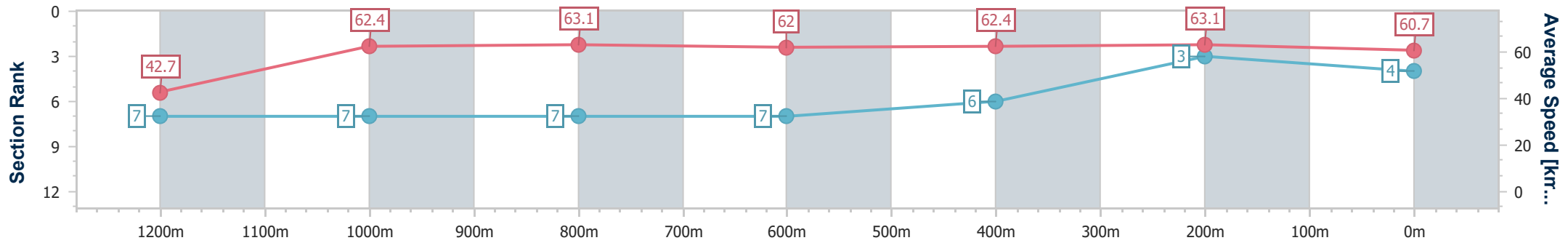
Mackay QLD Professional
Race 8: SAFE & HAPPY NEW YEAR FROM MTC OPEN
Handicap - 1300m



03 January 2025 - 17:16

Track Rating: Soft 5, Weather: Overcast, Rail Position: True

Section	Overall	1200m	1000m	800m	600m	400m	200m
Section Times	1:17.63 [4] (0:08.44)	1:09.19 [7] (0:11.53)	0:57.66 [7] (0:11.42)	0:46.24 [7] (0:11.61)	0:34.63 [7] (0:11.44)	0:23.19 [6] (0:11.34)	0:11.85 [3] (0:11.85)
Average Speed [km/h]	42.7	62.4	63.1	62.0	62.4	63.1	60.7
Top Speed [km/h]	58.5	63.6	64.5	63.5	63.5	63.7	63.8
Avg. Dist. to Rail [m]	7.3	0.7	0.9	0.7	1.6	1.6	3.5
Avg. Stride Freq. [Hz]	2.2	2.5	2.4	2.4	2.4	2.5	2.4
Avg. Stride Length [m]	5.4	6.9	7.2	7.1	7.1	7.1	7.0



- [] Ranking at each section and finish
- .-.- No data available at this section
- NA No data available



Horse/Jockey Name	Brad
Final Rank	5
Fastest Section Time (Section)	0:08.59 (Overall)
Top Speed [km/h] (Section)	65.2 (400m)
Race State	Finished



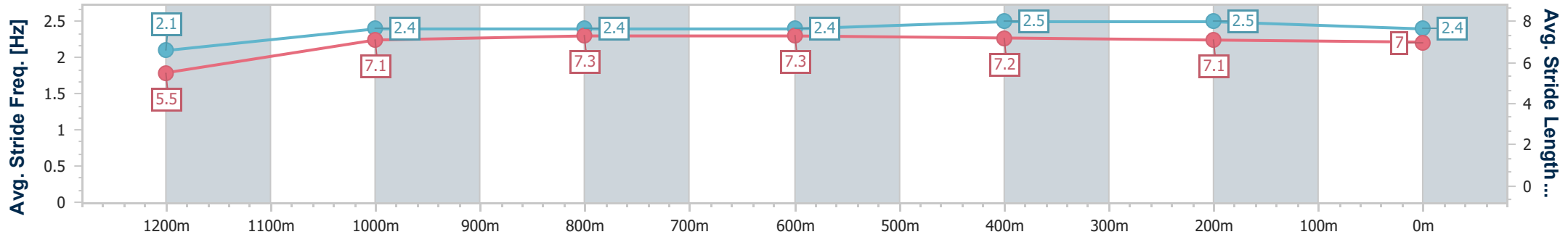
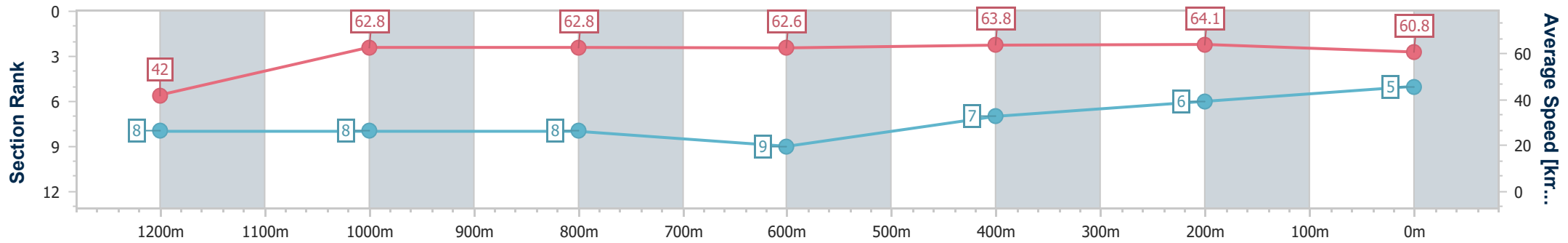
Mackay QLD Professional
Race 8: SAFE & HAPPY NEW YEAR FROM MTC OPEN
Handicap - 1300m



03 January 2025 - 17:16

Track Rating: Soft 5, Weather: Overcast, Rail Position: True

Section	Overall	1200m	1000m	800m	600m	400m	200m
Section Times	1:17.76 [5] (0:08.59)	1:09.17 [8] (0:11.51)	0:57.66 [8] (0:11.53)	0:46.13 [8] (0:11.51)	0:34.62 [9] (0:11.40)	0:23.22 [7] (0:11.35)	0:11.87 [6] (0:11.87)
Average Speed [km/h]	42.0	62.8	62.8	62.6	63.8	64.1	60.8
Top Speed [km/h]	58.5	64.5	63.8	63.8	65.2	65.2	64.2
Avg. Dist. to Rail [m]	10.4	3.1	1.5	1.3	1.5	5.3	6.9
Avg. Stride Freq. [Hz]	2.1	2.4	2.4	2.4	2.5	2.5	2.4
Avg. Stride Length [m]	5.5	7.1	7.3	7.3	7.2	7.1	7.0



- [] Ranking at each section and finish
- .-.- No data available at this section
- NA No data available



Horse/Jockey Name	The Driller
Final Rank	6
Fastest Section Time (Section)	0:08.66 (Overall)
Top Speed [km/h] (Section)	64.1 (1200m)
Race State	Finished

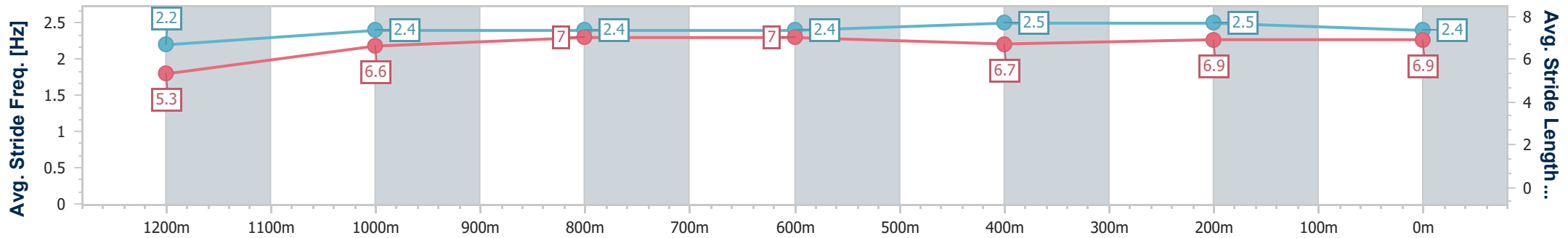
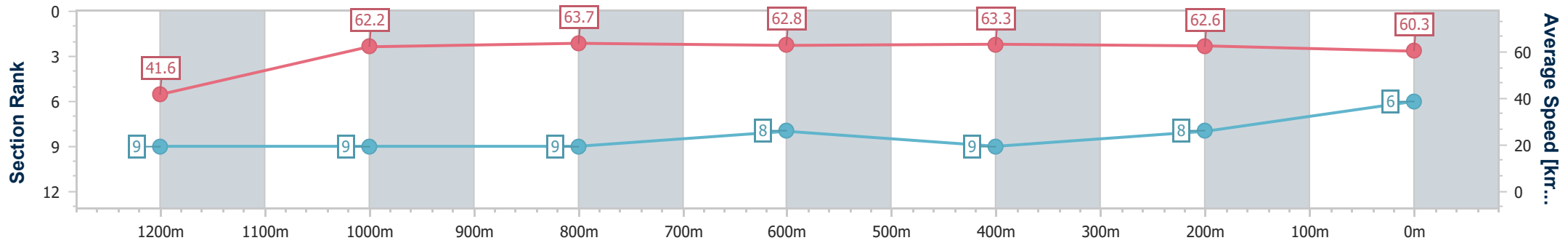


Mackay QLD Professional
 Race 8: SAFE & HAPPY NEW YEAR FROM MTC OPEN
 Handicap - 1300m
 03 January 2025 - 17:16



Track Rating: Soft 5, Weather: Overcast, Rail Position: True

Section	Overall	1200m	1000m	800m	600m	400m	200m
Section Times	1:18.15 [6] (0:08.66)	1:09.49 [9] (0:11.66)	0:57.83 [9] (0:11.32)	0:46.51 [9] (0:11.47)	0:35.04 [8] (0:11.53)	0:23.51 [9] (0:11.59)	0:11.92 [8] (0:11.92)
Average Speed [km/h]	41.6	62.2	63.7	62.8	63.3	62.6	60.3
Top Speed [km/h]	56.9	64.1	64.1	63.1	63.4	63.1	62.3
Avg. Dist. to Rail [m]	11.5	3.1	0.2	0.3	1.8	4.0	6.2
Avg. Stride Freq. [Hz]	2.2	2.4	2.4	2.4	2.5	2.5	2.4
Avg. Stride Length [m]	5.3	6.6	7.0	7.0	6.7	6.9	6.9



- [] Ranking at each section and finish
- .-.- No data available at this section
- NA No data available



Horse/Jockey Name	Starsonic
Final Rank	7
Fastest Section Time (Section)	0:08.08 (Overall)
Top Speed [km/h] (Section)	65.4 (1200m)
Race State	Finished



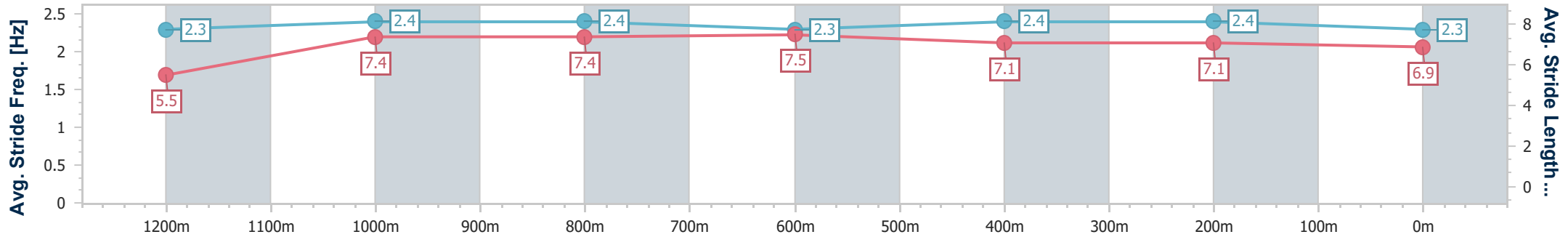
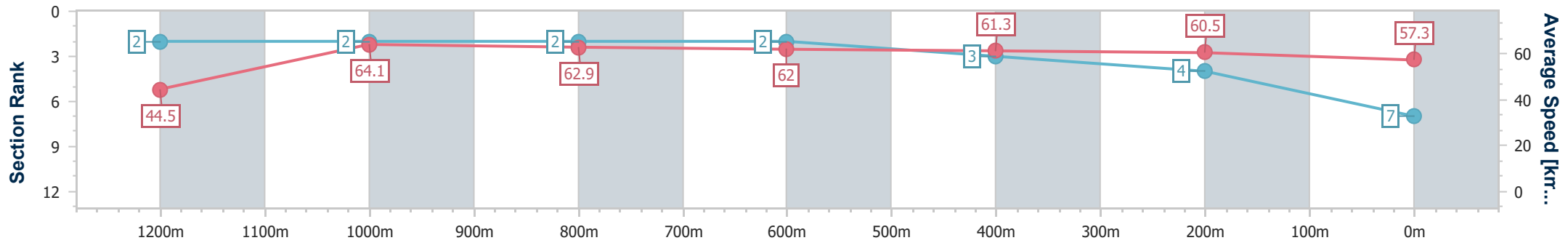
Mackay QLD Professional
Race 8: SAFE & HAPPY NEW YEAR FROM MTC OPEN
Handicap - 1300m



03 January 2025 - 17:16

Track Rating: Soft 5, Weather: Overcast, Rail Position: True

Section	Overall	1200m	1000m	800m	600m	400m	200m
Section Times	1:18.43 [7] (0:08.08)	1:10.35 [2] (0:11.32)	0:59.03 [2] (0:11.40)	0:47.63 [2] (0:11.62)	0:36.01 [2] (0:11.61)	0:24.40 [3] (0:11.83)	0:12.57 [4] (0:12.57)
Average Speed [km/h]	44.5	64.1	62.9	62.0	61.3	60.5	57.3
Top Speed [km/h]	61.0	65.4	64.6	62.6	62.1	61.5	60.5
Avg. Dist. to Rail [m]	8.4	2.7	0.5	0.4	1.5	0.6	0.8
Avg. Stride Freq. [Hz]	2.3	2.4	2.4	2.3	2.4	2.4	2.3
Avg. Stride Length [m]	5.5	7.4	7.4	7.5	7.1	7.1	6.9



- [] Ranking at each section and finish
- .-.- No data available at this section
- NA No data available



Horse/Jockey Name	Scantoon
Final Rank	8
Fastest Section Time (Section)	0:08.24 (Overall)
Top Speed [km/h] (Section)	64.5 (1200m)
Race State	Finished



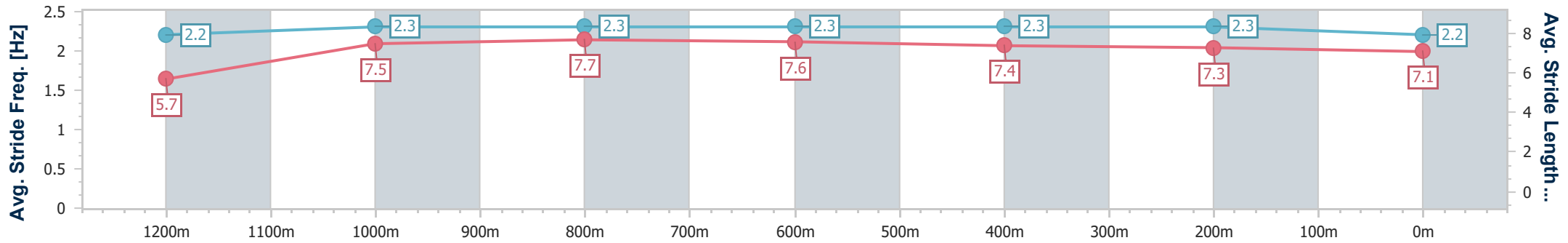
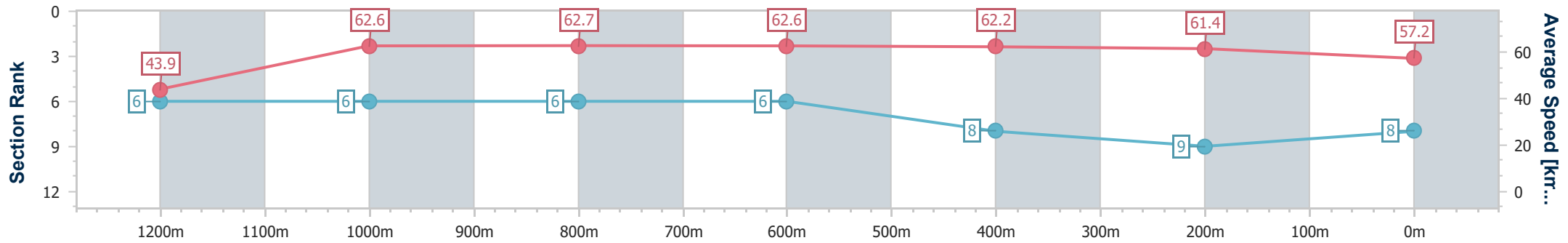
Mackay QLD Professional
Race 8: SAFE & HAPPY NEW YEAR FROM MTC OPEN
Handicap - 1300m



03 January 2025 - 17:16

Track Rating: Soft 5, Weather: Overcast, Rail Position: True

Section	Overall	1200m	1000m	800m	600m	400m	200m
Section Times	1:19.00 [8] (0:08.24)	1:10.76 [6] (0:11.56)	0:59.20 [6] (0:11.52)	0:47.68 [6] (0:11.61)	0:36.07 [6] (0:11.66)	0:24.41 [8] (0:11.84)	0:12.57 [9] (0:12.57)
Average Speed [km/h]	43.9	62.6	62.7	62.6	62.2	61.4	57.2
Top Speed [km/h]	59.5	64.5	64.2	63.0	63.0	62.8	60.0
Avg. Dist. to Rail [m]	9.0	3.3	1.7	1.8	1.3	4.3	6.2
Avg. Stride Freq. [Hz]	2.2	2.3	2.3	2.3	2.3	2.3	2.2
Avg. Stride Length [m]	5.7	7.5	7.7	7.6	7.4	7.3	7.1



- [] Ranking at each section and finish
- .-.- No data available at this section
- NA No data available



Horse/Jockey Name	Mooloolaba
Final Rank	9
Fastest Section Time (Section)	0:08.11 (Overall)
Top Speed [km/h] (Section)	66.3 (1200m)
Race State	Finished

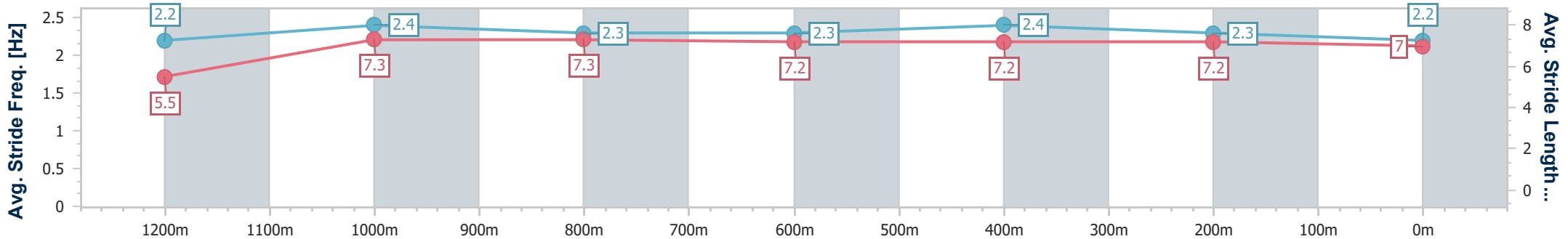
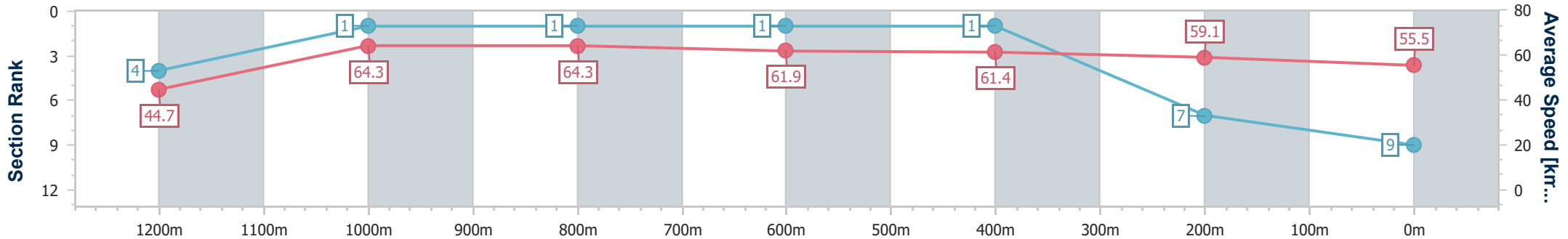


Mackay QLD Professional
 Race 8: SAFE & HAPPY NEW YEAR FROM MTC OPEN
 Handicap - 1300m
 03 January 2025 - 17:16



Track Rating: Soft 5, Weather: Overcast, Rail Position: True

Section	Overall	1200m	1000m	800m	600m	400m	200m
Section Times	1:19.02 [9] (0:08.11)	1:10.91 [4] (0:11.23)	0:59.68 [1] (0:11.25)	0:48.43 [1] (0:11.64)	0:36.79 [1] (0:11.68)	0:25.11 [1] (0:12.15)	0:12.96 [7]
Average Speed [km/h]	44.7	64.3	64.3	61.9	61.4	59.1	55.5
Top Speed [km/h]	60.9	66.3	65.6	62.6	61.5	60.6	57.8
Avg. Dist. to Rail [m]	7.3	3.6	1.6	0.7	0.6	1.1	2.8
Avg. Stride Freq. [Hz]	2.2	2.4	2.3	2.3	2.4	2.3	2.2
Avg. Stride Length [m]	5.5	7.3	7.3	7.2	7.2	7.2	7.0



- [] Ranking at each section and finish
- .-.- No data available at this section
- NA No data available