

Track Rating: Soft 5, Weather: Fine, Rail Position: True

Section		Field Times												
		Overall	2000m	1800m	1600m	1400m	1200m	1000m	Last 600m					
		2:15.24 (0:11.90)	2:03.34 (0:11.20)	1:52.14 (0:11.49)	1:40.65 (0:12.45)	1:28.20 (0:12.19)	1:16.01 (0:12.70)	1:03.31 (0:13.11)	0:37.18					
Rank	TAB	Horse/Jockey	Barrier	Top Speed [km/h]	Fastest Section								Distance Travelled [m]	
1	2	DOUBLE GLAZED Luke Dempsey	10	65.2 2000m	0:11.37 2000m	2:15.24 [1] (0:12.76)	2:02.48 [9] (0:11.37)	1:51.11 [10] (0:11.69)	1:39.42 [10] (0:12.24)	1:27.18 [10] (0:12.33)	1:14.85 [10] (0:12.72)	1:02.13 [10] (0:13.06)	0:36.41	
2	14	PIERRO'S GIRL Michael Cahill	3	65.3 2000m	0:11.21 2000m	2:15.84 [2] (0:12.48)	2:03.36 [7] (0:11.21)	1:52.15 [7] (0:11.60)	1:40.55 [7] (0:12.20)	1:28.35 [6] (0:12.17)	1:16.18 [5] (0:12.62)	1:03.56 [4] (0:13.04)	0:37.52	-4
3	13	ALECIA Kirk Matheson	8	64.8 2000m	0:11.35 2000m	2:15.89 [3] (0:12.10)	2:03.79 [4] (0:11.35)	1:52.44 [4] (0:11.72)	1:40.72 [5] (0:11.98)	1:28.74 [3] (0:12.21)	1:16.53 [2] (0:12.77)	1:03.76 [2] (0:13.06)	0:37.72	+3
4	7	JAMCART Justin Huxtable	4	65.8 2000m	0:11.19 2000m	2:16.42 [4] (0:12.63)	2:03.79 [8] (0:11.19)	1:52.60 [8] (0:11.76)	1:40.84 [8] (0:12.21)	1:28.63 [9] (0:12.46)	1:16.17 [9] (0:12.61)	1:03.56 [9] (0:12.98)	0:37.87	+5
5	8	LOVE 'N' GAMES Boris Thornton	9	64.8 2000m	0:11.27 2000m	2:17.10 [5] (0:12.34)	2:04.76 [6] (0:11.27)	1:53.49 [6] (0:11.65)	1:41.84 [6] (0:12.30)	1:29.54 [7] (0:12.37)	1:17.17 [8] (0:12.68)	1:04.49 [8] (0:13.03)	0:38.75	+3
6	5	NAPA VALLEY Simon Miller	7	65.4 2000m	0:11.13 2000m	2:17.50 [6] (0:11.97)	2:05.53 [3] (0:11.13)	1:54.40 [1] (0:11.49)	1:42.91 [1] (0:12.52)	1:30.39 [2] (0:12.12)	1:18.27 [1] (0:12.70)	1:05.57 [1] (0:13.11)	0:39.44	-4
7	10	EXFOLIATE Jai Williams	5	65.9 2000m	0:11.17 2000m	2:17.78 [7] (0:12.78)	2:05.00 [10] (0:11.17)	1:53.83 [9] (0:11.69)	1:42.14 [9] (0:12.11)	1:30.03 [8] (0:12.15)	1:17.88 [7] (0:12.56)	1:05.32 [6] (0:12.98)	0:39.34	-4
8	6	PRIDE OF PASSION Dale Smith	1	64.8 2000m	0:11.23 2000m	2:21.25 [8] (0:11.90)	2:09.35 [1] (0:11.23)	1:58.12 [2] (0:11.80)	1:46.32 [4] (0:12.28)	1:34.04 [5] (0:12.51)	1:21.53 [6] (0:12.75)	1:08.78 [7] (0:12.91)	0:42.71	+7
9	15	TAKE ME OUT Anna Bakos-Schrapel	2	65.4 2000m	0:11.21 2000m	2:21.65 [9] (0:12.28)	2:09.37 [5] (0:11.21)	1:58.16 [5] (0:11.43)	1:46.73 [3] (0:12.24)	1:34.49 [4] (0:12.33)	1:22.16 [3] (0:12.80)	1:09.36 [5] (0:13.08)	0:42.97	-3
10	16	WITNESS DIS Dan McGillivray	6	64.7 2000m	0:11.21 2000m	2:45.52 [10] (0:11.94)	2:33.58 [2] (0:11.21)	2:22.37 [3] (0:11.67)	2:10.70 [2] (0:12.22)	1:58.48 [1] (0:12.46)	1:46.02 [4] (0:12.75)	1:33.27 [3] (0:13.09)	1:06.66	+5

Scratched: Blood Red (#1), Frankel Moon (#3), Khant Quit (#4), Red Vegas (#17), Trusty Bandit (#9), Sassy Tap (#11), Thunder Shanghai (#12)

Track Rating: Soft 5, Weather: Fine, Rail Position: True

Section										Last 600m		
Field Times		800m	600m	400m	200m							
		0:50.20 (0:13.02)	0:37.18 (0:12.64)	0:24.54 (0:12.47)	0:12.07 (0:12.07)							0:37.18
Rank	TAB	Horse/Jockey	Barrier	Top Speed [km/h]	Fastest Section					Margin	Distance Travelled [m]	
1	2	DOUBLE GLAZED Luke Dempsey	10	65.2 2000m	0:11.37 2000m	0:49.07 [10] (0:12.66)	0:36.41 [9] (0:12.46)	0:23.95 [7] (0:12.04)	0:11.91 [3] (0:11.91)	2:15.24	0:36.41	
2	14	PIERRO'S GIRL Michael Cahill	3	65.3 2000m	0:11.21 2000m	0:50.52 [3] (0:13.00)	0:37.52 [3] (0:12.61)	0:24.91 [4] (0:12.31)	0:12.60 [2] (0:12.60)	3.53L	0:37.52	-4
3	13	ALECIA Kirk Matheson	8	64.8 2000m	0:11.35 2000m	0:50.70 [2] (0:12.98)	0:37.72 [2] (0:12.53)	0:25.19 [1] (0:12.47)	0:12.72 [1] (0:12.72)	3.85L	0:37.72	+3
4	7	JAMCART Justin Huxtable	4	65.8 2000m	0:11.19 2000m	0:50.58 [9] (0:12.71)	0:37.87 [7] (0:12.53)	0:25.34 [5] (0:12.45)	0:12.89 [4] (0:12.89)	6.98L	0:37.87	+5
5	8	LOVE 'N' GAMES Boris Thornton	9	64.8 2000m	0:11.27 2000m	0:51.46 [8] (0:12.71)	0:38.75 [4] (0:12.53)	0:26.22 [3] (0:12.98)	0:13.24 [6] (0:13.24)	10.94L	0:38.75	+3
6	5	NAPA VALLEY Simon Miller	7	65.4 2000m	0:11.13 2000m	0:52.46 [1] (0:13.02)	0:39.44 [1] (0:12.74)	0:26.70 [2] (0:12.88)	0:13.82 [5] (0:13.82)	13.29L	0:39.44	-4
7	10	EXFOLIATE Jai Williams	5	65.9 2000m	0:11.17 2000m	0:52.34 [7] (0:13.00)	0:39.34 [5] (0:12.75)	0:26.59 [6] (0:13.05)	0:13.54 [7] (0:13.54)	14.95L	0:39.34	-4
8	6	PRIDE OF PASSION Dale Smith	1	64.8 2000m	0:11.23 2000m	0:55.87 [6] (0:13.16)	0:42.71 [6] (0:13.75)	0:28.96 [8] (0:13.96)	0:15.00 [8] (0:15.00)	35.35L	0:42.71	+7
9	15	TAKE ME OUT Anna Bakos-Schrapel	2	65.4 2000m	0:11.21 2000m	0:56.28 [5] (0:13.31)	0:42.97 [8] (0:13.65)	0:29.32 [9] (0:14.37)	0:14.95 [9] (0:14.95)	37.72L	0:42.97	-3
10	16	WITNESS DIS Dan McGillivray	6	64.7 2000m	0:11.21 2000m	1:20.18 [4] (0:13.52)	1:06.66 [10] (0:15.66)	0:51.00 [10] (0:21.19)	0:29.81 [10] (0:29.81)	178.12L	1:06.66	+5

Scratched: Blood Red (#1), Frankel Moon (#3), Khant Quit (#4), Red Vegas (#17), Trusty Bandit (#9), Sassy Tap (#11), Thunder Shanghai (#12)



Horse/Jockey Name	Double Glazed
Final Rank	1
Fastest Section Time (Section)	0:11.37 (2000m)
Top Speed [km/h] (Section)	65.2 (2000m)
Race State	Finished



Ipswich QLD Professional

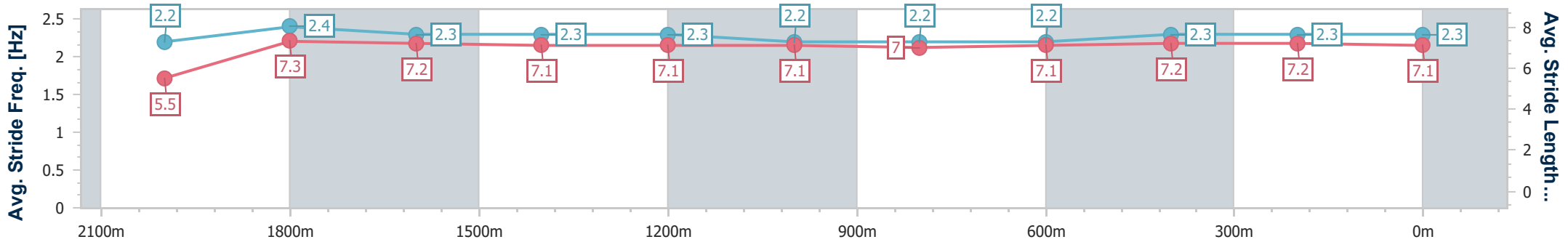
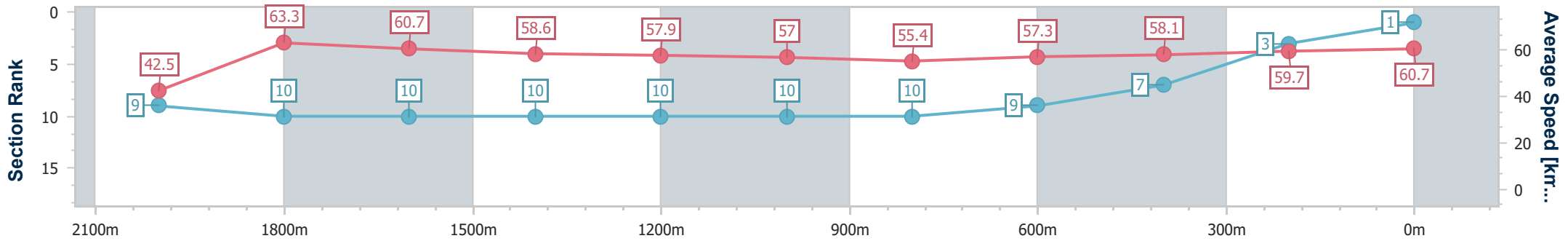
Race 2: SCHWEPPE'S Maiden Plate - 2150m

04 January 2025 - 12:34



Track Rating: Soft 5, Weather: Fine, Rail Position: True

Section	Overall	2000m	1800m	1600m	1400m	1200m	1000m	800m	600m	400m	200m
Section Times	2:15.24 [1] (0:12.76)	2:02.48 [9] (0:11.37)	1:51.11 [10] (0:11.69)	1:39.42 [10] (0:12.24)	1:27.18 [10] (0:12.33)	1:14.85 [10] (0:12.72)	1:02.13 [10] (0:13.06)	0:49.07 [10] (0:12.66)	0:36.41 [9] (0:12.46)	0:23.95 [7] (0:12.04)	0:11.91 [3] (0:11.91)
Average Speed [km/h]	42.5	63.3	60.7	58.6	57.9	57.0	55.4	57.3	58.1	59.7	60.7
Top Speed [km/h]	61.4	65.2	63.8	60.2	59.0	58.0	55.9	59.2	58.9	62.4	62.3
Avg. Dist. to Rail [m]	9.7	1.3	1.8	1.7	1.7	1.1	1.9	2.2	1.5	0.2	0.5
Avg. Stride Freq. [Hz]	2.2	2.4	2.3	2.3	2.3	2.2	2.2	2.2	2.3	2.3	2.3
Avg. Stride Length [m]	5.5	7.3	7.2	7.1	7.1	7.1	7.0	7.1	7.2	7.2	7.1



- [] Ranking at each section and finish
- .-.- No data available at this section
- NA No data available



Horse/Jockey Name	Pierro's Girl
Final Rank	2
Fastest Section Time (Section)	0:11.21 (2000m)
Top Speed [km/h] (Section)	65.3 (2000m)
Race State	Finished



Ipswich QLD Professional

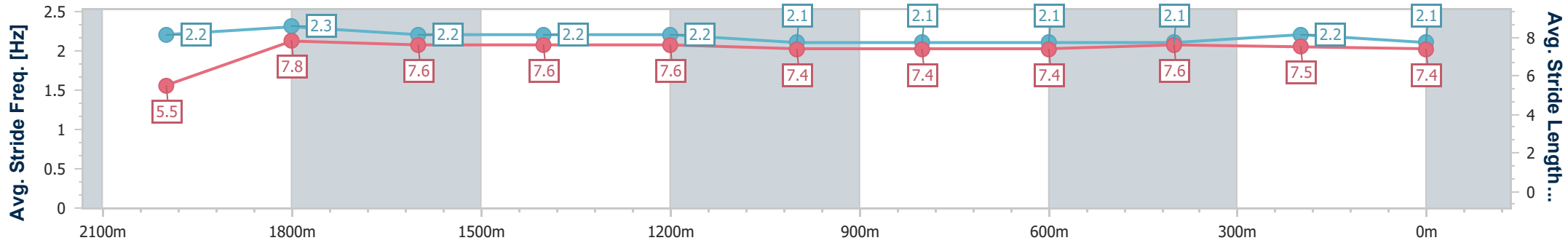
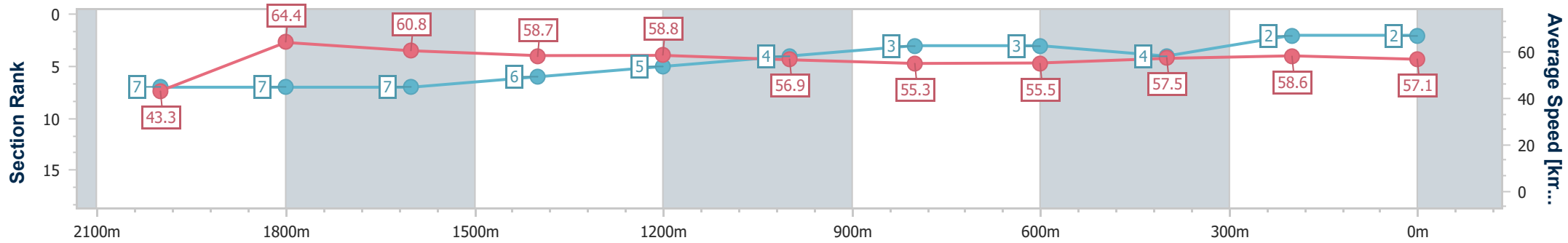
Race 2: SCHWEPPE'S Maiden Plate - 2150m

04 January 2025 - 12:34



Track Rating: Soft 5, Weather: Fine, Rail Position: True

Section	Overall	2000m	1800m	1600m	1400m	1200m	1000m	800m	600m	400m	200m
Section Times	2:15.84 [2] (0:12.48)	2:03.36 [7] (0:11.21)	1:52.15 [7] (0:11.60)	1:40.55 [7] (0:12.20)	1:28.35 [6] (0:12.17)	1:16.18 [5] (0:12.62)	1:03.56 [4] (0:13.04)	0:50.52 [3] (0:13.00)	0:37.52 [3] (0:12.61)	0:24.91 [4] (0:12.31)	0:12.60 [2] (0:12.60)
Average Speed [km/h]	43.3	64.4	60.8	58.7	58.8	56.9	55.3	55.5	57.5	58.6	57.1
Top Speed [km/h]	63.3	65.3	62.9	60.0	59.1	58.6	55.9	56.7	58.2	59.2	58.4
Avg. Dist. to Rail [m]	4.3	1.3	2.5	2.7	2.0	0.4	0.8	0.8	1.0	1.2	1.2
Avg. Stride Freq. [Hz]	2.2	2.3	2.2	2.2	2.2	2.1	2.1	2.1	2.1	2.2	2.1
Avg. Stride Length [m]	5.5	7.8	7.6	7.6	7.6	7.4	7.4	7.4	7.6	7.5	7.4



- [] Ranking at each section and finish
- .-.- No data available at this section
- NA No data available



Horse/Jockey Name	Alecia
Final Rank	3
Fastest Section Time (Section)	0:11.35 (2000m)
Top Speed [km/h] (Section)	64.8 (2000m)
Race State	Finished



Ipswich QLD Professional

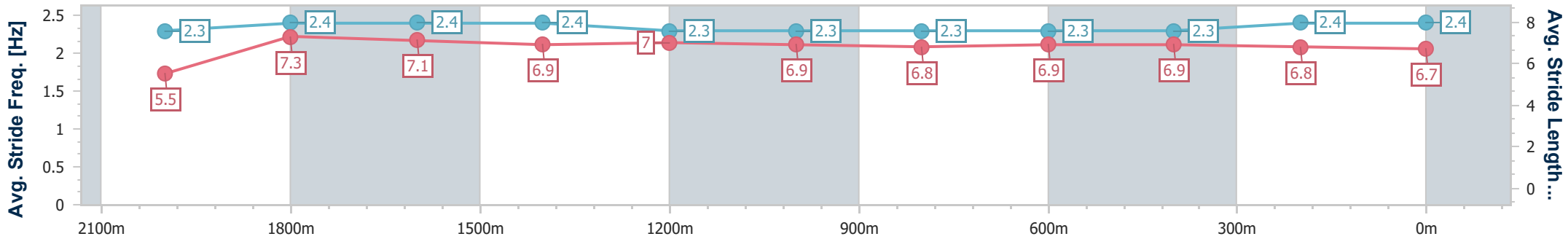
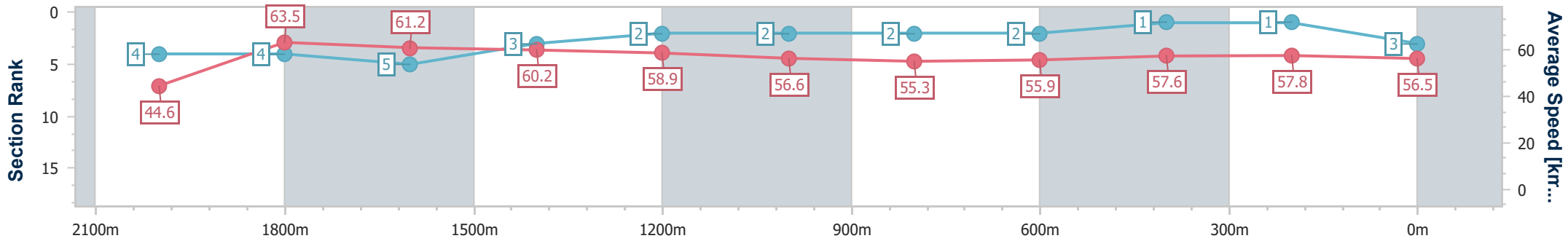
Race 2: SCHWEPPE'S Maiden Plate - 2150m

04 January 2025 - 12:34



Track Rating: Soft 5, Weather: Fine, Rail Position: True

Section	Overall	2000m	1800m	1600m	1400m	1200m	1000m	800m	600m	400m	200m
Section Times	2:15.89 [3] (0:12.10)	2:03.79 [4] (0:11.35)	1:52.44 [4] (0:11.72)	1:40.72 [5] (0:11.98)	1:28.74 [3] (0:12.21)	1:16.53 [2] (0:12.77)	1:03.76 [2] (0:13.06)	0:50.70 [2] (0:12.98)	0:37.72 [2] (0:12.53)	0:25.19 [1] (0:12.47)	0:12.72 [1] (0:12.72)
Average Speed [km/h]	44.6	63.5	61.2	60.2	58.9	56.6	55.3	55.9	57.6	57.8	56.5
Top Speed [km/h]	61.1	64.8	63.8	61.1	60.6	58.5	56.2	56.6	58.6	58.6	57.5
Avg. Dist. to Rail [m]	7.9	1.1	0.5	0.9	0.4	0.6	1.8	1.6	1.0	0.4	0.3
Avg. Stride Freq. [Hz]	2.3	2.4	2.4	2.4	2.3	2.3	2.3	2.3	2.3	2.4	2.4
Avg. Stride Length [m]	5.5	7.3	7.1	6.9	7.0	6.9	6.8	6.9	6.9	6.8	6.7



- [] Ranking at each section and finish
- .-.- No data available at this section
- NA No data available



Horse/Jockey Name	Jamcart
Final Rank	4
Fastest Section Time (Section)	0:11.19 (2000m)
Top Speed [km/h] (Section)	65.8 (2000m)
Race State	Finished



Ipswich QLD Professional

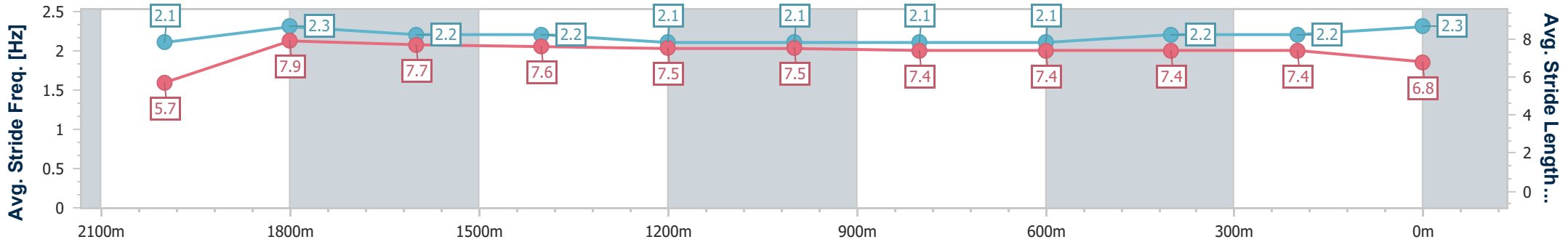
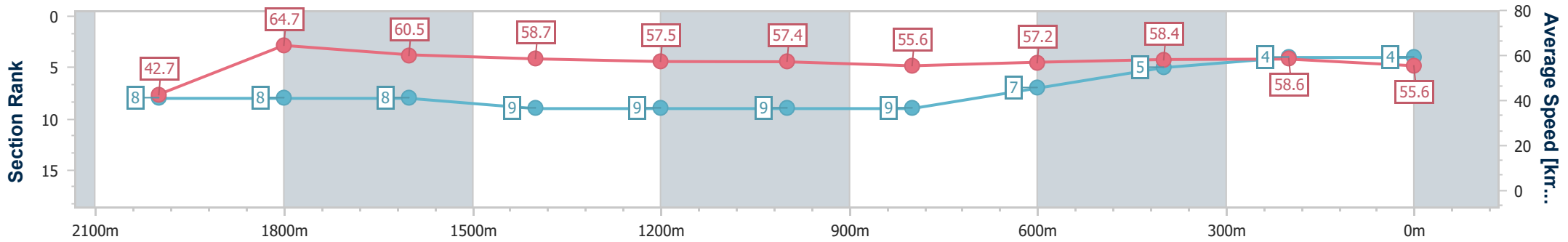
Race 2: SCHWEPPE'S Maiden Plate - 2150m

04 January 2025 - 12:34



Track Rating: Soft 5, Weather: Fine, Rail Position: True

Section	Overall	2000m	1800m	1600m	1400m	1200m	1000m	800m	600m	400m	200m
Section Times	2:16.42 [4] (0:12.63)	2:03.79 [8] (0:11.19)	1:52.60 [8] (0:11.76)	1:40.84 [8] (0:12.21)	1:28.63 [9] (0:12.46)	1:16.17 [9] (0:12.61)	1:03.56 [9] (0:12.98)	0:50.58 [9] (0:12.71)	0:37.87 [7] (0:12.53)	0:25.34 [5] (0:12.45)	0:12.89 [4] (0:12.89)
Average Speed [km/h]	42.7	64.7	60.5	58.7	57.5	57.4	55.6	57.2	58.4	58.6	55.6
Top Speed [km/h]	61.6	65.8	63.2	60.1	58.1	58.4	56.0	59.5	59.5	59.3	57.8
Avg. Dist. to Rail [m]	5.3	1.1	1.2	1.0	0.9	0.6	1.0	2.7	3.6	3.6	3.7
Avg. Stride Freq. [Hz]	2.1	2.3	2.2	2.2	2.1	2.1	2.1	2.1	2.2	2.2	2.3
Avg. Stride Length [m]	5.7	7.9	7.7	7.6	7.5	7.5	7.4	7.4	7.4	7.4	6.8



- [] Ranking at each section and finish
- .-.- No data available at this section
- NA No data available



Horse/Jockey Name	Love 'N' Games
Final Rank	5
Fastest Section Time (Section)	0:11.27 (2000m)
Top Speed [km/h] (Section)	64.8 (2000m)
Race State	Finished



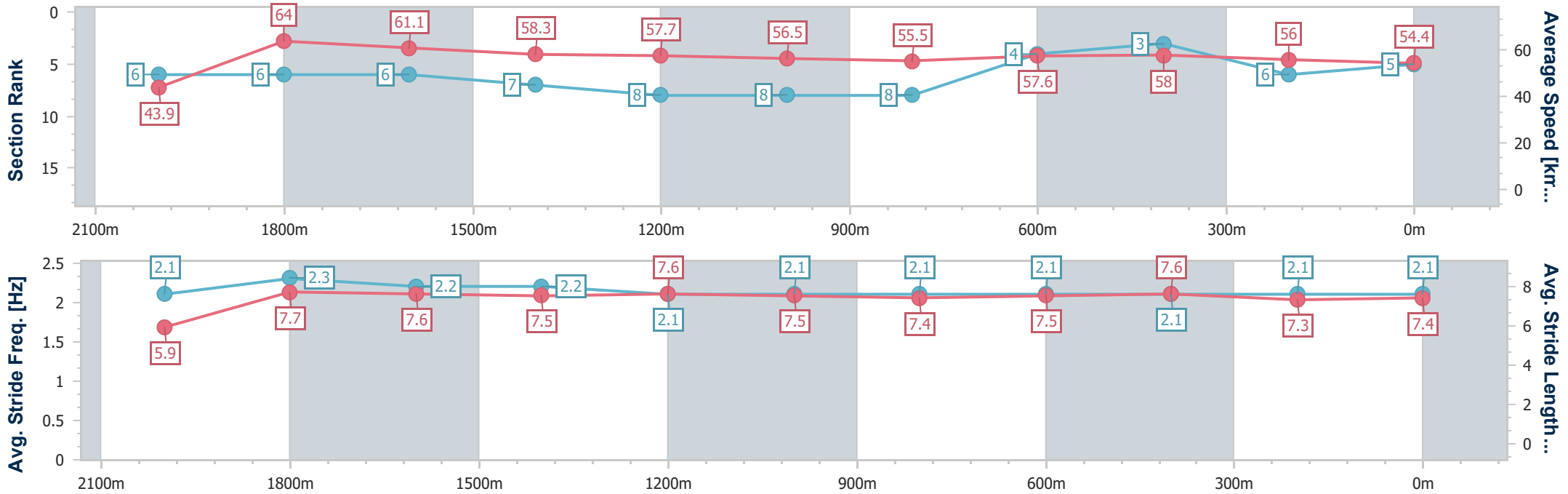
Ipswich QLD Professional
Race 2: SCHWEPPE'S Maiden Plate - 2150m



04 January 2025 - 12:34

Track Rating: Soft 5, Weather: Fine, Rail Position: True

Section	Overall	2000m	1800m	1600m	1400m	1200m	1000m	800m	600m	400m	200m
Section Times	2:17.10 [5] (0:12.34)	2:04.76 [6] (0:11.27)	1:53.49 [6] (0:11.65)	1:41.84 [6] (0:12.30)	1:29.54 [7] (0:12.37)	1:17.17 [8] (0:12.68)	1:04.49 [8] (0:13.03)	0:51.46 [8] (0:12.71)	0:38.75 [4] (0:12.53)	0:26.22 [3] (0:12.98)	0:13.24 [6] (0:13.24)
Average Speed [km/h]	43.9	64.0	61.1	58.3	57.7	56.5	55.5	57.6	58.0	56.0	54.4
Top Speed [km/h]	62.6	64.8	63.7	59.5	58.4	58.3	56.0	58.8	60.1	57.2	59.0
Avg. Dist. to Rail [m]	9.6	1.2	1.4	1.8	2.0	0.7	1.0	3.8	3.0	2.5	2.6
Avg. Stride Freq. [Hz]	2.1	2.3	2.2	2.2	2.1	2.1	2.1	2.1	2.1	2.1	2.1
Avg. Stride Length [m]	5.9	7.7	7.6	7.5	7.6	7.5	7.4	7.5	7.6	7.3	7.4



- [] Ranking at each section and finish
- .-.- No data available at this section
- NA No data available



Horse/Jockey Name	Napa Valley
Final Rank	6
Fastest Section Time (Section)	0:11.13 (2000m)
Top Speed [km/h] (Section)	65.4 (2000m)
Race State	Finished



Ipswich QLD Professional

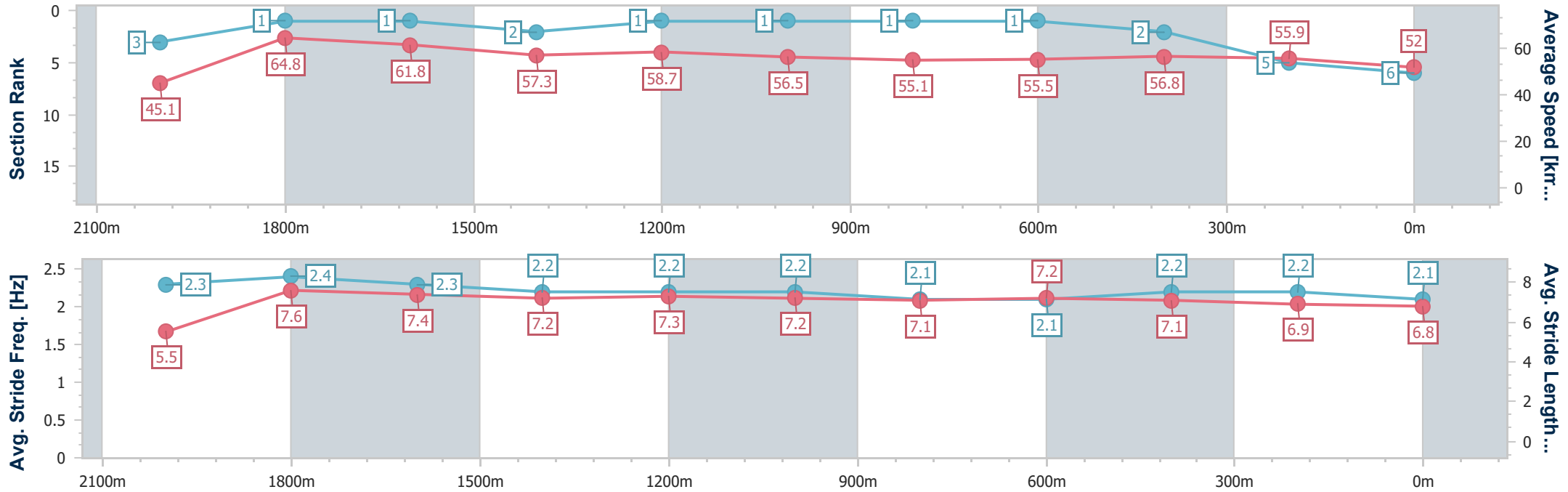
Race 2: SCHWEPPE'S Maiden Plate - 2150m

04 January 2025 - 12:34



Track Rating: Soft 5, Weather: Fine, Rail Position: True

Section	Overall	2000m	1800m	1600m	1400m	1200m	1000m	800m	600m	400m	200m
Section Times	2:17.50 [6] (0:11.97)	2:05.53 [3] (0:11.13)	1:54.40 [1] (0:11.49)	1:42.91 [1] (0:12.52)	1:30.39 [2] (0:12.12)	1:18.27 [1] (0:12.70)	1:05.57 [1] (0:13.11)	0:52.46 [1] (0:13.02)	0:39.44 [1] (0:12.74)	0:26.70 [2] (0:12.88)	0:13.82 [5] (0:13.82)
Average Speed [km/h]	45.1	64.8	61.8	57.3	58.7	56.5	55.1	55.5	56.8	55.9	52.0
Top Speed [km/h]	63.2	65.4	64.8	57.9	59.3	58.1	56.0	56.3	57.6	57.0	55.1
Avg. Dist. to Rail [m]	8.0	3.3	1.9	2.9	2.3	0.6	0.8	1.3	1.3	0.6	0.5
Avg. Stride Freq. [Hz]	2.3	2.4	2.3	2.2	2.2	2.2	2.1	2.1	2.2	2.2	2.1
Avg. Stride Length [m]	5.5	7.6	7.4	7.2	7.3	7.2	7.1	7.2	7.1	6.9	6.8



- [] Ranking at each section and finish
- .-.- No data available at this section
- NA No data available



Horse/Jockey Name	Exfoliate
Final Rank	7
Fastest Section Time (Section)	0:11.17 (2000m)
Top Speed [km/h] (Section)	65.9 (2000m)
Race State	Finished



Ipswich QLD Professional

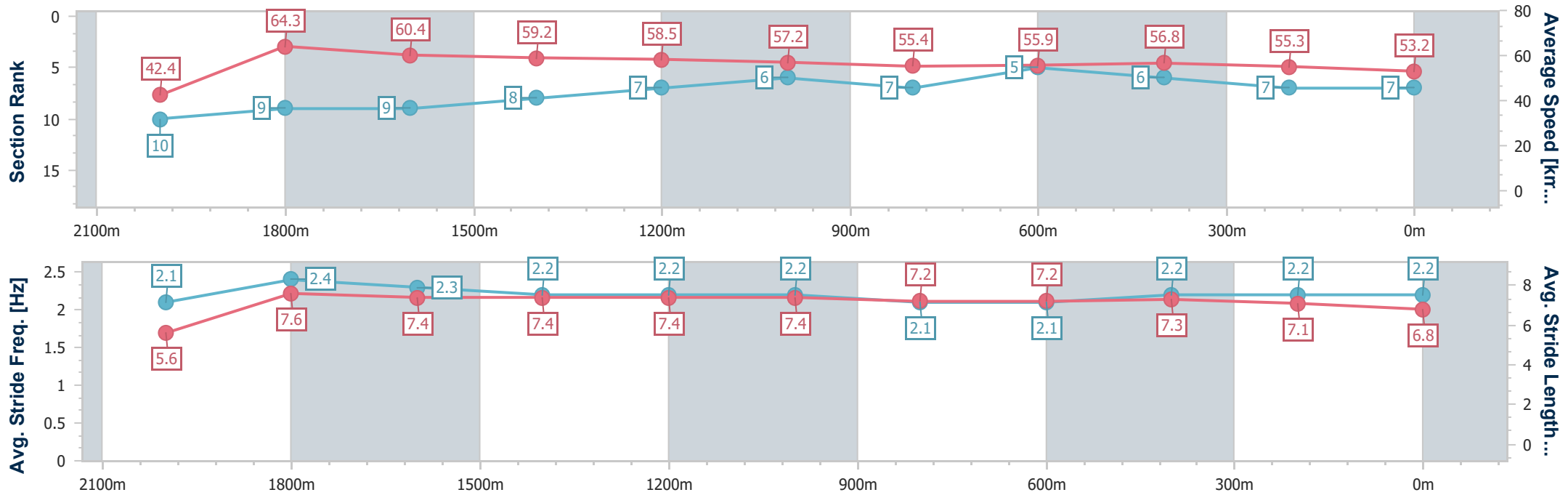
Race 2: SCHWEPPE'S Maiden Plate - 2150m

04 January 2025 - 12:34



Track Rating: Soft 5, Weather: Fine, Rail Position: True

Section	Overall	2000m	1800m	1600m	1400m	1200m	1000m	800m	600m	400m	200m
Section Times	2:17.78 [7] (0:12.78)	2:05.00 [10] (0:11.17)	1:53.83 [9] (0:11.69)	1:42.14 [9] (0:12.11)	1:30.03 [8] (0:12.15)	1:17.88 [7] (0:12.56)	1:05.32 [6] (0:12.98)	0:52.34 [7] (0:13.00)	0:39.34 [5] (0:12.75)	0:26.59 [6] (0:13.05)	0:13.54 [7] (0:13.54)
Average Speed [km/h]	42.4	64.3	60.4	59.2	58.5	57.2	55.4	55.9	56.8	55.3	53.2
Top Speed [km/h]	63.9	65.9	62.5	60.5	59.7	58.4	56.5	57.3	57.6	56.1	54.5
Avg. Dist. to Rail [m]	5.3	0.9	2.6	2.9	2.6	0.8	0.7	1.4	2.0	0.6	0.1
Avg. Stride Freq. [Hz]	2.1	2.4	2.3	2.2	2.2	2.2	2.1	2.1	2.2	2.2	2.2
Avg. Stride Length [m]	5.6	7.6	7.4	7.4	7.4	7.4	7.2	7.2	7.3	7.1	6.8



- [] Ranking at each section and finish
- .-.- No data available at this section
- NA No data available



Horse/Jockey Name	Pride Of Passion
Final Rank	8
Fastest Section Time (Section)	0:11.23 (2000m)
Top Speed [km/h] (Section)	64.8 (2000m)
Race State	Finished



Ipswich QLD Professional

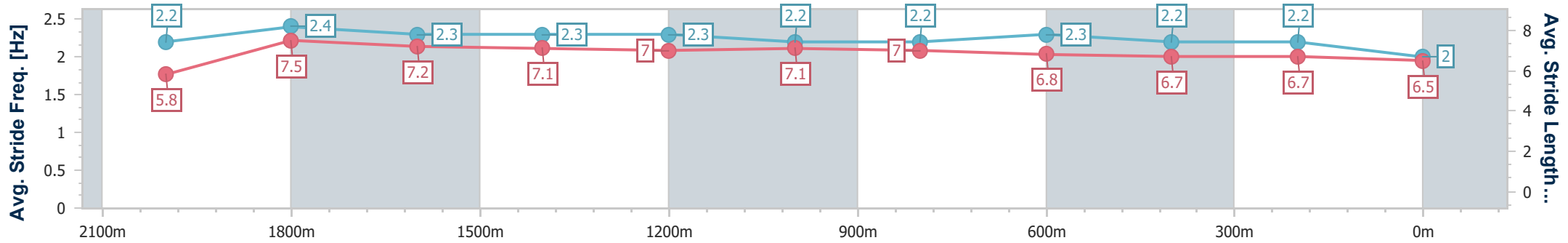
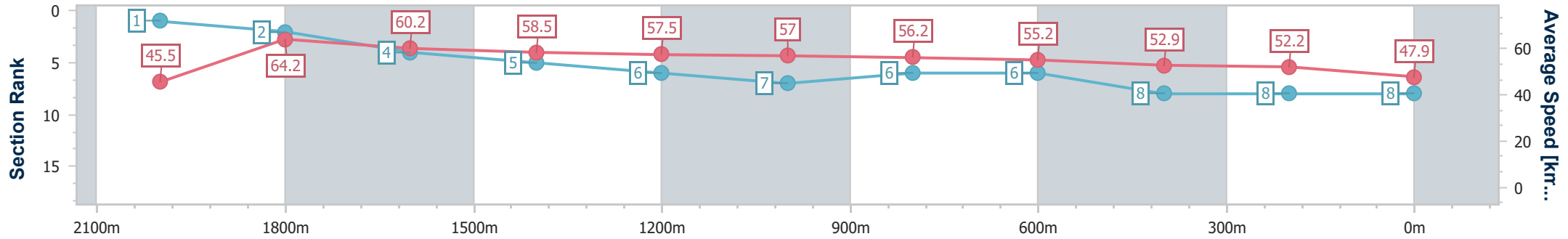
Race 2: SCHWEPPE'S Maiden Plate - 2150m

04 January 2025 - 12:34



Track Rating: Soft 5, Weather: Fine, Rail Position: True

Section	Overall	2000m	1800m	1600m	1400m	1200m	1000m	800m	600m	400m	200m
Section Times	2:21.25 [8] (0:11.90)	2:09.35 [1] (0:11.23)	1:58.12 [2] (0:11.80)	1:46.32 [4] (0:12.28)	1:34.04 [5] (0:12.51)	1:21.53 [6] (0:12.75)	1:08.78 [7] (0:12.91)	0:55.87 [6] (0:13.16)	0:42.71 [6] (0:13.75)	0:28.96 [8] (0:13.96)	0:15.00 [8]
Average Speed [km/h]	45.5	64.2	60.2	58.5	57.5	57.0	56.2	55.2	52.9	52.2	47.9
Top Speed [km/h]	64.1	64.8	63.3	59.6	57.9	57.7	56.6	56.0	55.6	52.6	51.8
Avg. Dist. to Rail [m]	3.2	0.9	1.6	0.8	0.3	1.9	2.7	3.0	2.5	2.5	2.2
Avg. Stride Freq. [Hz]	2.2	2.4	2.3	2.3	2.3	2.2	2.2	2.3	2.2	2.2	2.0
Avg. Stride Length [m]	5.8	7.5	7.2	7.1	7.0	7.1	7.0	6.8	6.7	6.7	6.5



- [] Ranking at each section and finish
- .-.- No data available at this section
- NA No data available



Horse/Jockey Name	Take Me Out
Final Rank	9
Fastest Section Time (Section)	0:11.21 (2000m)
Top Speed [km/h] (Section)	65.4 (2000m)
Race State	Finished



Ipswich QLD Professional

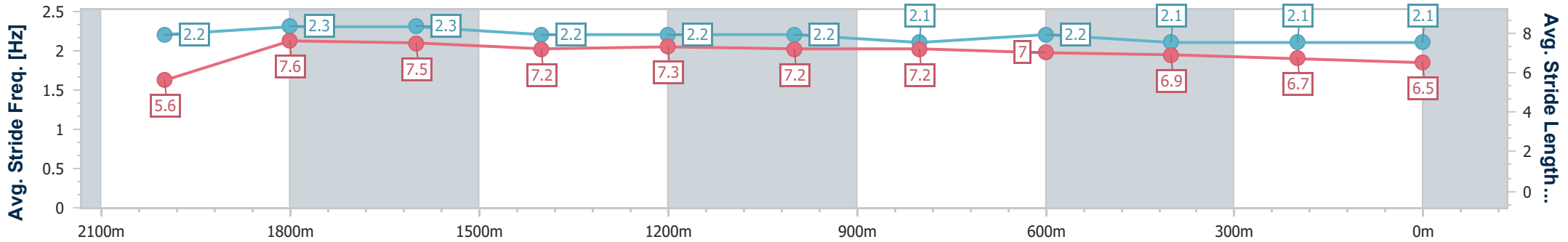
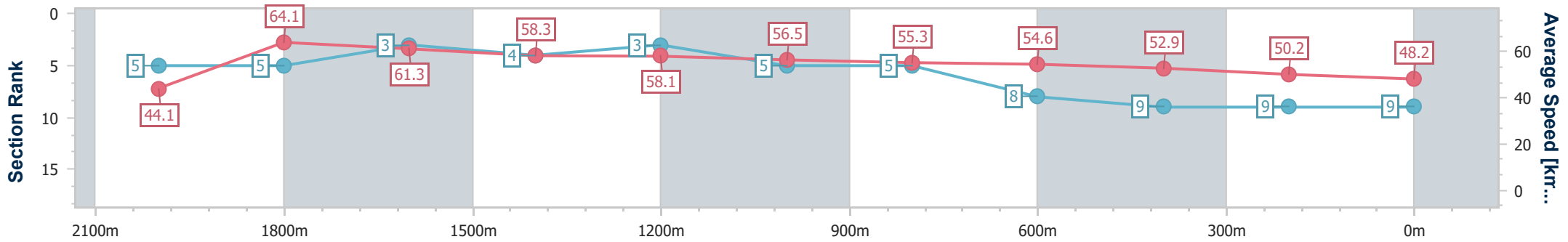
Race 2: SCHWEPPE'S Maiden Plate - 2150m

04 January 2025 - 12:34



Track Rating: Soft 5, Weather: Fine, Rail Position: True

Section	Overall	2000m	1800m	1600m	1400m	1200m	1000m	800m	600m	400m	200m
Section Times	2:21.65 [9] (0:12.28)	2:09.37 [5] (0:11.21)	1:58.16 [5] (0:11.43)	1:46.73 [3] (0:12.24)	1:34.49 [4] (0:12.33)	1:22.16 [3] (0:12.80)	1:09.36 [5] (0:13.08)	0:56.28 [5] (0:13.31)	0:42.97 [8] (0:13.65)	0:29.32 [9] (0:14.37)	0:14.95 [9] (0:14.95)
Average Speed [km/h]	44.1	64.1	61.3	58.3	58.1	56.5	55.3	54.6	52.9	50.2	48.2
Top Speed [km/h]	63.9	65.4	63.3	59.9	58.7	58.1	56.2	55.2	54.8	51.8	48.9
Avg. Dist. to Rail [m]	4.2	1.9	3.8	3.0	1.6	1.3	1.8	2.6	1.4	0.3	0.5
Avg. Stride Freq. [Hz]	2.2	2.3	2.3	2.2	2.2	2.2	2.1	2.2	2.1	2.1	2.1
Avg. Stride Length [m]	5.6	7.6	7.5	7.2	7.3	7.2	7.2	7.0	6.9	6.7	6.5



- [] Ranking at each section and finish
- .-.- No data available at this section
- NA No data available



Horse/Jockey Name	Witness Dis
Final Rank	10
Fastest Section Time (Section)	0:11.21 (2000m)
Top Speed [km/h] (Section)	64.7 (2000m)
Race State	Finished



Ipswich QLD Professional

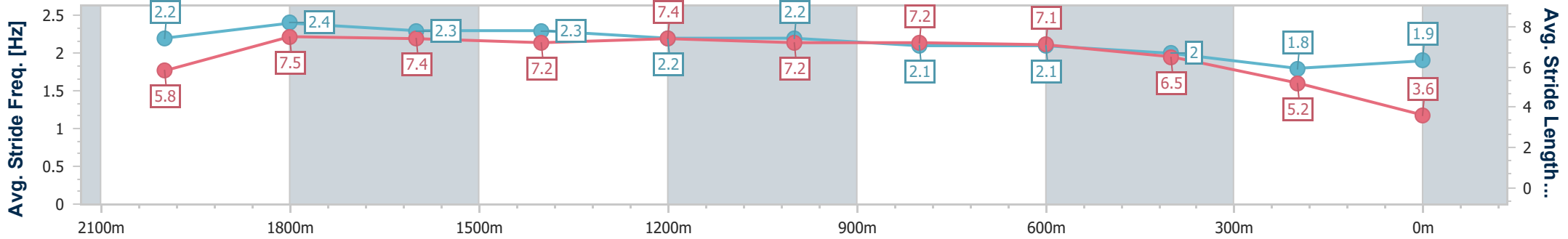
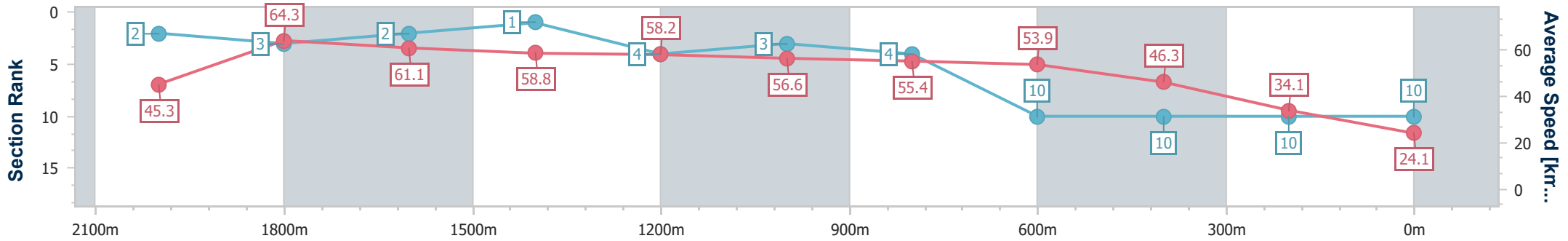
Race 2: SCHWEPPE'S Maiden Plate - 2150m

04 January 2025 - 12:34



Track Rating: Soft 5, Weather: Fine, Rail Position: True

Section	Overall	2000m	1800m	1600m	1400m	1200m	1000m	800m	600m	400m	200m
Section Times	2:45.52 [10] (0:11.94)	2:33.58 [2] (0:11.21)	2:22.37 [3] (0:11.67)	2:10.70 [2] (0:12.22)	1:58.48 [1] (0:12.46)	1:46.02 [4] (0:12.75)	1:33.27 [3] (0:13.09)	1:20.18 [4] (0:13.52)	1:06.66 [10] (0:15.66)	0:51.00 [10] (0:21.19)	0:29.81 [10] (0:29.81)
Average Speed [km/h]	45.3	64.3	61.1	58.8	58.2	56.6	55.4	53.9	46.3	34.1	24.1
Top Speed [km/h]	63.0	64.7	63.3	60.0	58.6	56.7	56.0	54.2	51.7	39.5	32.2
Avg. Dist. to Rail [m]	6.5	0.9	0.9	0.3	0.8	1.4	2.3	2.2	1.9	1.3	2.9
Avg. Stride Freq. [Hz]	2.2	2.4	2.3	2.3	2.2	2.2	2.1	2.1	2.0	1.8	1.9
Avg. Stride Length [m]	5.8	7.5	7.4	7.2	7.4	7.2	7.2	7.1	6.5	5.2	3.6



- [] Ranking at each section and finish
- .-.- No data available at this section
- NA No data available