



**Ipswich QLD Professional**  
**Race 3: BARRIER REEF POOLS BENCHMARK 78 Handicap - 1350m**  
**04 January 2025 - 13:15**



Track Rating: Soft 5, Weather: Fine, Rail Position: True

Section		Overall	1200m	1000m	800m	600m	400m	Last 600m				
Field Times		1:21.96 (0:11.65)	1:10.31 (0:12.51)	0:57.80 (0:12.07)	0:45.73 (0:11.62)	0:34.11 (0:11.44)	0:22.67 (0:11.25)	0:34.11				
Rank	TAB Horse/Jockey	Barrier	Top Speed [km/h]	Fastest Section	Distance Travelled [m]							
1	2 <b>ROLL UP</b> Justin Huxtable	1	66.1 400m	0:11.19 400m	1:21.96 [1] (0:11.72)	1:10.24 [2] (0:12.65)	0:57.59 [4] (0:12.05)	0:45.54 [4] (0:11.60)	0:33.94 [4] (0:11.40)	0:22.54 [3] (0:11.19)	0:33.94	
2	3 <b>DENIED</b> Emily Lang	5	65.8 400m	0:11.25 400m	1:22.00 [2] (0:11.65)	1:10.35 [1] (0:12.51)	0:57.84 [1] (0:12.07)	0:45.77 [1] (0:11.62)	0:34.15 [2] (0:11.44)	0:22.71 [1] (0:11.25)	0:34.15 +0	
3	6 <b>MAGNUS BELLAGIO</b> Madeleine Wishart	2	65.2 400m	0:11.27 400m	1:22.14 [3] (0:11.82)	1:10.32 [3] (0:12.49)	0:57.83 [2] (0:12.00)	0:45.83 [3] (0:11.67)	0:34.16 [3] (0:11.44)	0:22.72 [4] (0:11.27)	0:34.16 +5	
4	5 <b>FIRE KING</b> Colleen Krahen	4	63.5 800m	0:11.56 600m	1:22.86 [4] (0:11.98)	1:10.88 [4] (0:12.35)	0:58.53 [3] (0:11.91)	0:46.62 [2] (0:11.61)	0:35.01 [1] (0:11.56)	0:23.45 [2] (0:11.61)	0:35.01 +4	

Scratched: Azzareach (#1), One 'N' Only (#7), Legend Of Zorro (#8), Micro (#4)

[ ] Ranking at each section and finish  
 -:-:-:- No data available at this section  
 NA No data available

SCN Saddle cloth number  
 DNF Did not finish  
 DNT Did not track



**Ipswich QLD Professional**  
**Race 3: BARRIER REEF POOLS BENCHMARK 78 Handicap - 1350m**  
 04 January 2025 - 13:15



Track Rating: Soft 5, Weather: Fine, Rail Position: True

Section				200m				Last 600m	
Field Times				0:11.42 (0:11.42)				0:34.11	
Rank	TAB	Horse/Jockey	Barrier	Top Speed [km/h]	Fastest Section	Margin			Distance Travelled [m]
1	2	<b>ROLL UP</b> Justin Huxtable	1	66.1 400m	0:11.19 400m	0:11.35 [2] (0:11.35)	1:21.96		0:33.94
2	3	<b>DENIED</b> Emily Lang	5	65.8 400m	0:11.25 400m	0:11.46 [1] (0:11.46)	0.21L		0:34.15 +0
3	6	<b>MAGNUS BELLAGIO</b> Madeleine Wishart	2	65.2 400m	0:11.27 400m	0:11.45 [3] (0:11.45)	1.05L		0:34.16 +5
4	5	<b>FIRE KING</b> Colleen Krahen	4	63.5 800m	0:11.56 600m	0:11.84 [4] (0:11.84)	5.25L		0:35.01 +4

Scratched: Azzareach (#1), One 'N' Only (#7), Legend Of Zorro (#8), Micro (#4)

[ ] Ranking at each section and finish  
 -:-:- No data available at this section  
 NA No data available

SCN Saddle cloth number  
 DNF Did not finish  
 DNT Did not track



Horse/Jockey Name	Roll Up
Final Rank	1
Fastest Section Time (Section)	0:11.19 (400m)
Top Speed [km/h] (Section)	66.1 (400m)
Race State	Finished



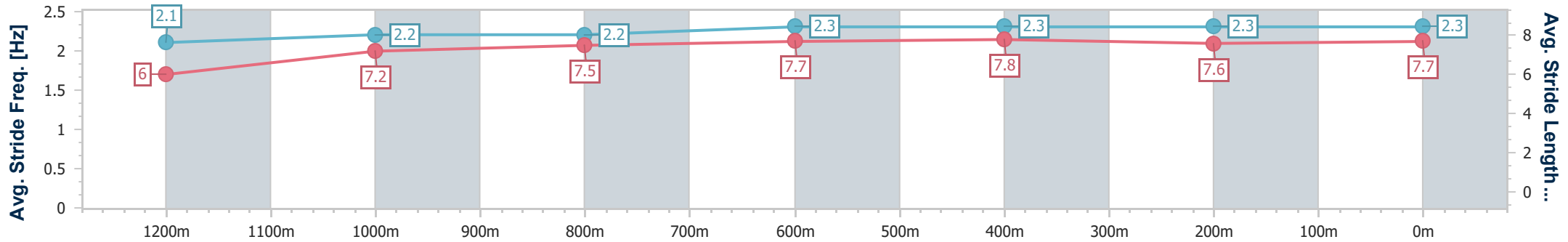
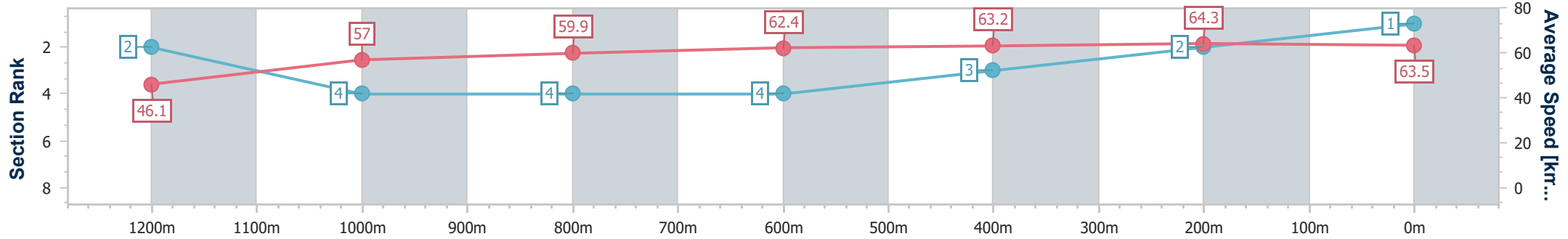
Ipswich QLD Professional  
Race 3: BARRIER REEF POOLS BENCHMARK 78 Handicap - 1350m



04 January 2025 - 13:15

Track Rating: Soft 5, Weather: Fine, Rail Position: True

Section	Overall	1200m	1000m	800m	600m	400m	200m
Section Times	1:21.96 [1] (0:11.72)	1:10.24 [2] (0:12.65)	0:57.59 [4] (0:12.05)	0:45.54 [4] (0:11.60)	0:33.94 [4] (0:11.40)	0:22.54 [3] (0:11.19)	0:11.35 [2] (0:11.35)
Average Speed [km/h]	46.1	57.0	59.9	62.4	63.2	64.3	63.5
Top Speed [km/h]	56.6	58.5	61.2	63.6	64.4	66.1	66.1
Avg. Dist. to Rail [m]	0.6	0.9	1.1	1.4	0.6	0.5	1.3
Avg. Stride Freq. [Hz]	2.1	2.2	2.2	2.3	2.3	2.3	2.3
Avg. Stride Length [m]	6.0	7.2	7.5	7.7	7.8	7.6	7.7



- [ ] Ranking at each section and finish
- .-.- No data available at this section
- NA No data available



Horse/Jockey Name	Denied
Final Rank	2
Fastest Section Time (Section)	0:11.25 (400m)
Top Speed [km/h] (Section)	65.8 (400m)
Race State	Finished



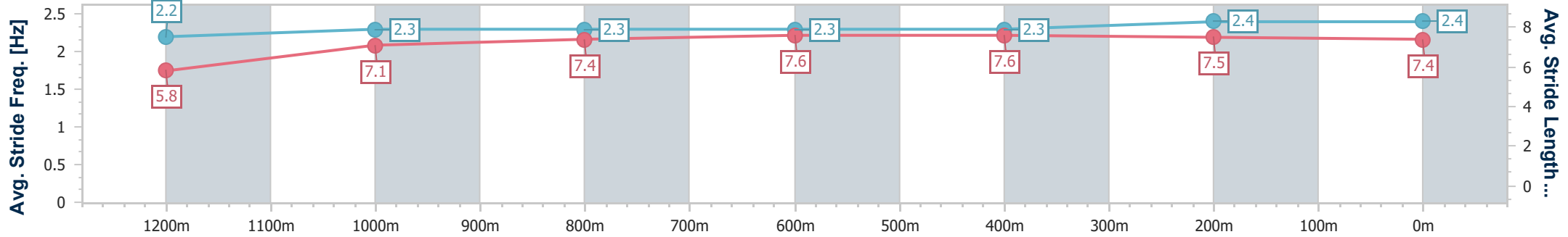
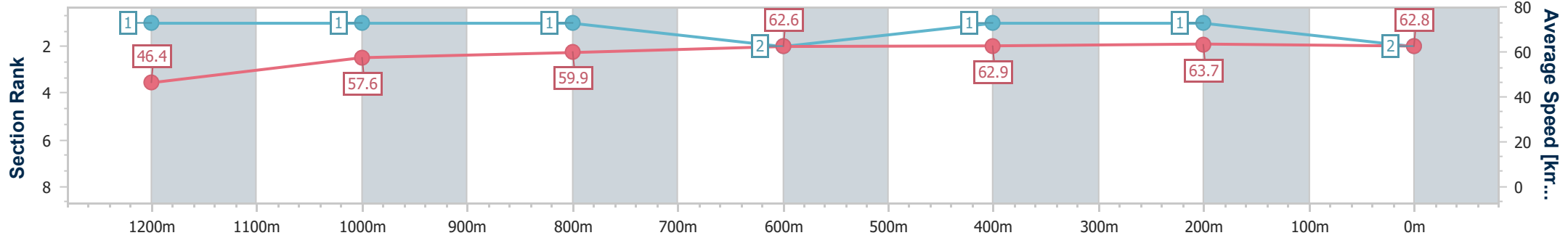
Ipswich QLD Professional  
Race 3: BARRIER REEF POOLS BENCHMARK 78 Handicap - 1350m



04 January 2025 - 13:15

Track Rating: Soft 5, Weather: Fine, Rail Position: True

Section	Overall	1200m	1000m	800m	600m	400m	200m
Section Times	1:22.00 [2] (0:11.65)	1:10.35 [1] (0:12.51)	0:57.84 [1] (0:12.07)	0:45.77 [1] (0:11.62)	0:34.15 [2] (0:11.44)	0:22.71 [1] (0:11.25)	0:11.46 [1] (0:11.46)
Average Speed [km/h]	46.4	57.6	59.9	62.6	62.9	63.7	62.8
Top Speed [km/h]	56.9	58.7	61.6	63.0	63.6	65.8	65.7
Avg. Dist. to Rail [m]	3.5	1.8	1.5	1.7	0.7	1.3	0.9
Avg. Stride Freq. [Hz]	2.2	2.3	2.3	2.3	2.3	2.4	2.4
Avg. Stride Length [m]	5.8	7.1	7.4	7.6	7.6	7.5	7.4



- [ ] Ranking at each section and finish
- .-.- No data available at this section
- NA No data available



Horse/Jockey Name	Magnus Bellagio
Final Rank	3
Fastest Section Time (Section)	0:11.27 (400m)
Top Speed [km/h] (Section)	65.2 (400m)
Race State	Finished



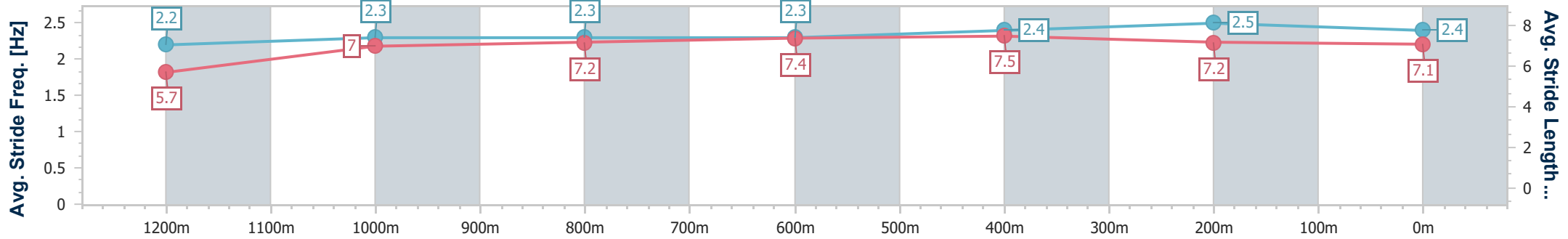
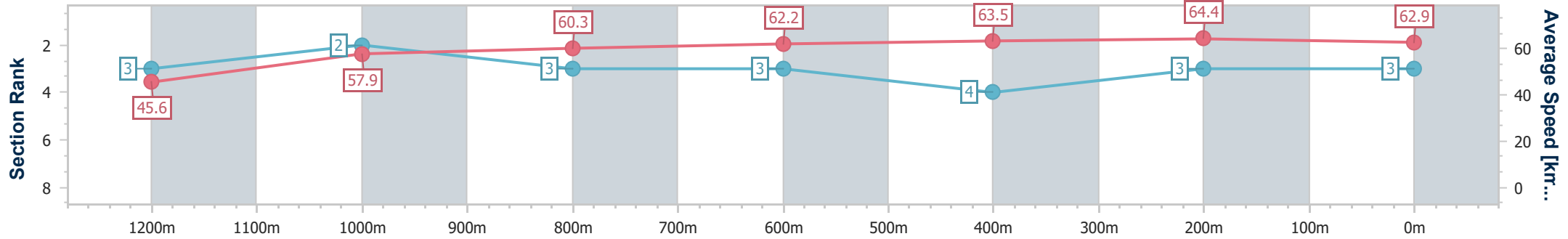
Ipswich QLD Professional  
Race 3: BARRIER REEF POOLS BENCHMARK 78 Handicap - 1350m



04 January 2025 - 13:15

Track Rating: Soft 5, Weather: Fine, Rail Position: True

Section	Overall	1200m	1000m	800m	600m	400m	200m						
Section Times	1:22.14 [3] (0:11.82)	1:10.32 [3] (0:12.49)	0:57.83 [2] (0:12.00)	0:45.83 [3] (0:11.67)	0:34.16 [3] (0:11.44)	0:22.72 [4] (0:11.27)	0:11.45 [3] (0:11.45)						
Average Speed [km/h]	45.6	57.9	60.3	62.2	63.5	64.4	62.9						
Top Speed [km/h]	57.4	58.7	62.0	63.1	64.3	65.2	64.8						
Avg. Dist. to Rail [m]	2.7	2.8	2.1	2.4	2.2	2.5	4.2						
Avg. Stride Freq. [Hz]	2.2	2.3	2.3	2.3	2.4	2.5	2.4						
Avg. Stride Length [m]	5.7	7.0	7.2	7.4	7.5	7.2	7.1						



- [ ] Ranking at each section and finish
- .-.- No data available at this section
- NA No data available



Horse/Jockey Name	Fire King
Final Rank	4
Fastest Section Time (Section)	0:11.56 (600m)
Top Speed [km/h] (Section)	63.5 (800m)
Race State	Finished



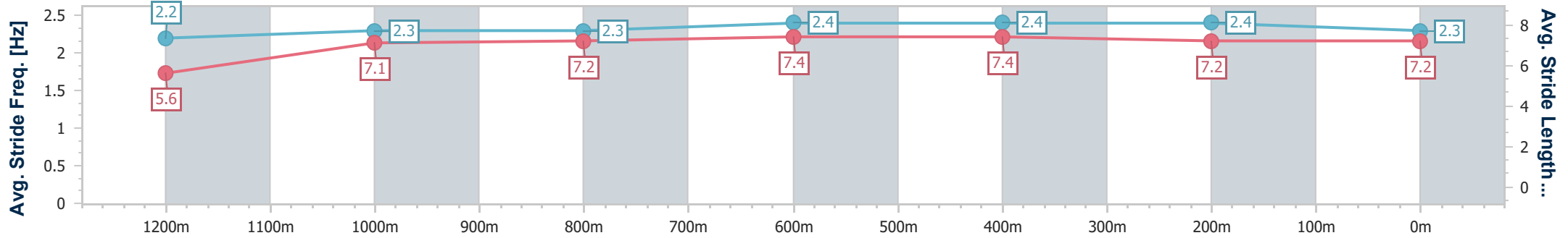
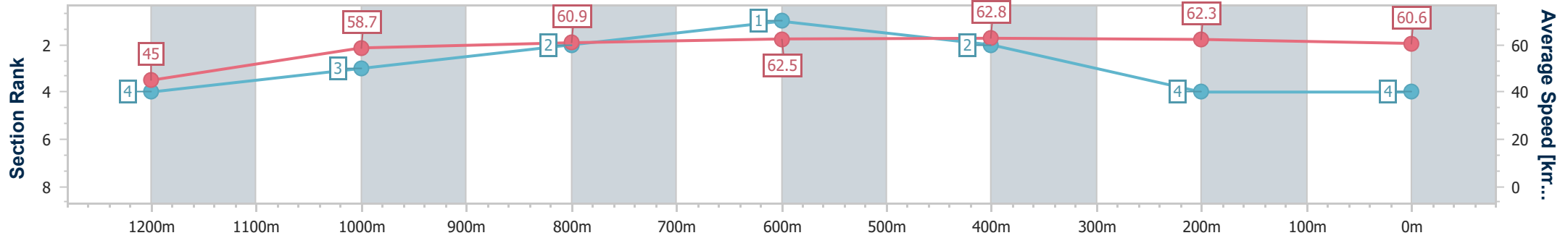
Ipswich QLD Professional  
Race 3: BARRIER REEF POOLS BENCHMARK 78 Handicap - 1350m



04 January 2025 - 13:15

Track Rating: Soft 5, Weather: Fine, Rail Position: True

Section	Overall	1200m	1000m	800m	600m	400m	200m
Section Times	1:22.86 [4] (0:11.98)	1:10.88 [4] (0:12.35)	0:58.53 [3] (0:11.91)	0:46.62 [2] (0:11.61)	0:35.01 [1] (0:11.56)	0:23.45 [2] (0:11.61)	0:11.84 [4] (0:11.84)
Average Speed [km/h]	45.0	58.7	60.9	62.5	62.8	62.3	60.6
Top Speed [km/h]	59.0	59.2	62.7	63.5	63.4	63.2	62.3
Avg. Dist. to Rail [m]	3.8	4.3	3.5	3.0	2.2	0.4	1.6
Avg. Stride Freq. [Hz]	2.2	2.3	2.3	2.4	2.4	2.4	2.3
Avg. Stride Length [m]	5.6	7.1	7.2	7.4	7.4	7.2	7.2



- [ ] Ranking at each section and finish
- .-.- No data available at this section
- NA No data available