

Ipswich QLD Professional

Race 4: IMPERIAL RACING Maiden Handicap - 1350m

04 January 2025 - 13:48

Track Rating: Soft 5, Weather: Fine, Rail Position: True

Section		Field Times										Last 600m				
		Overall	1200m	1000m	800m	600m	400m						0:35.87			
		1:22.14 (0:11.30)	1:10.84 (0:11.01)	0:59.83 (0:11.86)	0:47.97 (0:12.10)	0:35.87 (0:11.80)	0:24.07 (0:12.13)									
Rank	TAB	Horse/Jockey	Barrier	Top Speed [km/h]	Fastest Section											Distance Travelled [m]
1	2	NITROGEN Justin Huxtable	3	65.9 1200m	0:11.16 1200m	1:22.14 [1] (0:11.82)	1:10.32 [9] (0:11.16)	0:59.16 [7] (0:11.88)	0:47.28 [7] (0:12.24)	0:35.04 [7] (0:11.73)	0:23.31 [7] (0:11.71)	0:35.04				
2	14	POSSIBILITIES Michael Cahill	12	64.8 1200m	0:11.32 1200m	1:22.20 [2] (0:11.95)	1:10.25 [11] (0:11.32)	0:58.93 [10] (0:11.76)	0:47.17 [9] (0:12.12)	0:35.05 [8] (0:11.64)	0:23.41 [6] (0:11.57)	0:35.05 +5				
3	9	PAPERINO Brandon Lerena	4	65.6 1200m	0:11.24 1200m	1:22.25 [3] (0:12.02)	1:10.23 [12] (0:11.24)	0:58.99 [9] (0:11.89)	0:47.10 [10] (0:12.25)	0:34.85 [11] (0:11.71)	0:23.14 [10] (0:11.60)	0:34.85 -1				
4	11	LIPAROTA Adin Thompson	9	67.4 1200m	0:11.01 1200m	1:22.32 [4] (0:11.30)	1:11.02 [1] (0:11.01)	1:00.01 [1] (0:11.97)	0:48.04 [3] (0:12.21)	0:35.83 [4] (0:11.79)	0:24.04 [4] (0:11.95)	0:35.83 +0				
5	4	MURMURS Boris Thornton	13	64.7 1000m	0:11.50 400m	1:22.36 [5] (0:11.92)	1:10.44 [10] (0:11.72)	0:58.72 [12] (0:11.85)	0:46.87 [12] (0:12.20)	0:34.67 [12] (0:11.57)	0:23.10 [12] (0:11.50)	0:34.67 +0				
6	17	CASSETTE Micheal Hellyer	7	67.5 1200m	0:11.06 1200m	1:22.59 [6] (0:11.42)	1:11.17 [4] (0:11.06)	1:00.11 [2] (0:11.69)	0:48.42 [2] (0:12.10)	0:36.32 [1] (0:11.80)	0:24.52 [1] (0:12.13)	0:36.32 -3				
7	20	DARE I SAY Dale Smith	6	67.0 1200m	0:11.12 1200m	1:22.76 [7] (0:11.37)	1:11.39 [2] (0:11.12)	1:00.27 [3] (0:11.80)	0:48.47 [4] (0:12.15)	0:36.32 [3] (0:11.82)	0:24.50 [3] (0:12.11)	0:36.32 +1				
8	6	DIVAS REIGN Jai Williams	1	66.2 1200m	0:11.20 1200m	1:22.78 [8] (0:11.44)	1:11.34 [5] (0:11.20)	1:00.14 [5] (0:11.92)	0:48.22 [5] (0:12.29)	0:35.93 [5] (0:11.77)	0:24.16 [5] (0:11.80)	0:35.93 -3				
9	3	KENSINGTON'S JEWEL Samantha Collett	10	65.4 1200m	0:11.18 1200m	1:22.87 [9] (0:11.41)	1:11.46 [3] (0:11.18)	1:00.28 [4] (0:11.58)	0:48.70 [1] (0:12.20)	0:36.50 [2] (0:11.86)	0:24.64 [2] (0:12.08)	0:36.50 +1				
10	1	STILL UNWANTED Les Tilley	11	64.8 1200m	0:11.33 1200m	1:23.21 [10] (0:11.74)	1:11.47 [7] (0:11.33)	1:00.14 [8] (0:11.87)	0:48.27 [8] (0:12.27)	0:36.00 [9] (0:11.82)	0:24.18 [9] (0:12.00)	0:36.00 +4				

Scratched: Cool Panels (#15), Hello Lovely (#8), Strike The Heart (#5), Reveillon (#10), Top Level (#12), Sand 'N' Power (#16), Private Showtime (#18), Begorra (#19), Gartan (#21)

Track Rating: Soft 5, Weather: Fine, Rail Position: True

Section		Overall	1200m	1000m	800m	600m	400m	Last 600m				
Field Times		1:22.14 (0:11.30)	1:10.84 (0:11.01)	0:59.83 (0:11.86)	0:47.97 (0:12.10)	0:35.87 (0:11.80)	0:24.07 (0:12.13)	0:35.87				
Rank	TAB Horse/Jockey	Barrier	Top Speed [km/h]	Fastest Section	Distance Travelled [m]							
11	22 LADY LETHAN Colleen Krahn	5	65.0 1200m	0:11.30 1200m	1:23.32 [11] (0:12.02)	1:11.30 [13] (0:11.30)	1:00.00 [11] (0:11.93)	0:48.07 [11] (0:12.07)	0:36.00 [10] (0:11.84)	0:24.16 [11] (0:12.10)	0:36.00	+3
12	13 FORCEFILLY Elione Chaves	14	64.1 1000m	0:11.76 400m	1:23.55 [12] (0:11.82)	1:11.73 [8] (0:11.84)	0:59.89 [13] (0:11.92)	0:47.97 [13] (0:12.16)	0:35.81 [13] (0:11.95)	0:23.86 [13] (0:11.76)	0:35.81	+1
13	7 DON'T STOP ME NOW Luke Dempsey	2	65.2 1200m	0:11.29 1200m	1:25.55 [13] (0:11.51)	1:14.04 [6] (0:11.29)	1:02.75 [6] (0:11.94)	0:50.81 [6] (0:12.22)	0:38.59 [6] (0:11.97)	0:26.62 [8] (0:12.85)	0:38.59	+1

Scratched: Cool Panels (#15), Hello Lovely (#8), Strike The Heart (#5), Reveillon (#10), Top Level (#12), Sand 'N' Power (#16), Private Showtime (#18), Begorra (#19), Gartan (#21)

Track Rating: Soft 5, Weather: Fine, Rail Position: True

Section				200m				Last 600m	
Field Times				0:11.94 (0:11.94)				0:35.87	
Rank	TAB	Horse/Jockey	Barrier	Top Speed [km/h]	Fastest Section	Margin			Distance Travelled [m]
1	2	NITROGEN Justin Huxtable	3	65.9 1200m	0:11.16 1200m	0:11.60 [7] (0:11.60)	1:22.14		0:35.04
2	14	POSSIBILITIES Michael Cahill	12	64.8 1200m	0:11.32 1200m	0:11.84 [4] (0:11.84)	0.39L		0:35.05 +5
3	9	PAPERINO Brandon Lerena	4	65.6 1200m	0:11.24 1200m	0:11.54 [8] (0:11.54)	0.64L		0:34.85 -1
4	11	LIPAROTA Adin Thompson	9	67.4 1200m	0:11.01 1200m	0:12.09 [2] (0:12.09)	1.07L		0:35.83 +0
5	4	MURMURS Boris Thornton	13	64.7 1000m	0:11.50 400m	0:11.60 [9] (0:11.60)	1.32L		0:34.67 +0
6	17	CASSETTE Micheal Hellyer	7	67.5 1200m	0:11.06 1200m	0:12.39 [1] (0:12.39)	2.66L		0:36.32 -3
7	20	DARE I SAY Dale Smith	6	67.0 1200m	0:11.12 1200m	0:12.39 [5] (0:12.39)	3.64L		0:36.32 +1
8	6	DIVAS REIGN Jai Williams	1	66.2 1200m	0:11.20 1200m	0:12.36 [6] (0:12.36)	3.76L		0:35.93 -3
9	3	KENSINGTON'S JEWEL Samantha Collett	10	65.4 1200m	0:11.18 1200m	0:12.56 [3] (0:12.56)	4.32L		0:36.50 +1
10	1	STILL UNWANTED Les Tilley	11	64.8 1200m	0:11.33 1200m	0:12.18 [10] (0:12.18)	6.33L		0:36.00 +4

Scratched: Cool Panels (#15), Hello Lovely (#8), Strike The Heart (#5), Reveillon (#10), Top Level (#12), Sand 'N' Power (#16), Private Showtime (#18), Begorra (#19), Gartan (#21)



Ipswich QLD Professional
Race 4: IMPERIAL RACING Maiden Handicap - 1350m
 04 January 2025 - 13:48



Track Rating: Soft 5, Weather: Fine, Rail Position: True

Section				200m				Last 600m	
Field Times				0:11.94 (0:11.94)				0:35.87	
Rank	TAB	Horse/Jockey	Barrier	Top Speed [km/h]	Fastest Section	Margin			Distance Travelled [m]
11	22	LADY LETHAN Colleen Krahn	5	65.0 1200m	0:11.30 1200m	0:12.06 [11] (0:12.06)	6.95L		0:36.00 +3
12	13	FORCEFILLY Elione Chaves	14	64.1 1000m	0:11.76 400m	0:12.10 [12] (0:12.10)	8.3L		0:35.81 +1
13	7	DON'T STOP ME NOW Luke Dempsey	2	65.2 1200m	0:11.29 1200m	0:13.77 [13] (0:13.77)	20.08L		0:38.59 +1

Scratched: Cool Panels (#15), Hello Lovely (#8), Strike The Heart (#5), Reveillon (#10), Top Level (#12), Sand 'N' Power (#16), Private Showtime (#18), Begorra (#19), Gartan (#21)

[] Ranking at each section and finish
 -:-:-:- No data available at this section
 NA No data available

SCN Saddle cloth number
 DNF Did not finish
 DNT Did not track



Horse/Jockey Name	Nitrogen
Final Rank	1
Fastest Section Time (Section)	0:11.16 (1200m)
Top Speed [km/h] (Section)	65.9 (1200m)
Race State	Finished



Ipswich QLD Professional

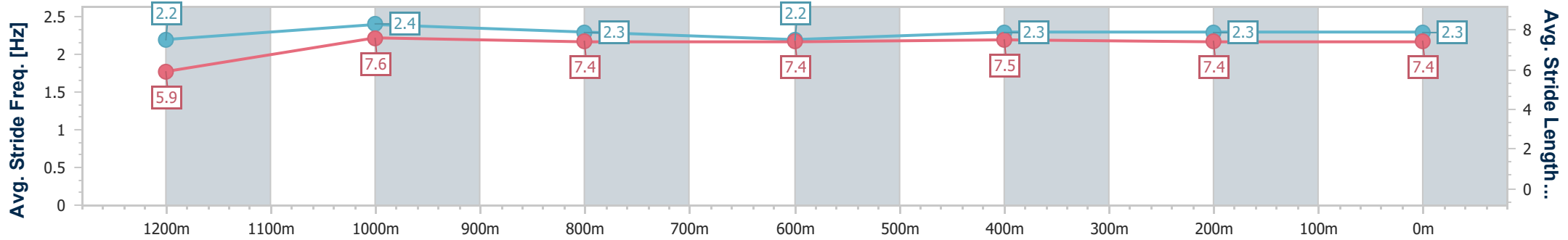
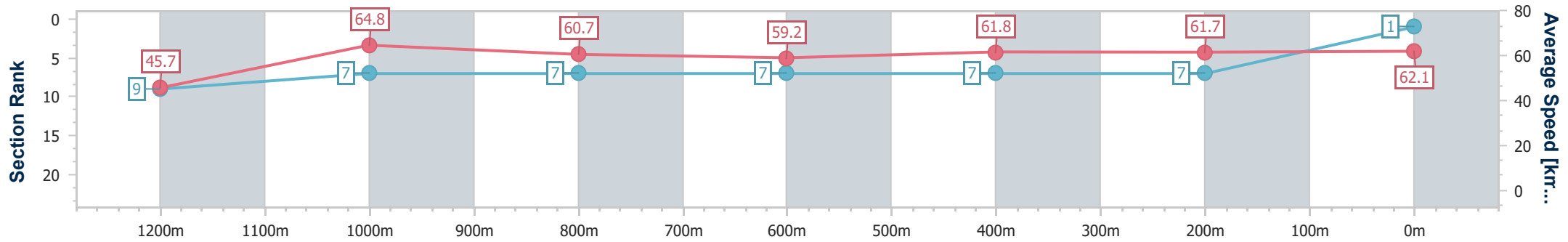
Race 4: IMPERIAL RACING Maiden Handicap - 1350m

04 January 2025 - 13:48

Track Rating: Soft 5, Weather: Fine, Rail Position: True



Section	Overall	1200m	1000m	800m	600m	400m	200m
Section Times	1:22.14 [1] (0:11.82)	1:10.32 [9] (0:11.16)	0:59.16 [7] (0:11.88)	0:47.28 [7] (0:12.24)	0:35.04 [7] (0:11.73)	0:23.31 [7] (0:11.71)	0:11.60 [7] (0:11.60)
Average Speed [km/h]	45.7	64.8	60.7	59.2	61.8	61.7	62.1
Top Speed [km/h]	63.2	65.9	63.0	60.4	63.1	64.7	62.5
Avg. Dist. to Rail [m]	3.2	1.6	1.4	1.8	1.5	1.2	2.0
Avg. Stride Freq. [Hz]	2.2	2.4	2.3	2.2	2.3	2.3	2.3
Avg. Stride Length [m]	5.9	7.6	7.4	7.4	7.5	7.4	7.4



- [] Ranking at each section and finish
- .-.- No data available at this section
- NA No data available



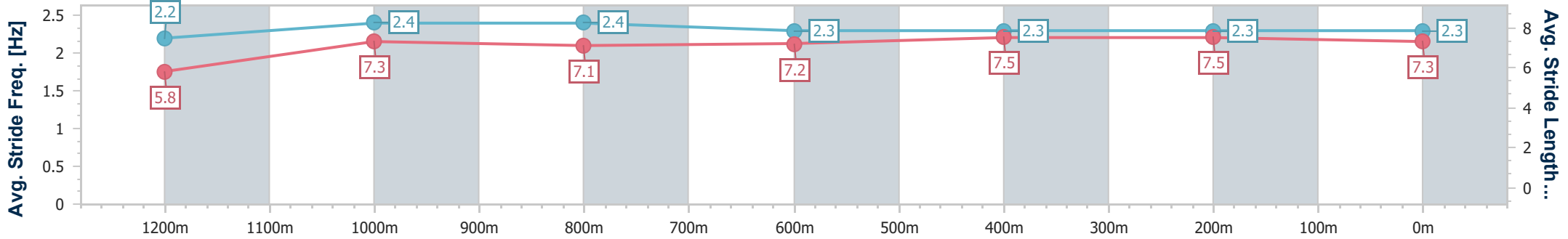
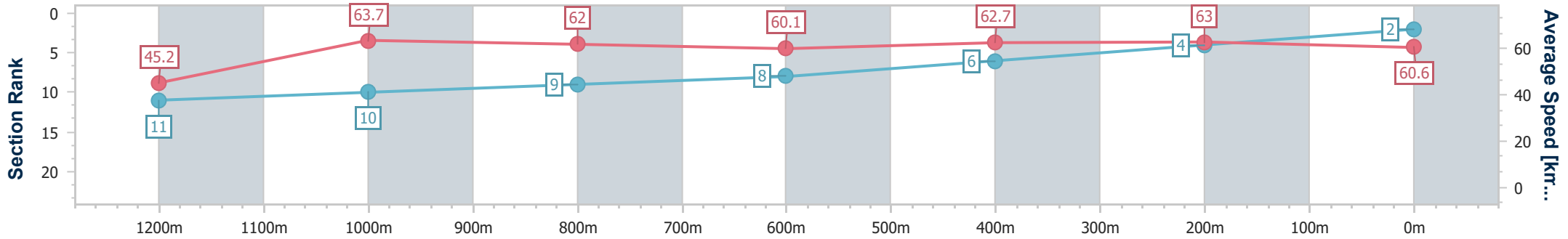
Horse/Jockey Name	Possibilities
Final Rank	2
Fastest Section Time (Section)	0:11.32 (1200m)
Top Speed [km/h] (Section)	64.8 (1200m)
Race State	Finished



Ipswich QLD Professional
 Race 4: IMPERIAL RACING Maiden Handicap - 1350m
 04 January 2025 - 13:48
 Track Rating: Soft 5, Weather: Fine, Rail Position: True



Section	Overall	1200m	1000m	800m	600m	400m	200m
Section Times	1:22.20 [2] (0:11.95)	1:10.25 [11] (0:11.32)	0:58.93 [10] (0:11.76)	0:47.17 [9] (0:12.12)	0:35.05 [8] (0:11.64)	0:23.41 [6] (0:11.57)	0:11.84 [4] (0:11.84)
Average Speed [km/h]	45.2	63.7	62.0	60.1	62.7	63.0	60.6
Top Speed [km/h]	63.4	64.8	64.7	61.2	63.9	63.9	62.0
Avg. Dist. to Rail [m]	11.1	3.4	3.6	3.6	3.4	3.3	3.7
Avg. Stride Freq. [Hz]	2.2	2.4	2.4	2.3	2.3	2.3	2.3
Avg. Stride Length [m]	5.8	7.3	7.1	7.2	7.5	7.5	7.3



- [] Ranking at each section and finish
- .-.- No data available at this section
- NA No data available



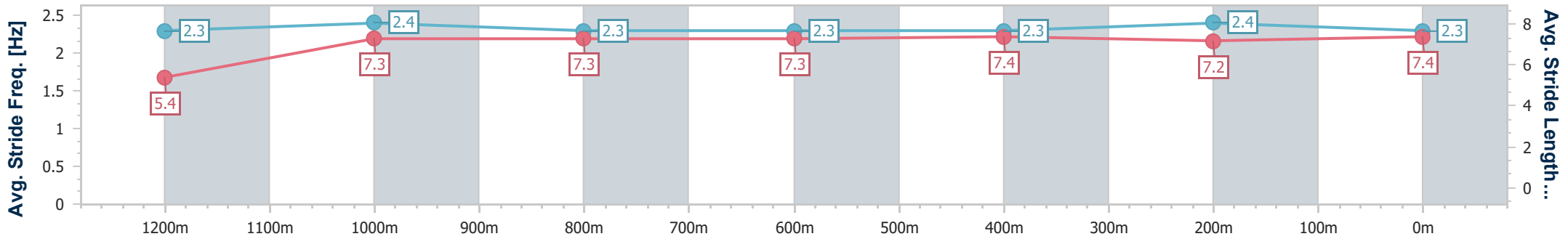
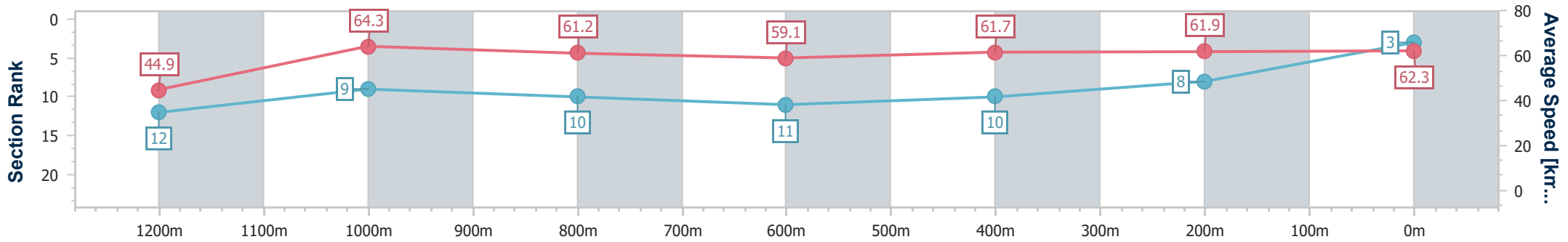
Horse/Jockey Name	Paperino
Final Rank	3
Fastest Section Time (Section)	0:11.24 (1200m)
Top Speed [km/h] (Section)	65.6 (1200m)
Race State	Finished



Ipswich QLD Professional
 Race 4: IMPERIAL RACING Maiden Handicap - 1350m
 04 January 2025 - 13:48
 Track Rating: Soft 5, Weather: Fine, Rail Position: True



Section	Overall	1200m	1000m	800m	600m	400m	200m
Section Times	1:22.25 [3] (0:12.02)	1:10.23 [12] (0:11.24)	0:58.99 [9] (0:11.89)	0:47.10 [10] (0:12.25)	0:34.85 [11] (0:11.71)	0:23.14 [10] (0:11.60)	0:11.54 [8] (0:11.54)
Average Speed [km/h]	44.9	64.3	61.2	59.1	61.7	61.9	62.3
Top Speed [km/h]	62.3	65.6	64.0	60.7	63.3	63.4	64.4
Avg. Dist. to Rail [m]	4.9	3.8	3.3	2.2	1.0	0.6	3.0
Avg. Stride Freq. [Hz]	2.3	2.4	2.3	2.3	2.3	2.4	2.3
Avg. Stride Length [m]	5.4	7.3	7.3	7.3	7.4	7.2	7.4



- [] Ranking at each section and finish
- .-.- No data available at this section
- NA No data available



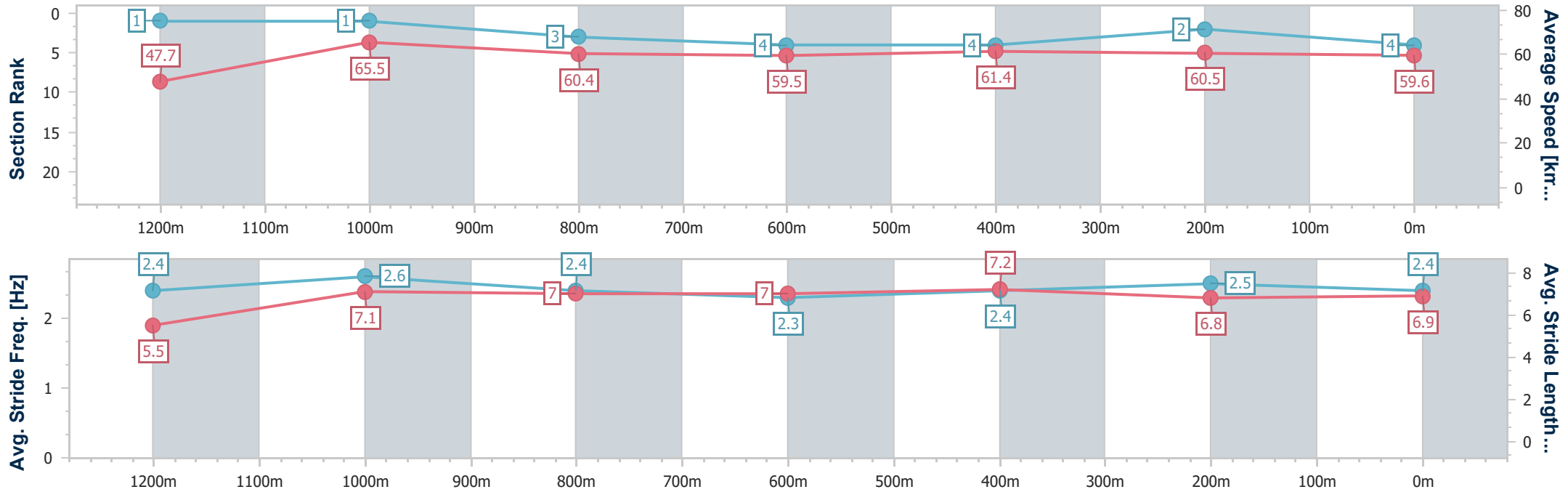
Horse/Jockey Name	Liparota
Final Rank	4
Fastest Section Time (Section)	0:11.01 (1200m)
Top Speed [km/h] (Section)	67.4 (1200m)
Race State	Finished



Ipswich QLD Professional
 Race 4: IMPERIAL RACING Maiden Handicap - 1350m
 04 January 2025 - 13:48
 Track Rating: Soft 5, Weather: Fine, Rail Position: True



Section	Overall	1200m	1000m	800m	600m	400m	200m
Section Times	1:22.32 [4] (0:11.30)	1:11.02 [1] (0:11.01)	1:00.01 [1] (0:11.97)	0:48.04 [3] (0:12.21)	0:35.83 [4] (0:11.79)	0:24.04 [4] (0:11.95)	0:12.09 [2] (0:12.09)
Average Speed [km/h]	47.7	65.5	60.4	59.5	61.4	60.5	59.6
Top Speed [km/h]	66.2	67.4	61.5	59.9	62.4	61.6	60.5
Avg. Dist. to Rail [m]	7.1	2.7	1.2	2.0	2.0	1.5	2.8
Avg. Stride Freq. [Hz]	2.4	2.6	2.4	2.3	2.4	2.5	2.4
Avg. Stride Length [m]	5.5	7.1	7.0	7.0	7.2	6.8	6.9



- [] Ranking at each section and finish
- .-.-.- No data available at this section
- NA No data available



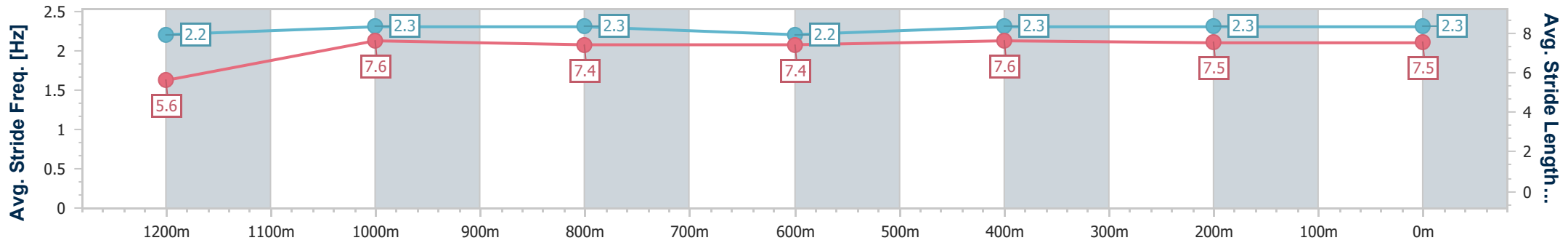
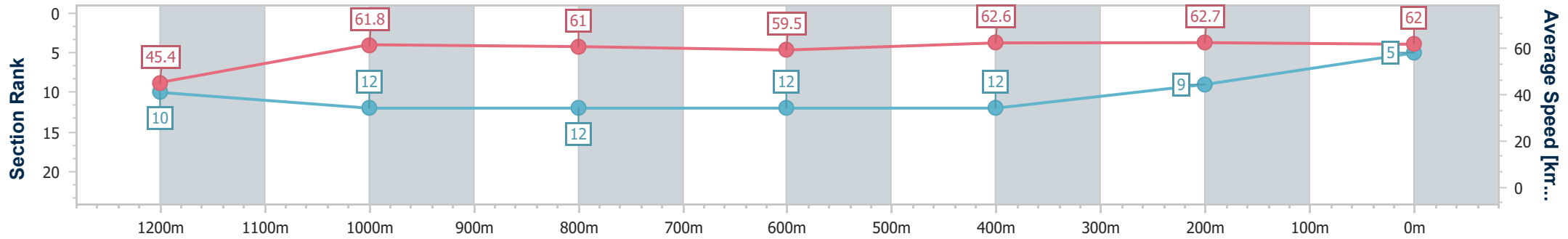
Horse/Jockey Name	Murmurs
Final Rank	5
Fastest Section Time (Section)	0:11.50 (400m)
Top Speed [km/h] (Section)	64.7 (1000m)
Race State	Finished



Ipswich QLD Professional
 Race 4: IMPERIAL RACING Maiden Handicap - 1350m
 04 January 2025 - 13:48
 Track Rating: Soft 5, Weather: Fine, Rail Position: True



Section	Overall	1200m	1000m	800m	600m	400m	200m
Section Times	1:22.36 [5] (0:11.92)	1:10.44 [10] (0:11.72)	0:58.72 [12] (0:11.85)	0:46.87 [12] (0:12.20)	0:34.67 [12] (0:11.57)	0:23.10 [12] (0:11.50)	0:11.60 [9] (0:11.60)
Average Speed [km/h]	45.4	61.8	61.0	59.5	62.6	62.7	62.0
Top Speed [km/h]	61.6	64.7	64.7	61.0	63.4	63.7	63.2
Avg. Dist. to Rail [m]	12.8	4.8	2.0	1.9	1.3	1.6	5.8
Avg. Stride Freq. [Hz]	2.2	2.3	2.3	2.2	2.3	2.3	2.3
Avg. Stride Length [m]	5.6	7.6	7.4	7.4	7.6	7.5	7.5



- [] Ranking at each section and finish
- .-.- No data available at this section
- NA No data available



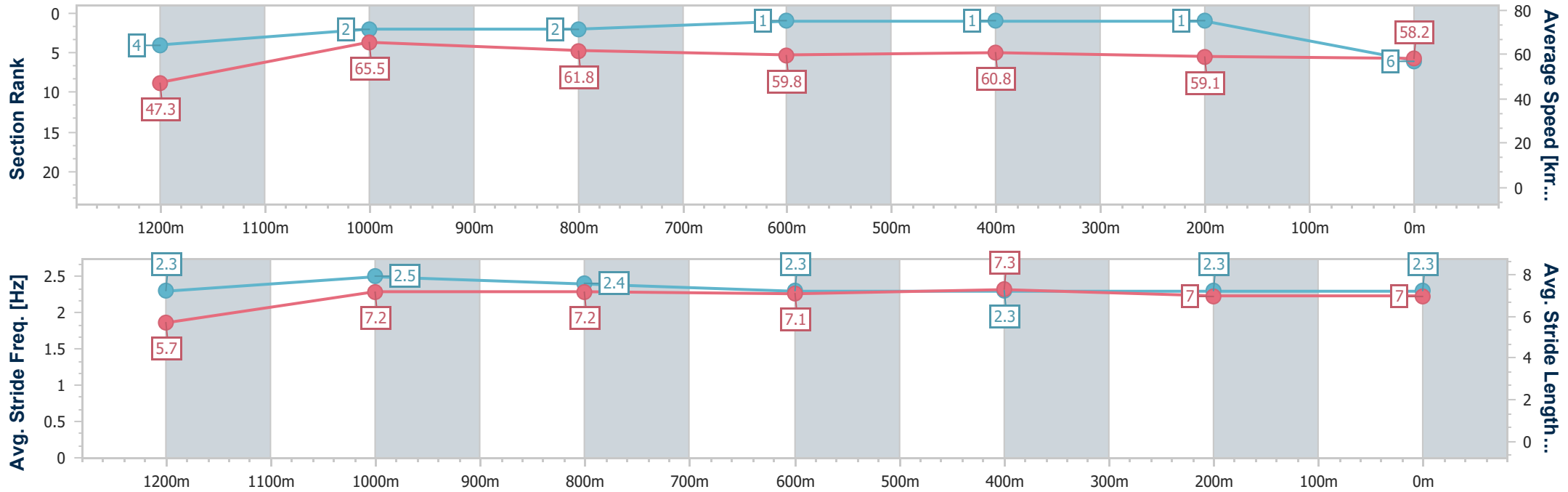
Horse/Jockey Name	Cassette
Final Rank	6
Fastest Section Time (Section)	0:11.06 (1200m)
Top Speed [km/h] (Section)	67.5 (1200m)
Race State	Finished



Ipswich QLD Professional
 Race 4: IMPERIAL RACING Maiden Handicap - 1350m
 04 January 2025 - 13:48
 Track Rating: Soft 5, Weather: Fine, Rail Position: True



Section	Overall	1200m	1000m	800m	600m	400m	200m
Section Times	1:22.59 [6] (0:11.42)	1:11.17 [4] (0:11.06)	1:00.11 [2] (0:11.69)	0:48.42 [2] (0:12.10)	0:36.32 [1] (0:11.80)	0:24.52 [1] (0:12.13)	0:12.39 [1] (0:12.39)
Average Speed [km/h]	47.3	65.5	61.8	59.8	60.8	59.1	58.2
Top Speed [km/h]	63.7	67.5	63.7	60.1	62.0	62.0	59.3
Avg. Dist. to Rail [m]	6.6	3.3	2.4	0.9	0.6	1.3	0.5
Avg. Stride Freq. [Hz]	2.3	2.5	2.4	2.3	2.3	2.3	2.3
Avg. Stride Length [m]	5.7	7.2	7.2	7.1	7.3	7.0	7.0



- [] Ranking at each section and finish
- .-.- No data available at this section
- NA No data available



Horse/Jockey Name	Dare I Say
Final Rank	7
Fastest Section Time (Section)	0:11.12 (1200m)
Top Speed [km/h] (Section)	67.0 (1200m)
Race State	Finished



Ipswich QLD Professional

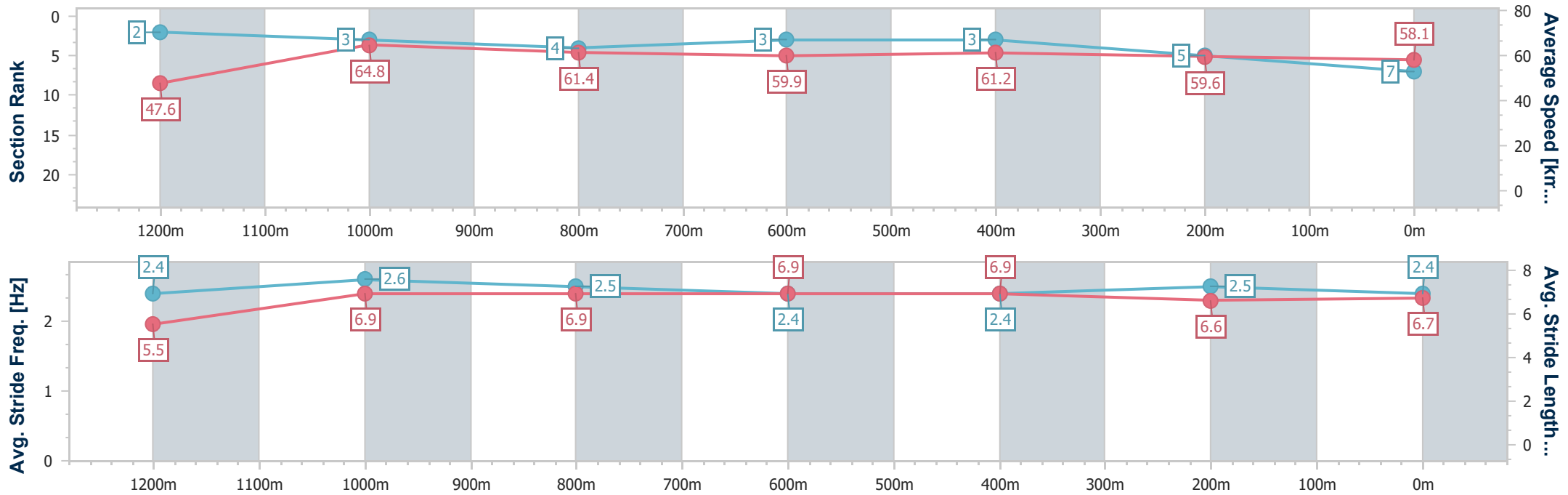
Race 4: IMPERIAL RACING Maiden Handicap - 1350m

04 January 2025 - 13:48



Track Rating: Soft 5, Weather: Fine, Rail Position: True

Section	Overall	1200m	1000m	800m	600m	400m	200m
Section Times	1:22.76 [7] (0:11.37)	1:11.39 [2] (0:11.12)	1:00.27 [3] (0:11.80)	0:48.47 [4] (0:12.15)	0:36.32 [3] (0:11.82)	0:24.50 [3] (0:12.11)	0:12.39 [5] (0:12.39)
Average Speed [km/h]	47.6	64.8	61.4	59.9	61.2	59.6	58.1
Top Speed [km/h]	63.4	67.0	62.9	61.7	62.1	60.2	59.7
Avg. Dist. to Rail [m]	4.5	1.5	2.1	2.4	2.5	1.4	4.8
Avg. Stride Freq. [Hz]	2.4	2.6	2.5	2.4	2.4	2.5	2.4
Avg. Stride Length [m]	5.5	6.9	6.9	6.9	6.9	6.6	6.7



- [] Ranking at each section and finish
- .-.- No data available at this section
- NA No data available



Horse/Jockey Name	Divas Reign
Final Rank	8
Fastest Section Time (Section)	0:11.20 (1200m)
Top Speed [km/h] (Section)	66.2 (1200m)
Race State	Finished



Ipswich QLD Professional

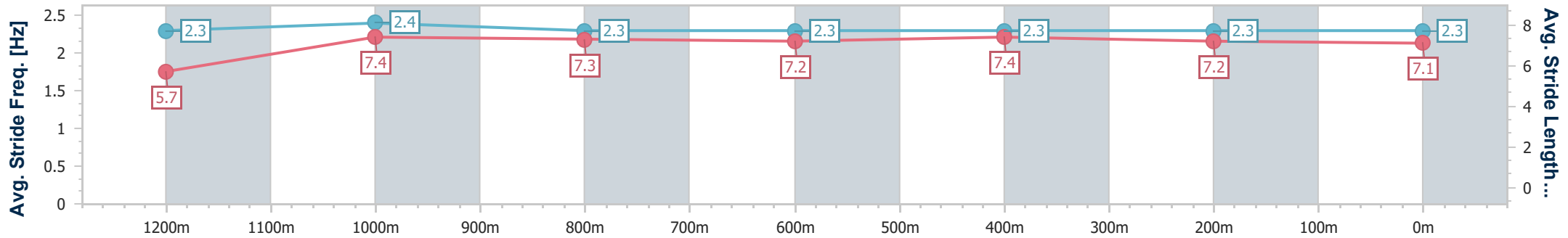
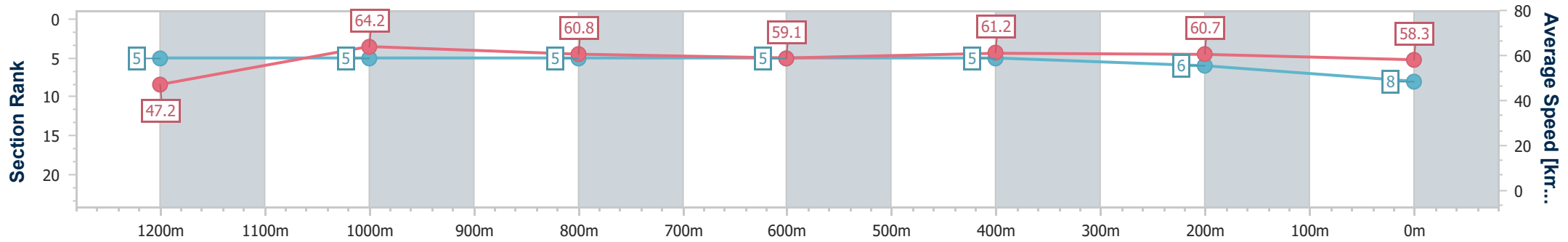
Race 4: IMPERIAL RACING Maiden Handicap - 1350m

04 January 2025 - 13:48



Track Rating: Soft 5, Weather: Fine, Rail Position: True

Section	Overall	1200m	1000m	800m	600m	400m	200m
Section Times	1:22.78 [8] (0:11.44)	1:11.34 [5] (0:11.20)	1:00.14 [5] (0:11.92)	0:48.22 [5] (0:12.29)	0:35.93 [5] (0:11.77)	0:24.16 [5] (0:11.80)	0:12.36 [6] (0:12.36)
Average Speed [km/h]	47.2	64.2	60.8	59.1	61.2	60.7	58.3
Top Speed [km/h]	63.8	66.2	63.3	60.2	62.6	62.1	59.7
Avg. Dist. to Rail [m]	1.3	1.5	1.8	2.0	1.1	1.8	1.6
Avg. Stride Freq. [Hz]	2.3	2.4	2.3	2.3	2.3	2.3	2.3
Avg. Stride Length [m]	5.7	7.4	7.3	7.2	7.4	7.2	7.1



- [] Ranking at each section and finish
- .-.- No data available at this section
- NA No data available



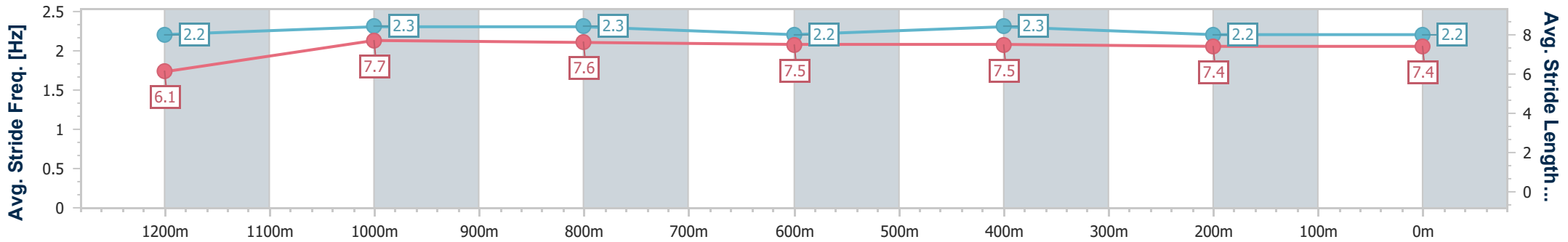
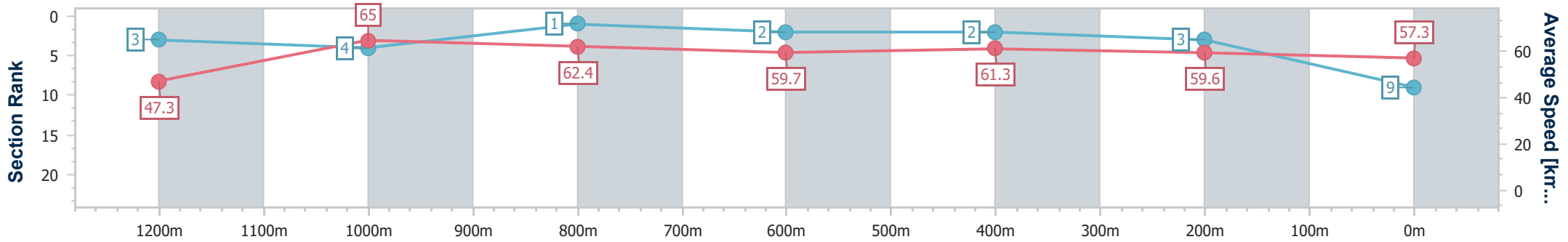
Horse/Jockey Name	Kensington's Jewel
Final Rank	9
Fastest Section Time (Section)	0:11.18 (1200m)
Top Speed [km/h] (Section)	65.4 (1200m)
Race State	Finished



Ipswich QLD Professional
 Race 4: IMPERIAL RACING Maiden Handicap - 1350m
 04 January 2025 - 13:48
 Track Rating: Soft 5, Weather: Fine, Rail Position: True



Section	Overall	1200m	1000m	800m	600m	400m	200m
Section Times	1:22.87 [9] (0:11.41)	1:11.46 [3] (0:11.18)	1:00.28 [4] (0:11.58)	0:48.70 [1] (0:12.20)	0:36.50 [2] (0:11.86)	0:24.64 [2] (0:12.08)	0:12.56 [3] (0:12.56)
Average Speed [km/h]	47.3	65.0	62.4	59.7	61.3	59.6	57.3
Top Speed [km/h]	63.4	65.4	64.2	60.2	61.4	60.5	59.7
Avg. Dist. to Rail [m]	9.3	4.7	2.9	2.4	2.2	1.0	2.4
Avg. Stride Freq. [Hz]	2.2	2.3	2.3	2.2	2.3	2.2	2.2
Avg. Stride Length [m]	6.1	7.7	7.6	7.5	7.5	7.4	7.4



- [] Ranking at each section and finish
- .-.- No data available at this section
- NA No data available



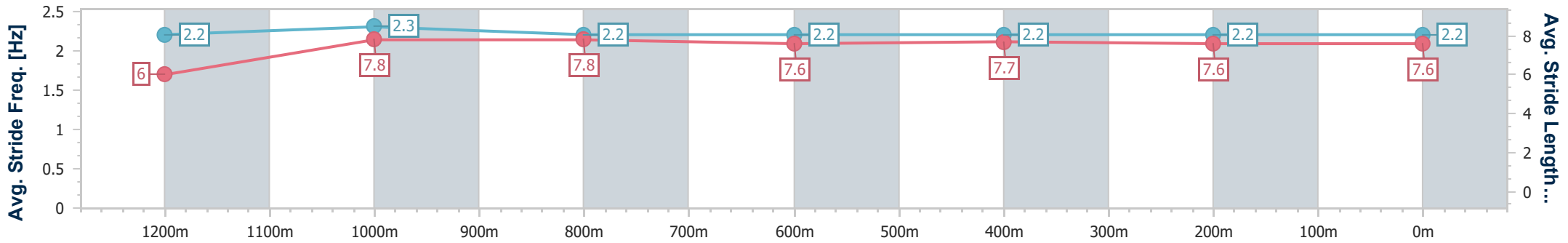
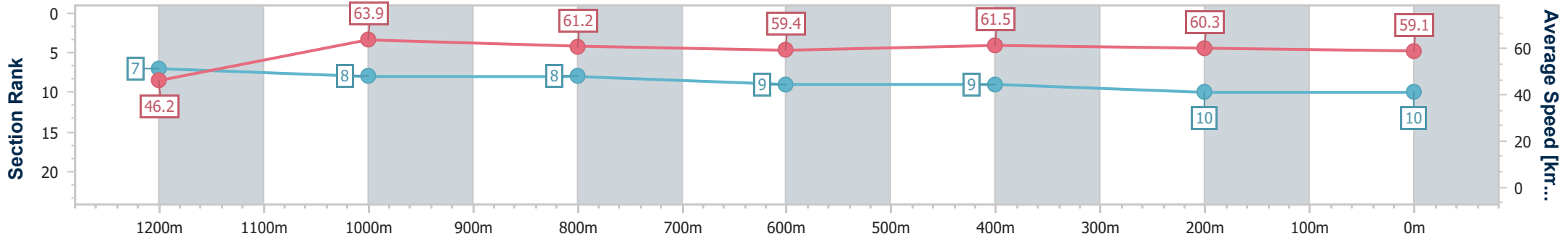
Horse/Jockey Name	Still Unwanted
Final Rank	10
Fastest Section Time (Section)	0:11.33 (1200m)
Top Speed [km/h] (Section)	64.8 (1200m)
Race State	Finished



Ipswich QLD Professional
 Race 4: IMPERIAL RACING Maiden Handicap - 1350m
 04 January 2025 - 13:48
 Track Rating: Soft 5, Weather: Fine, Rail Position: True



Section	Overall	1200m	1000m	800m	600m	400m	200m
Section Times	1:23.21 [10] (0:11.74)	1:11.47 [7] (0:11.33)	1:00.14 [8] (0:11.87)	0:48.27 [8] (0:12.27)	0:36.00 [9] (0:11.82)	0:24.18 [9] (0:12.00)	0:12.18 [10] (0:12.18)
Average Speed [km/h]	46.2	63.9	61.2	59.4	61.5	60.3	59.1
Top Speed [km/h]	62.7	64.8	62.8	60.6	62.2	62.1	60.0
Avg. Dist. to Rail [m]	10.9	4.3	3.8	2.9	2.2	2.5	4.6
Avg. Stride Freq. [Hz]	2.2	2.3	2.2	2.2	2.2	2.2	2.2
Avg. Stride Length [m]	6.0	7.8	7.8	7.6	7.7	7.6	7.6



- [] Ranking at each section and finish
- .-.- No data available at this section
- NA No data available



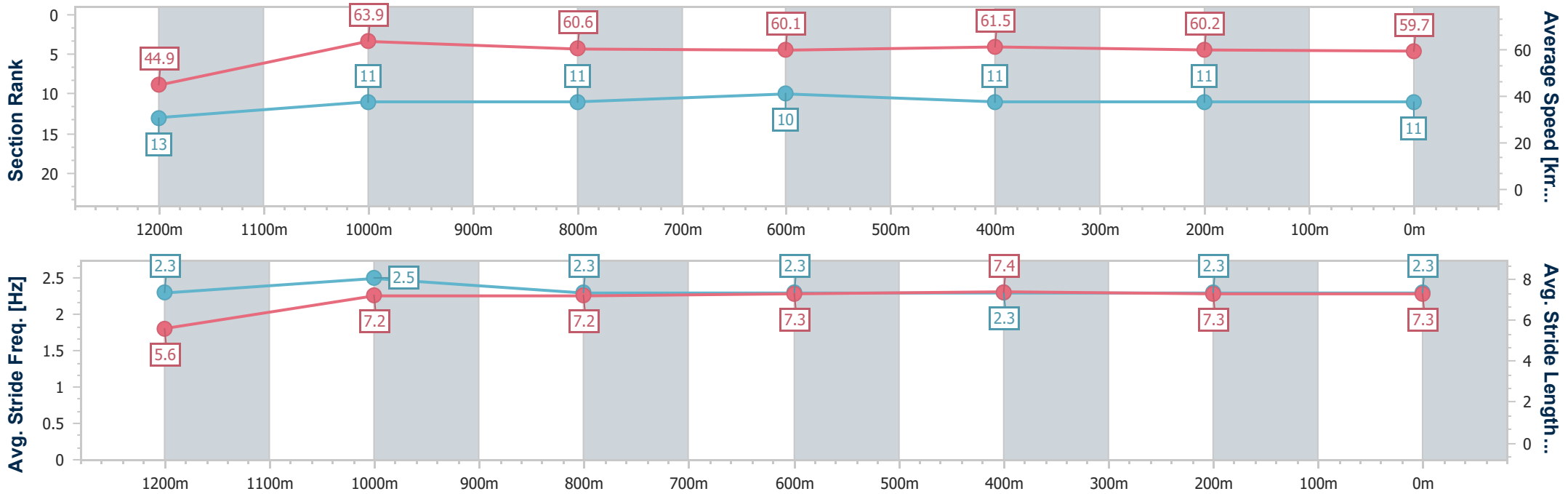
Horse/Jockey Name	Lady Lethan
Final Rank	11
Fastest Section Time (Section)	0:11.30 (1200m)
Top Speed [km/h] (Section)	65.0 (1200m)
Race State	Finished



Ipswich QLD Professional
 Race 4: IMPERIAL RACING Maiden Handicap - 1350m
 04 January 2025 - 13:48
 Track Rating: Soft 5, Weather: Fine, Rail Position: True



Section	Overall	1200m	1000m	800m	600m	400m	200m
Section Times	1:23.32 [11] (0:12.02)	1:11.30 [13] (0:11.30)	1:00.00 [11] (0:11.93)	0:48.07 [11] (0:12.07)	0:36.00 [10] (0:11.84)	0:24.16 [11] (0:12.10)	0:12.06 [11] (0:12.06)
Average Speed [km/h]	44.9	63.9	60.6	60.1	61.5	60.2	59.7
Top Speed [km/h]	61.3	65.0	64.1	61.4	62.5	61.9	60.9
Avg. Dist. to Rail [m]	5.3	2.9	2.0	2.3	2.8	3.0	2.5
Avg. Stride Freq. [Hz]	2.3	2.5	2.3	2.3	2.3	2.3	2.3
Avg. Stride Length [m]	5.6	7.2	7.2	7.3	7.4	7.3	7.3



- [] Ranking at each section and finish
- .-.- No data available at this section
- NA No data available



Horse/Jockey Name	Forcefilly
Final Rank	12
Fastest Section Time (Section)	0:11.76 (400m)
Top Speed [km/h] (Section)	64.1 (1000m)
Race State	Finished



Ipswich QLD Professional

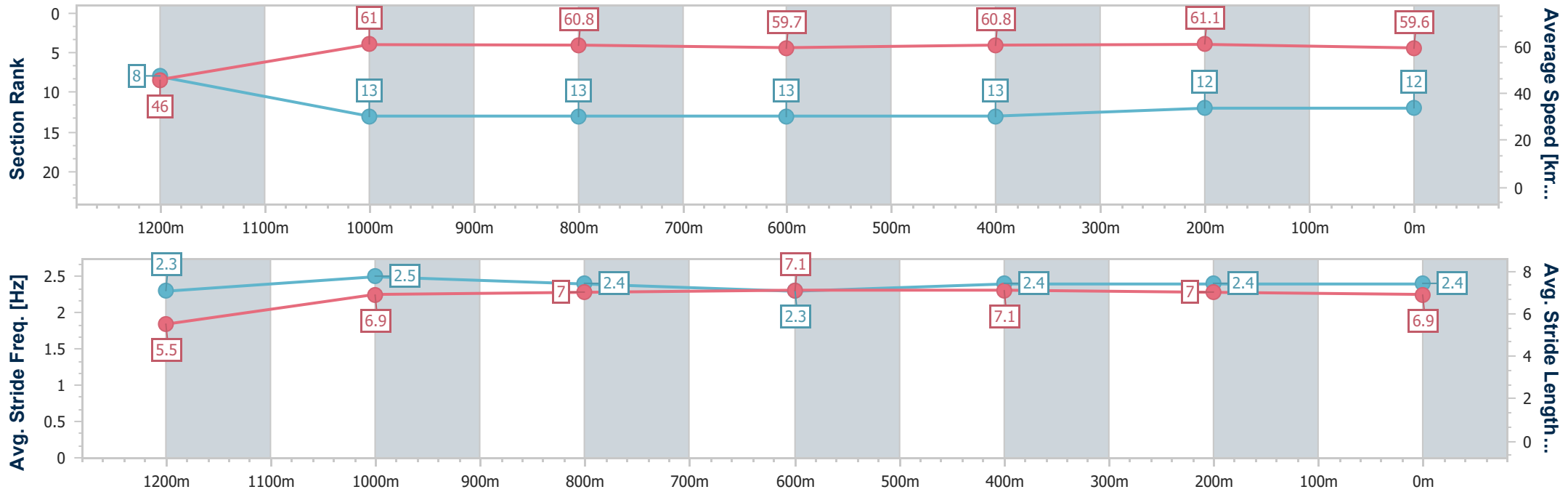
Race 4: IMPERIAL RACING Maiden Handicap - 1350m

04 January 2025 - 13:48

Track Rating: Soft 5, Weather: Fine, Rail Position: True



Section	Overall	1200m	1000m	800m	600m	400m	200m
Section Times	1:23.55 [12] (0:11.82)	1:11.73 [8] (0:11.84)	0:59.89 [13] (0:11.92)	0:47.97 [13] (0:12.16)	0:35.81 [13] (0:11.95)	0:23.86 [13] (0:11.76)	0:12.10 [12] (0:12.10)
Average Speed [km/h]	46.0	61.0	60.8	59.7	60.8	61.1	59.6
Top Speed [km/h]	60.1	62.8	64.1	60.4	61.5	63.0	62.6
Avg. Dist. to Rail [m]	14.0	5.3	2.4	2.3	2.1	0.9	0.8
Avg. Stride Freq. [Hz]	2.3	2.5	2.4	2.3	2.4	2.4	2.4
Avg. Stride Length [m]	5.5	6.9	7.0	7.1	7.1	7.0	6.9



- [] Ranking at each section and finish
- .-.- No data available at this section
- NA No data available



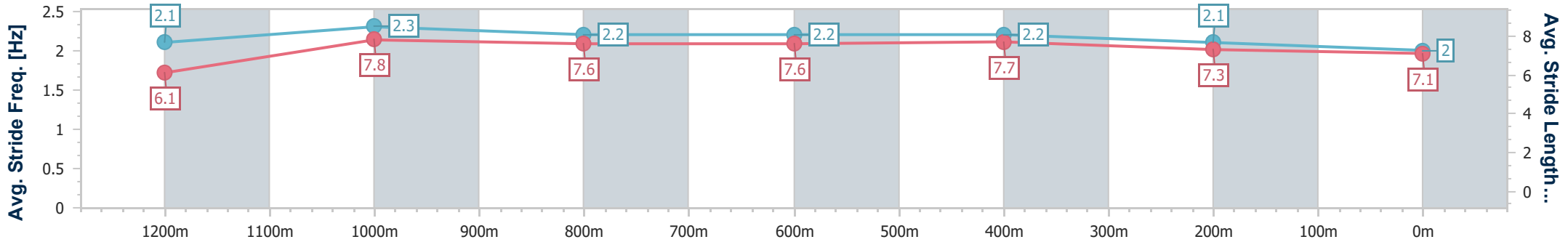
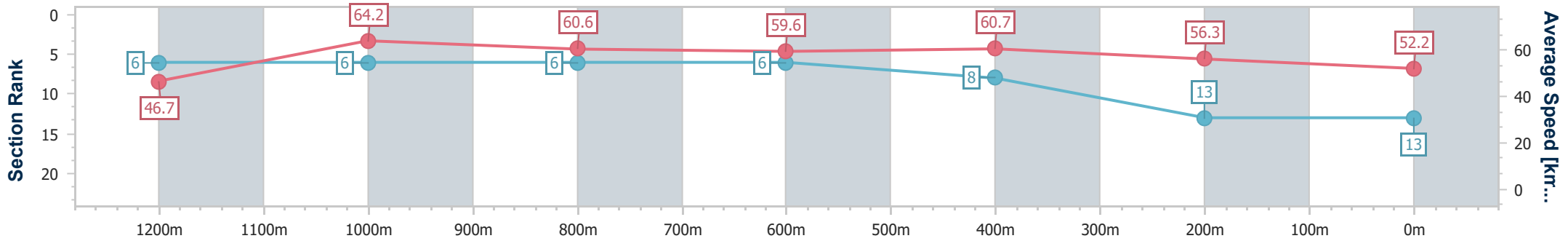
Horse/Jockey Name	Don't Stop Me Now
Final Rank	13
Fastest Section Time (Section)	0:11.29 (1200m)
Top Speed [km/h] (Section)	65.2 (1200m)
Race State	Finished



Ipswich QLD Professional
 Race 4: IMPERIAL RACING Maiden Handicap - 1350m
 04 January 2025 - 13:48
 Track Rating: Soft 5, Weather: Fine, Rail Position: True



Section	Overall	1200m	1000m	800m	600m	400m	200m
Section Times	1:25.55 [13] (0:11.51)	1:14.04 [6] (0:11.29)	1:02.75 [6] (0:11.94)	0:50.81 [6] (0:12.22)	0:38.59 [6] (0:11.97)	0:26.62 [8] (0:12.85)	0:13.77 [13] (0:13.77)
Average Speed [km/h]	46.7	64.2	60.6	59.6	60.7	56.3	52.2
Top Speed [km/h]	64.1	65.2	62.4	60.6	61.6	58.6	55.4
Avg. Dist. to Rail [m]	2.8	2.6	2.4	2.5	2.4	1.5	0.7
Avg. Stride Freq. [Hz]	2.1	2.3	2.2	2.2	2.2	2.1	2.0
Avg. Stride Length [m]	6.1	7.8	7.6	7.6	7.7	7.3	7.1



- [] Ranking at each section and finish
- .-.- No data available at this section
- NA No data available