

Track Rating: Soft 5, Weather: Fine, Rail Position: True

Section										Last 600m		
Field Times		Overall	600m	400m	200m						0:32.25	
		0:45.55 (0:13.30)	0:32.25 (0:10.06)	0:22.19 (0:10.76)	0:11.43 (0:11.43)							
Rank	TAB	Horse/Jockey	Barrier	Top Speed [km/h]	Fastest Section					Margin	Distance Travelled [m]	
1	1	WRITTLE Justin Huxtable	10	72.3 600m	0:10.15 600m	0:45.55 [1] (0:13.62)	0:31.93 [6] (0:10.15)	0:21.78 [4] (0:10.58)	0:11.20 [2] (0:11.20)	0:45.55	0:31.93	
2	2	KWAMI Les Tilley	9	72.0 600m	0:10.21 600m	0:45.62 [2] (0:13.70)	0:31.92 [7] (0:10.21)	0:21.71 [7] (0:10.64)	0:11.07 [5] (0:11.07)	0.4L	0:31.92	+3
3	11	RUSSIAN PINS Jace McMurray	11	73.5 600m	0:10.06 600m	0:45.64 [3] (0:13.30)	0:32.34 [1] (0:10.06)	0:22.28 [1] (0:10.76)	0:11.52 [1] (0:11.52)	0.53L	0:32.34	-2
4	12	KENTUCKY ROSE Madeleine Wishart	5	71.1 Overall	0:10.28 600m	0:45.73 [4] (0:13.46)	0:32.27 [2] (0:10.28)	0:21.99 [3] (0:10.63)	0:11.36 [3] (0:11.36)	1.05L	0:32.27	+1
5	5	ENCRYPTED ELEGANCE Kenji Yoshida	8	71.7 600m	0:10.29 600m	0:45.84 [5] (0:13.60)	0:32.24 [5] (0:10.29)	0:21.95 [6] (0:10.82)	0:11.13 [7] (0:11.13)	1.71L	0:32.24	+1
6	9	MR BROSE Billie-Rose Andrew	6	70.9 600m	0:10.37 600m	0:45.95 [6] (0:13.70)	0:32.25 [8] (0:10.37)	0:21.88 [8] (0:10.60)	0:11.28 [6] (0:11.28)	2.37L	0:32.25	-1
7	4	DAWYN'S CHOICE Brooke Ainsworth	7	74.1 600m	0:10.08 600m	0:46.29 [7] (0:13.56)	0:32.73 [4] (0:10.08)	0:22.65 [2] (0:10.88)	0:11.77 [4] (0:11.77)	4.38L	0:32.73	-4
8	14	ASTIN LANE Micheal Hellyer	2	72.2 600m	0:10.31 600m	0:46.54 [8] (0:13.88)	0:32.66 [9] (0:10.31)	0:22.35 [9] (0:10.79)	0:11.56 [9] (0:11.56)	5.84L	0:32.66	-2
9	7	DIAMOND LASS Emily Lang	1	71.9 600m	0:10.31 600m	0:46.67 [9] (0:13.50)	0:33.17 [3] (0:10.31)	0:22.86 [5] (0:11.04)	0:11.82 [8] (0:11.82)	6.6L	0:33.17	-2

Scratched: Palawa Kani (#3), Keyboard (#6), Hokusai (#8), Sonic Arrow (#16), Platinum Lies (#10), Yemean (#13), It's Hells Bells (#15)



Horse/Jockey Name	Writtle
Final Rank	1
Fastest Section Time (Section)	0:10.15 (600m)
Top Speed [km/h] (Section)	72.3 (600m)
Race State	Finished



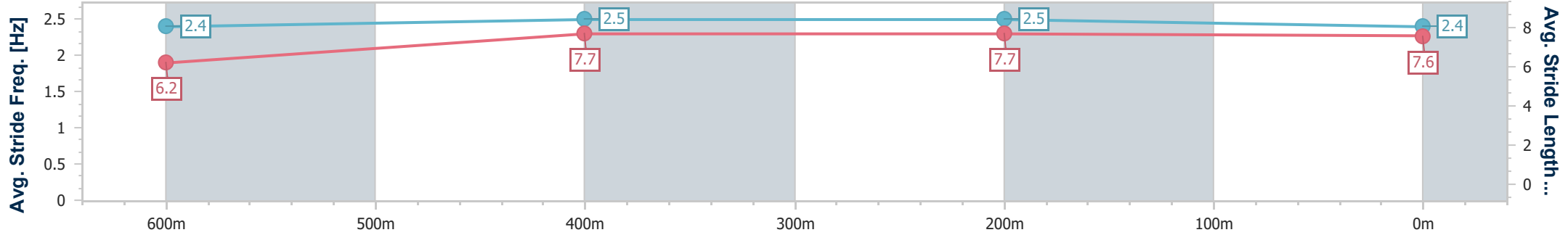
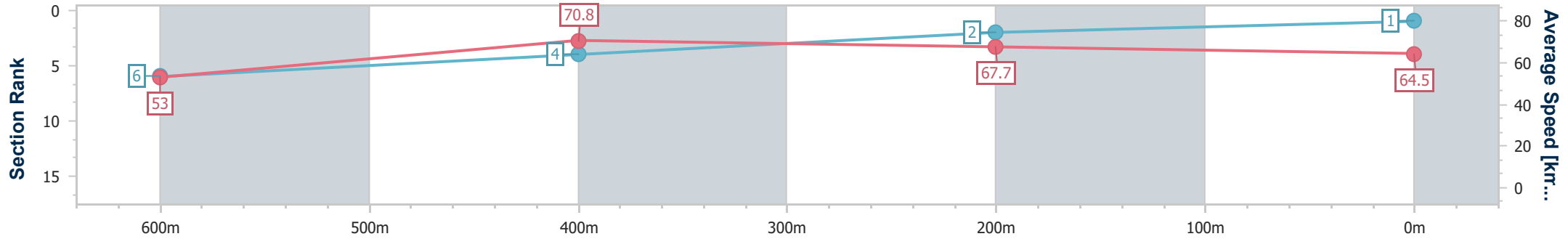
Ipswich QLD Professional
 Race 6: JOHN C BEAUMONT EARTHMOVING BENCHMARK 62
 Handicap - 800m



04 January 2025 - 15:08

Track Rating: Soft 5, Weather: Fine, Rail Position: True

Section	Overall	600m	400m	200m
Section Times	0:45.55 [1] (0:13.62)	0:31.93 [6] (0:10.15)	0:21.78 [4] (0:10.58)	0:11.20 [2] (0:11.20)
Average Speed [km/h]	53.0	70.8	67.7	64.5
Top Speed [km/h]	71.5	72.3	68.8	66.7
Avg. Dist. to Rail [m]	8.4	1.5	1.2	3.1
Avg. Stride Freq. [Hz]	2.4	2.5	2.5	2.4
Avg. Stride Length [m]	6.2	7.7	7.7	7.6



- [] Ranking at each section and finish
- .-.- No data available at this section
- NA No data available



Horse/Jockey Name	Kwami
Final Rank	2
Fastest Section Time (Section)	0:10.21 (600m)
Top Speed [km/h] (Section)	72.0 (600m)
Race State	Finished



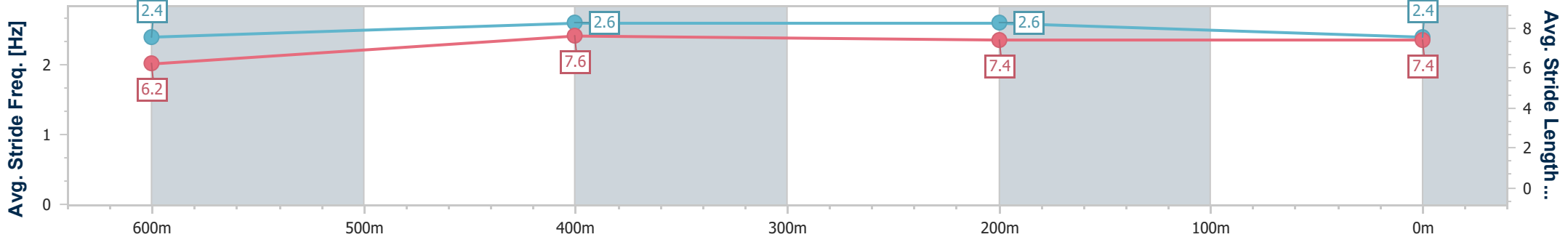
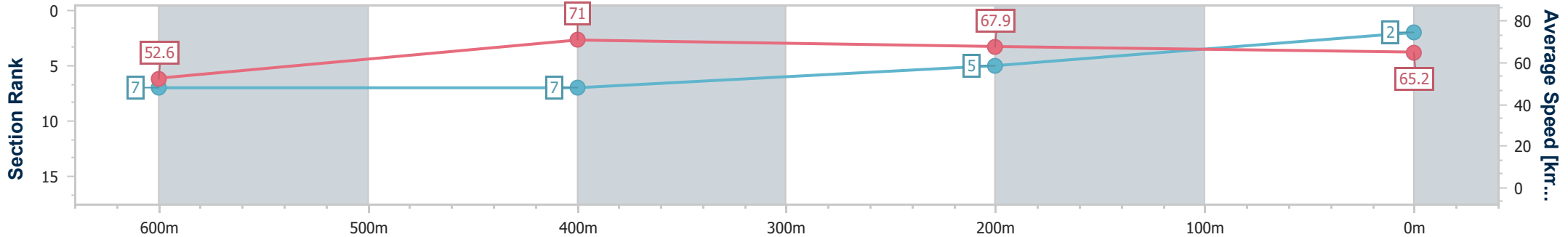
Ipswich QLD Professional
 Race 6: JOHN C BEAUMONT EARTHMOVING BENCHMARK 62
 Handicap - 800m



04 January 2025 - 15:08

Track Rating: Soft 5, Weather: Fine, Rail Position: True

Section	Overall	600m	400m	200m
Section Times	0:45.62 [2] (0:13.70)	0:31.92 [7] (0:10.21)	0:21.71 [7] (0:10.64)	0:11.07 [5] (0:11.07)
Average Speed [km/h]	52.6	71.0	67.9	65.2
Top Speed [km/h]	71.4	72.0	69.5	66.7
Avg. Dist. to Rail [m]	8.9	2.1	2.0	4.8
Avg. Stride Freq. [Hz]	2.4	2.6	2.6	2.4
Avg. Stride Length [m]	6.2	7.6	7.4	7.4



- [] Ranking at each section and finish
- .-.- No data available at this section
- NA No data available



Horse/Jockey Name	Russian Pins
Final Rank	3
Fastest Section Time (Section)	0:10.06 (600m)
Top Speed [km/h] (Section)	73.5 (600m)
Race State	Finished



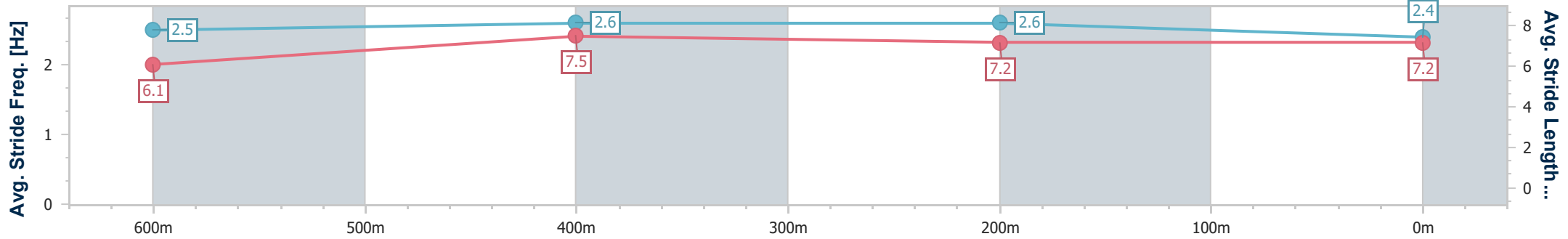
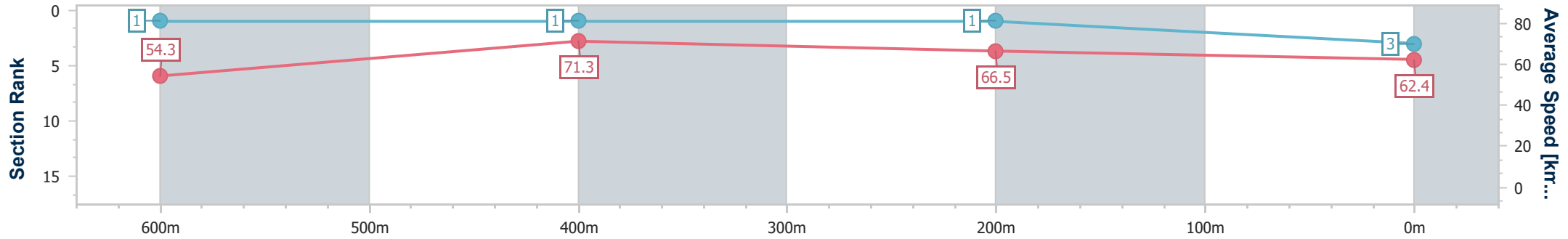
Ipswich QLD Professional
 Race 6: JOHN C BEAUMONT EARTHMOVING BENCHMARK 62
 Handicap - 800m



04 January 2025 - 15:08

Track Rating: Soft 5, Weather: Fine, Rail Position: True

Section	Overall	600m	400m	200m
Section Times	0:45.64 [3] (0:13.30)	0:32.34 [1] (0:10.06)	0:22.28 [1] (0:10.76)	0:11.52 [1] (0:11.52)
Average Speed [km/h]	54.3	71.3	66.5	62.4
Top Speed [km/h]	72.6	73.5	69.9	65.4
Avg. Dist. to Rail [m]	12.6	3.1	1.2	0.3
Avg. Stride Freq. [Hz]	2.5	2.6	2.6	2.4
Avg. Stride Length [m]	6.1	7.5	7.2	7.2



- [] Ranking at each section and finish
- .-.- No data available at this section
- NA No data available



Horse/Jockey Name	Kentucky Rose
Final Rank	4
Fastest Section Time (Section)	0:10.28 (600m)
Top Speed [km/h] (Section)	71.1 (Overall)
Race State	Finished



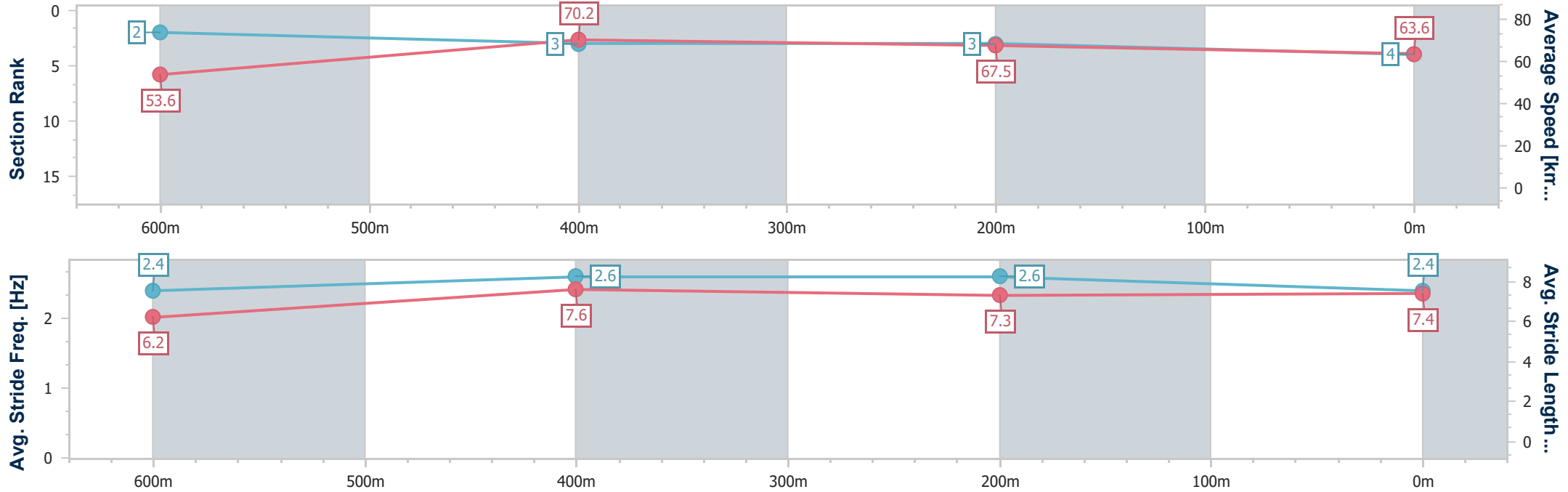
Ipswich QLD Professional
 Race 6: JOHN C BEAUMONT EARTHMOVING BENCHMARK 62
 Handicap - 800m



04 January 2025 - 15:08

Track Rating: Soft 5, Weather: Fine, Rail Position: True

Section	Overall	600m	400m	200m
Section Times	0:45.73 [4] (0:13.46)	0:32.27 [2] (0:10.28)	0:21.99 [3] (0:10.63)	0:11.36 [3] (0:11.36)
Average Speed [km/h]	53.6	70.2	67.5	63.6
Top Speed [km/h]	71.1	70.9	69.3	65.7
Avg. Dist. to Rail [m]	4.9	1.2	0.5	0.5
Avg. Stride Freq. [Hz]	2.4	2.6	2.6	2.4
Avg. Stride Length [m]	6.2	7.6	7.3	7.4



- [] Ranking at each section and finish
- .-.- No data available at this section
- NA No data available



Horse/Jockey Name	Encrypted Elegance
Final Rank	5
Fastest Section Time (Section)	0:10.29 (600m)
Top Speed [km/h] (Section)	71.7 (600m)
Race State	Finished



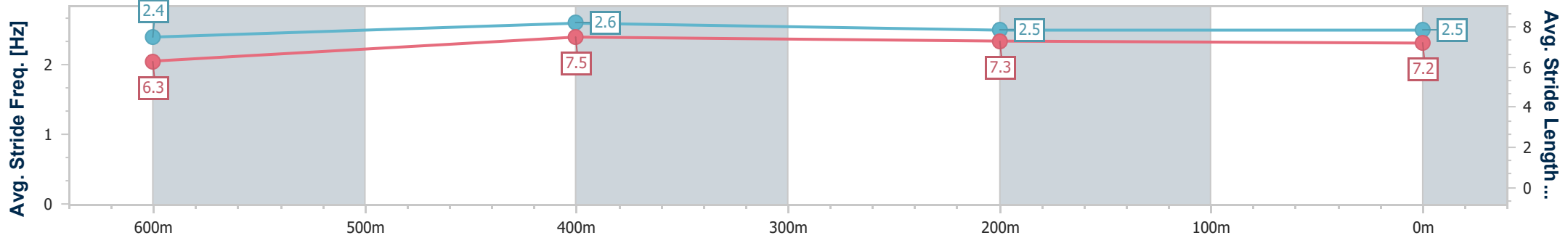
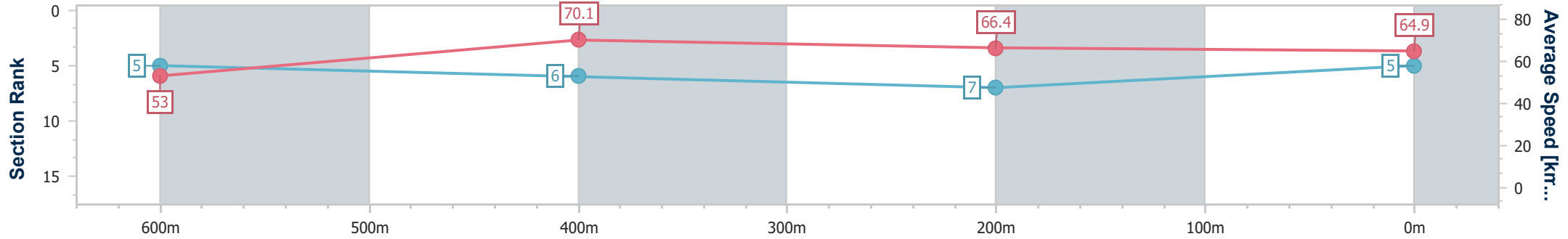
Ipswich QLD Professional
 Race 6: JOHN C BEAUMONT EARTHMOVING BENCHMARK 62
 Handicap - 800m



04 January 2025 - 15:08

Track Rating: Soft 5, Weather: Fine, Rail Position: True

Section	Overall	600m	400m	200m
Section Times	0:45.84 [5] (0:13.60)	0:32.24 [5] (0:10.29)	0:21.95 [6] (0:10.82)	0:11.13 [7] (0:11.13)
Average Speed [km/h]	53.0	70.1	66.4	64.9
Top Speed [km/h]	70.8	71.7	68.1	66.4
Avg. Dist. to Rail [m]	7.9	1.4	2.0	6.1
Avg. Stride Freq. [Hz]	2.4	2.6	2.5	2.5
Avg. Stride Length [m]	6.3	7.5	7.3	7.2



- [] Ranking at each section and finish
- .-.- No data available at this section
- NA No data available



Horse/Jockey Name	Mr Brose
Final Rank	6
Fastest Section Time (Section)	0:10.37 (600m)
Top Speed [km/h] (Section)	70.9 (600m)
Race State	Finished



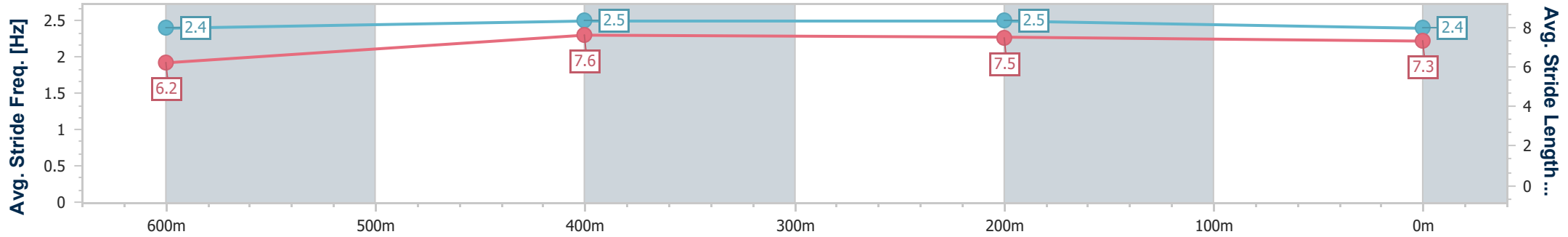
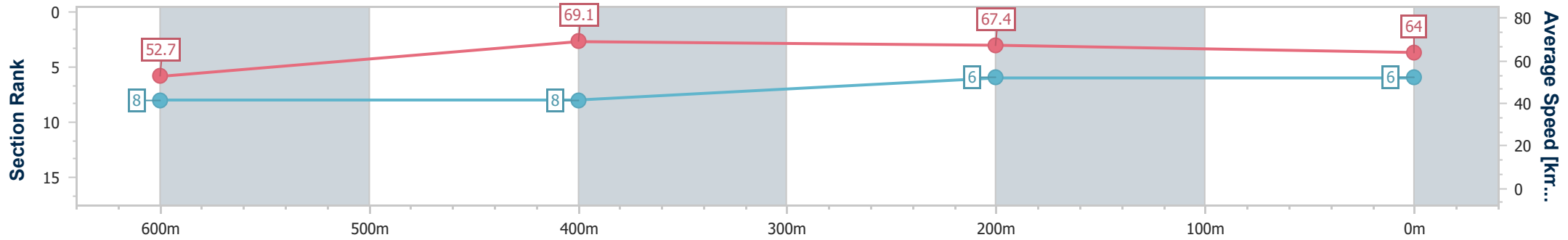
Ipswich QLD Professional
 Race 6: JOHN C BEAUMONT EARTHMOVING BENCHMARK 62
 Handicap - 800m



04 January 2025 - 15:08

Track Rating: Soft 5, Weather: Fine, Rail Position: True

Section	Overall	600m	400m	200m
Section Times	0:45.95 [6] (0:13.70)	0:32.25 [8] (0:10.37)	0:21.88 [8] (0:10.60)	0:11.28 [6] (0:11.28)
Average Speed [km/h]	52.7	69.1	67.4	64.0
Top Speed [km/h]	70.0	70.9	68.4	65.4
Avg. Dist. to Rail [m]	4.8	1.6	1.3	1.4
Avg. Stride Freq. [Hz]	2.4	2.5	2.5	2.4
Avg. Stride Length [m]	6.2	7.6	7.5	7.3



- [] Ranking at each section and finish
- .-.- No data available at this section
- NA No data available



Horse/Jockey Name	Dawyn's Choice
Final Rank	7
Fastest Section Time (Section)	0:10.08 (600m)
Top Speed [km/h] (Section)	74.1 (600m)
Race State	Finished



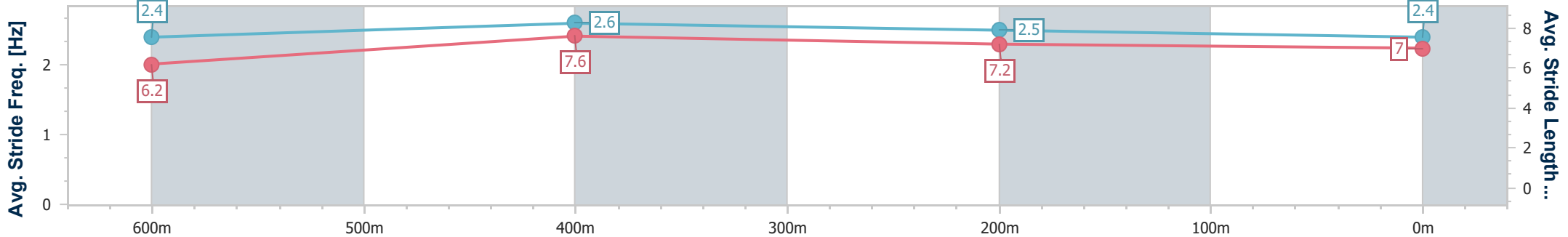
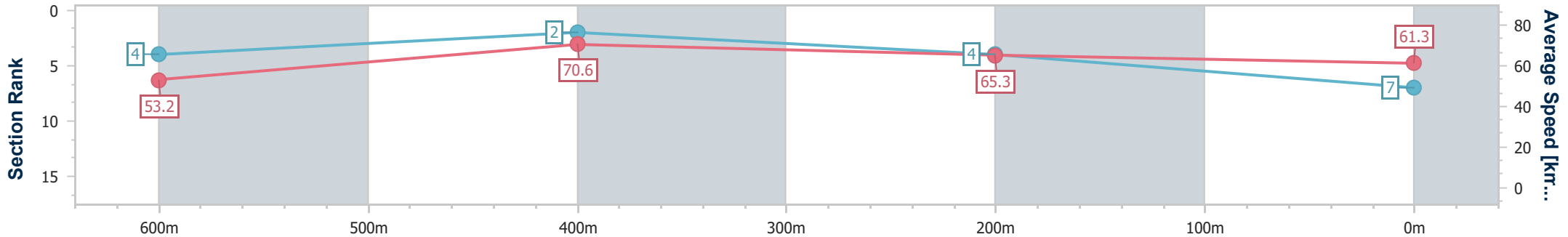
Ipswich QLD Professional
 Race 6: JOHN C BEAUMONT EARTHMOVING BENCHMARK 62
 Handicap - 800m



04 January 2025 - 15:08

Track Rating: Soft 5, Weather: Fine, Rail Position: True

Section	Overall	600m	400m	200m
Section Times	0:46.29 [7] (0:13.56)	0:32.73 [4] (0:10.08)	0:22.65 [2] (0:10.88)	0:11.77 [4] (0:11.77)
Average Speed [km/h]	53.2	70.6	65.3	61.3
Top Speed [km/h]	73.6	74.1	67.7	64.0
Avg. Dist. to Rail [m]	5.2	2.1	2.0	1.1
Avg. Stride Freq. [Hz]	2.4	2.6	2.5	2.4
Avg. Stride Length [m]	6.2	7.6	7.2	7.0



- [] Ranking at each section and finish
- .-.- No data available at this section
- NA No data available



Horse/Jockey Name	Astin Lane
Final Rank	8
Fastest Section Time (Section)	0:10.31 (600m)
Top Speed [km/h] (Section)	72.2 (600m)
Race State	Finished



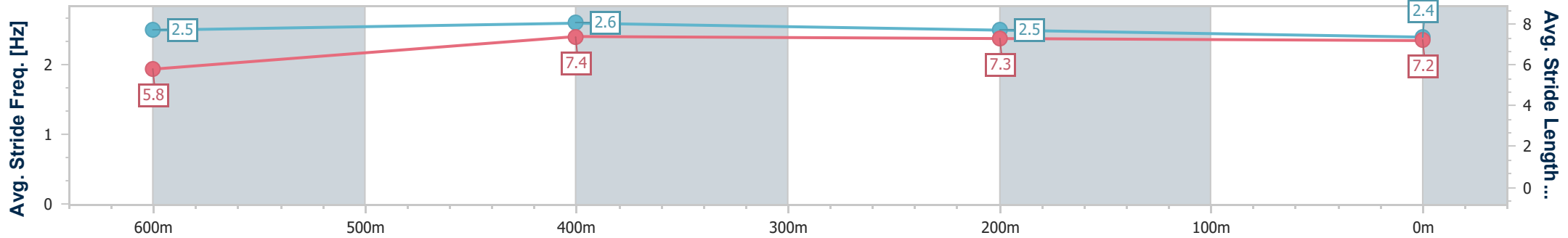
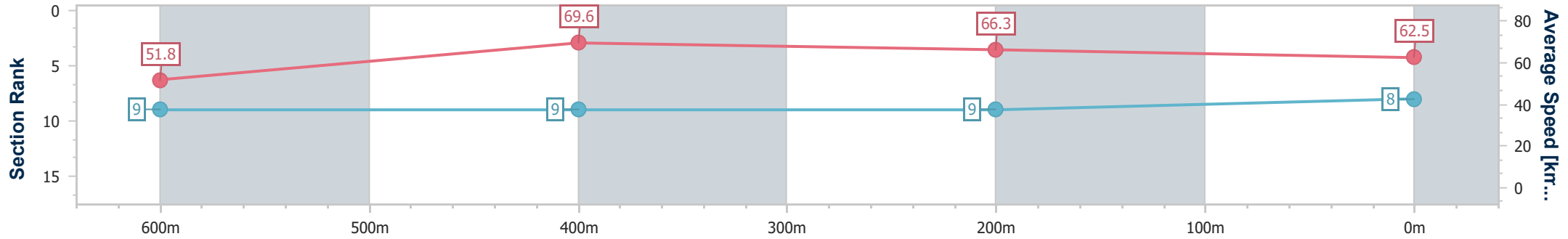
Ipswich QLD Professional
 Race 6: JOHN C BEAUMONT EARTHMOVING BENCHMARK 62
 Handicap - 800m



04 January 2025 - 15:08

Track Rating: Soft 5, Weather: Fine, Rail Position: True

Section	Overall	600m	400m	200m
Section Times	0:46.54 [8] (0:13.88)	0:32.66 [9] (0:10.31)	0:22.35 [9] (0:10.79)	0:11.56 [9] (0:11.56)
Average Speed [km/h]	51.8	69.6	66.3	62.5
Top Speed [km/h]	71.8	72.2	67.7	65.8
Avg. Dist. to Rail [m]	3.6	1.5	1.5	0.7
Avg. Stride Freq. [Hz]	2.5	2.6	2.5	2.4
Avg. Stride Length [m]	5.8	7.4	7.3	7.2



- [] Ranking at each section and finish
- .-.- No data available at this section
- NA No data available



Horse/Jockey Name	Diamond Lass
Final Rank	9
Fastest Section Time (Section)	0:10.31 (600m)
Top Speed [km/h] (Section)	71.9 (600m)
Race State	Finished



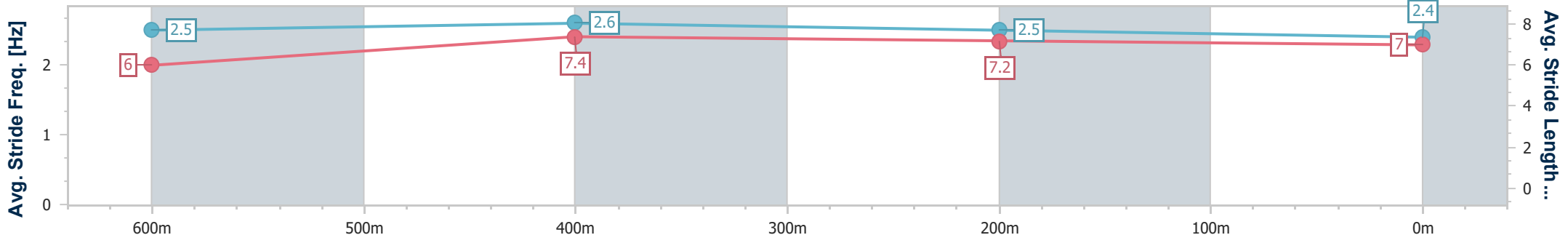
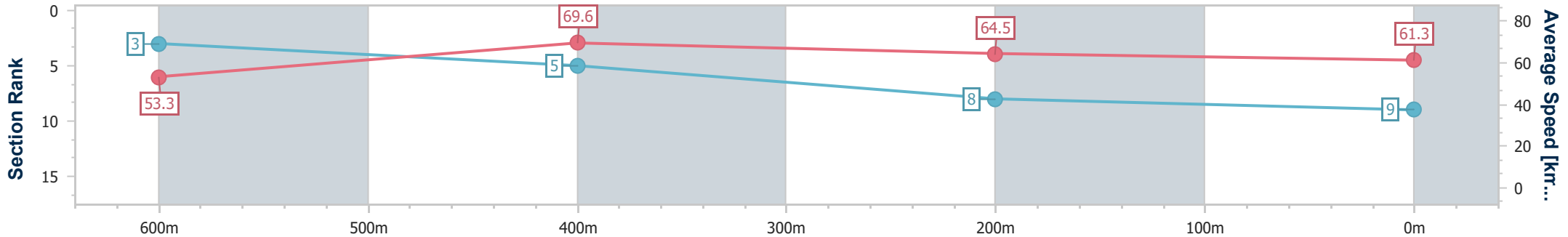
Ipswich QLD Professional
 Race 6: JOHN C BEAUMONT EARTHMOVING BENCHMARK 62
 Handicap - 800m



04 January 2025 - 15:08

Track Rating: Soft 5, Weather: Fine, Rail Position: True

Section	Overall	600m	400m	200m
Section Times	0:46.67 [9] (0:13.50)	0:33.17 [3] (0:10.31)	0:22.86 [5] (0:11.04)	0:11.82 [8] (0:11.82)
Average Speed [km/h]	53.3	69.6	64.5	61.3
Top Speed [km/h]	71.9	71.9	66.6	63.8
Avg. Dist. to Rail [m]	1.9	1.5	1.7	1.2
Avg. Stride Freq. [Hz]	2.5	2.6	2.5	2.4
Avg. Stride Length [m]	6.0	7.4	7.2	7.0



- [] Ranking at each section and finish
- .-.- No data available at this section
- NA No data available