



Ipswich QLD Professional

Race 7: 407 SOCIAL CLUB BENCHMARK 70 Handicap - 1666m

04 January 2025 - 15:45



Track Rating: Soft 5, Weather: Fine, Rail Position: True

Section		Overall	1400m	1200m	1000m	800m	600m	400m	Last 600m				
Field Times		1:43.22 (0:18.34)	1:24.88 (0:12.21)	1:12.67 (0:12.04)	1:00.63 (0:12.56)	0:48.07 (0:12.65)	0:35.42 (0:11.75)	0:23.67 (0:11.78)	0:35.42				
Rank	TAB	Horse/Jockey	Barrier	Top Speed [km/h]	Fastest Section	Distance Travelled [m]							
1	7	EXPECTANT Jace McMurray	11	64.6 600m	0:11.51 400m	1:43.22 [1] (0:19.04)	1:24.18 [9] (0:12.13)	1:12.05 [7] (0:12.53)	0:59.52 [8] (0:12.42)	0:47.10 [9] (0:12.50)	0:34.60 [6] (0:11.55)	0:23.05 [6] (0:11.51)	0:34.60
2	11	MISS CHENERY Ryan Wiggins	5	64.4 400m	0:11.27 400m	1:43.25 [2] (0:18.84)	1:24.41 [6] (0:12.26)	1:12.15 [6] (0:12.46)	0:59.69 [6] (0:12.54)	0:47.15 [8] (0:12.69)	0:34.46 [9] (0:11.60)	0:22.86 [8] (0:11.27)	0:34.46 -8
3	8	WOWIT'S WILLYWONKA Tahlia Fenlon	2	64.2 Overall	0:11.75 600m	1:43.29 [3] (0:18.34)	1:24.95 [1] (0:12.21)	1:12.74 [1] (0:12.04)	1:00.70 [1] (0:12.56)	0:48.14 [1] (0:12.65)	0:35.49 [1] (0:11.75)	0:23.74 [1] (0:11.82)	0:35.49 -11
4	4	COLD ONE Boris Thornton	1	64.0 400m	0:11.50 400m	1:43.32 [4] (0:18.72)	1:24.60 [5] (0:12.20)	1:12.40 [5] (0:12.21)	1:00.19 [4] (0:12.44)	0:47.75 [4] (0:12.61)	0:35.14 [3] (0:11.71)	0:23.43 [4] (0:11.50)	0:35.14 -9
5	6	BELIEVE SO Jasper Franklin	7	62.3 Overall	0:11.73 400m	1:43.38 [5] (0:18.67)	1:24.71 [4] (0:12.03)	1:12.68 [3] (0:11.93)	1:00.75 [2] (0:12.58)	0:48.17 [2] (0:12.65)	0:35.52 [2] (0:11.74)	0:23.78 [2] (0:11.73)	0:35.52 -6
6	12	CLIPPER SHIP Justin Huxtable	6	65.6 200m	0:11.56 400m	1:43.54 [6] (0:18.95)	1:24.59 [7] (0:12.33)	1:12.26 [9] (0:12.47)	0:59.79 [9] (0:12.33)	0:47.46 [7] (0:12.66)	0:34.80 [8] (0:11.68)	0:23.12 [9] (0:11.56)	0:34.80 -8
7	15	MAGADAN Elione Chaves	3	64.0 400m	0:11.51 400m	1:43.60 [7] (0:19.01)	1:24.59 [8] (0:12.19)	1:12.40 [8] (0:12.43)	0:59.97 [7] (0:12.39)	0:47.58 [6] (0:12.60)	0:34.98 [7] (0:11.69)	0:23.29 [7] (0:11.51)	0:34.98 -12
8	9	THE DEPUTY Sean Cormack	10	65.6 400m	0:11.25 400m	1:43.61 [8] (0:19.98)	1:23.63 [12] (0:12.09)	1:11.54 [12] (0:12.43)	0:59.11 [12] (0:12.14)	0:46.97 [12] (0:12.52)	0:34.45 [12] (0:11.59)	0:22.86 [11] (0:11.25)	0:34.45 -5
9	5	EVOCATOR Luke Dempsey	9	66.0 400m	0:11.14 400m	1:43.65 [9] (0:19.42)	1:24.23 [11] (0:12.21)	1:12.02 [11] (0:12.43)	0:59.59 [11] (0:12.36)	0:47.23 [11] (0:12.66)	0:34.57 [11] (0:11.75)	0:22.82 [12] (0:11.14)	0:34.57 -11
10	1	KIPTANUI Billie-Rose Andrew	4	63.5 Overall	0:11.68 600m	1:43.68 [10] (0:18.41)	1:25.27 [3] (0:12.27)	1:13.00 [2] (0:12.27)	1:00.73 [3] (0:12.60)	0:48.13 [3] (0:12.64)	0:35.49 [4] (0:11.68)	0:23.81 [3] (0:11.79)	0:35.49 -8

Scratched: Majestic Boom (#2), Rhodes (#16), TuHINGA (#3), Damiani (#14)

[] Ranking at each section and finish
 -:-:- No data available at this section
 NA No data available

SCN Saddle cloth number
 DNF Did not finish
 DNT Did not track



Ipswich QLD Professional
 Race 7: 407 SOCIAL CLUB BENCHMARK 70 Handicap - 1666m
 04 January 2025 - 15:45



Track Rating: Soft 5, Weather: Fine, Rail Position: True

Section	Overall	1400m	1200m	1000m	800m	600m	400m	Last 600m						
Field Times	1:43.22 (0:18.34)	1:24.88 (0:12.21)	1:12.67 (0:12.04)	1:00.63 (0:12.56)	0:48.07 (0:12.65)	0:35.42 (0:11.75)	0:23.67 (0:11.78)	0:35.42						
Rank	TAB	Horse/Jockey	Barrier	Top Speed [km/h]	Fastest Section				Distance Travelled [m]					
11	10	HARMONY REIGNS Corey Sutherland	12	64.3 600m	0:11.61 600m	1:44.03 [11] (0:18.41)	1:25.62 [2] (0:12.39)	1:13.23 [4] (0:12.45)	1:00.78 [5] (0:12.58)	0:48.20 [5] (0:12.68)	0:35.52 [5] (0:11.61)	0:23.91 [5] (0:11.73)	0:35.52	+1
12	13	KINGFIELD Michael Cahill	8	63.0 400m	0:11.66 400m	1:44.12 [12] (0:19.18)	1:24.94 [10] (0:12.35)	1:12.59 [10] (0:12.51)	1:00.08 [10] (0:12.32)	0:47.76 [10] (0:12.51)	0:35.25 [10] (0:11.81)	0:23.44 [10] (0:11.66)	0:35.25	-6

Scratched: Majestic Boom (#2), Rhodes (#16), Tuhinga (#3), Damiani (#14)

[] Ranking at each section and finish
 -:-:- No data available at this section
 NA No data available

SCN Saddle cloth number
 DNF Did not finish
 DNT Did not track

04 January 2025 - 15:45

Track Rating: Soft 5, Weather: Fine, Rail Position: True

Section				200m				Last 600m	
Field Times				0:11.89 (0:11.89)				0:35.42	
Rank	TAB	Horse/Jockey	Barrier	Top Speed [km/h]	Fastest Section	Margin			Distance Travelled [m]
1	7	EXPECTANT Jace McMurray	11	64.6 600m	0:11.51 400m	0:11.54 [6] (0:11.54)	1:43.22		0:34.60
2	11	MISS CHENERY Ryan Wiggins	5	64.4 400m	0:11.27 400m	0:11.59 [5] (0:11.59)	0.17L		0:34.46 -8
3	8	WOWIT'S WILLYWONKA Tahlia Fenlon	2	64.2 Overall	0:11.75 600m	0:11.92 [2] (0:11.92)	0.39L		0:35.49 -11
4	4	COLD ONE Boris Thornton	1	64.0 400m	0:11.50 400m	0:11.93 [3] (0:11.93)	0.57L		0:35.14 -9
5	6	BELIEVE SO Jasper Franklin	7	62.3 Overall	0:11.73 400m	0:12.05 [1] (0:12.05)	0.91L		0:35.52 -6
6	12	CLIPPER SHIP Justin Huxtable	6	65.6 200m	0:11.56 400m	0:11.56 [10] (0:11.56)	1.89L		0:34.80 -8
7	15	MAGADAN Elione Chaves	3	64.0 400m	0:11.51 400m	0:11.78 [7] (0:11.78)	2.25L		0:34.98 -12
8	9	THE DEPUTY Sean Cormack	10	65.6 400m	0:11.25 400m	0:11.61 [11] (0:11.61)	2.28L		0:34.45 -5
9	5	EVOCATOR Luke Dempsey	9	66.0 400m	0:11.14 400m	0:11.68 [9] (0:11.68)	2.53L		0:34.57 -11
10	1	KIPTANUI Billie-Rose Andrew	4	63.5 Overall	0:11.68 600m	0:12.02 [4] (0:12.02)	2.71L		0:35.49 -8

Scratched: Majestic Boom (#2), Rhodes (#16), Tuhinga (#3), Damiani (#14)



Ipswich QLD Professional
Race 7: 407 SOCIAL CLUB BENCHMARK 70 Handicap - 1666m
 04 January 2025 - 15:45



Track Rating: Soft 5, Weather: Fine, Rail Position: True

Section				200m				Last 600m		
Field Times				0:11.89 (0:11.89)				0:35.42		
Rank	TAB	Horse/Jockey	Barrier	Top Speed [km/h]	Fastest Section	Margin			Distance Travelled [m]	
11	10	HARMONY REIGNS	12	64.3	0:11.61	0:12.18 [8]	4.78L		0:35.52	+1
		Corey Sutherland		600m	600m	(0:12.18)				
12	13	KINGFIELD	8	63.0	0:11.66	0:11.78 [12]	5.29L		0:35.25	-6
		Michael Cahill		400m	400m	(0:11.78)				

Scratched: Majestic Boom (#2), Rhodes (#16), Tuhinga (#3), Damiani (#14)



Horse/Jockey Name	Expectant
Final Rank	1
Fastest Section Time (Section)	0:11.51 (400m)
Top Speed [km/h] (Section)	64.6 (600m)
Race State	Finished



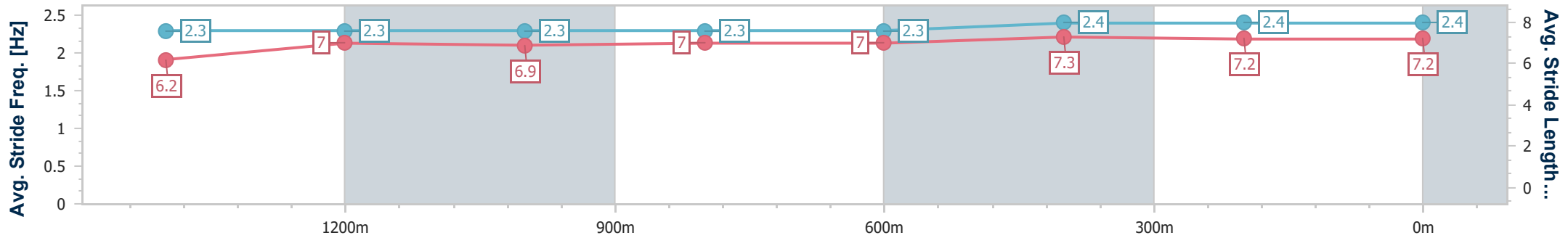
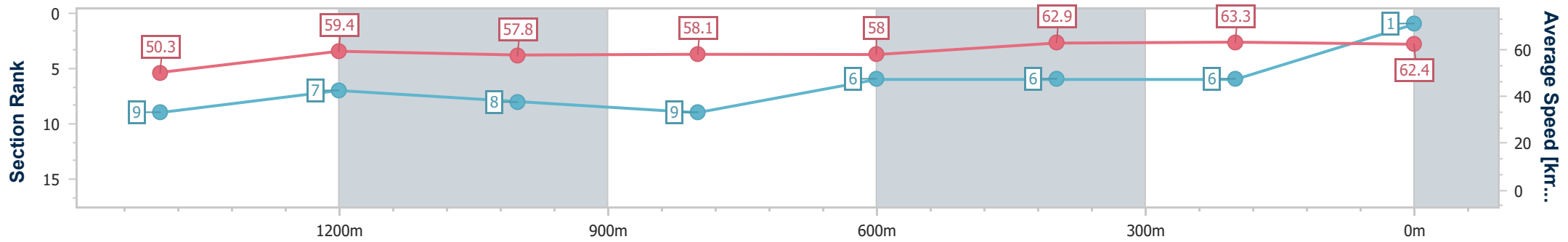
Ipswich QLD Professional
Race 7: 407 SOCIAL CLUB BENCHMARK 70 Handicap - 1666m



04 January 2025 - 15:45

Track Rating: Soft 5, Weather: Fine, Rail Position: True

Section	Overall	1400m	1200m	1000m	800m	600m	400m	200m
Section Times	1:43.22 [1] (0:19.04)	1:24.18 [9] (0:12.13)	1:12.05 [7] (0:12.53)	0:59.52 [8] (0:12.42)	0:47.10 [9] (0:12.50)	0:34.60 [6] (0:11.55)	0:23.05 [6] (0:11.51)	0:11.54 [6] (0:11.54)
Average Speed [km/h]	50.3	59.4	57.8	58.1	58.0	62.9	63.3	62.4
Top Speed [km/h]	61.7	60.7	58.8	59.0	60.0	64.6	64.5	63.3
Avg. Dist. to Rail [m]	6.3	0.2	0.8	1.7	1.8	1.9	4.4	5.6
Avg. Stride Freq. [Hz]	2.3	2.3	2.3	2.3	2.3	2.4	2.4	2.4
Avg. Stride Length [m]	6.2	7.0	6.9	7.0	7.0	7.3	7.2	7.2



- [] Ranking at each section and finish
- .-.- No data available at this section
- NA No data available



Horse/Jockey Name	Miss Chenery
Final Rank	2
Fastest Section Time (Section)	0:11.27 (400m)
Top Speed [km/h] (Section)	64.4 (400m)
Race State	Finished



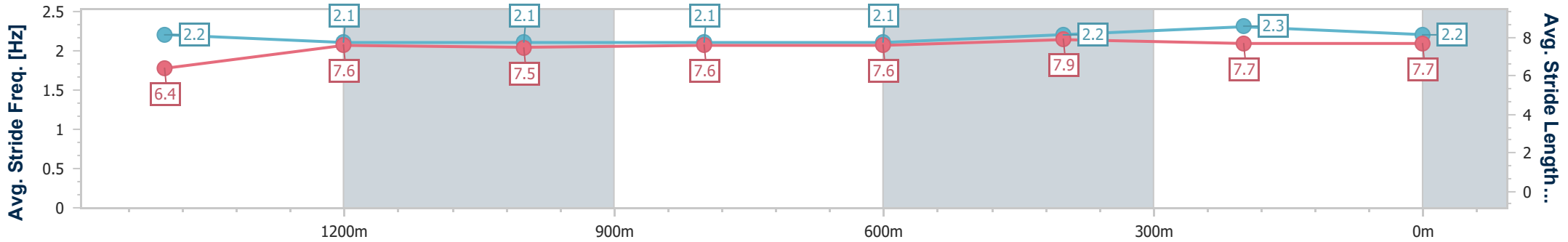
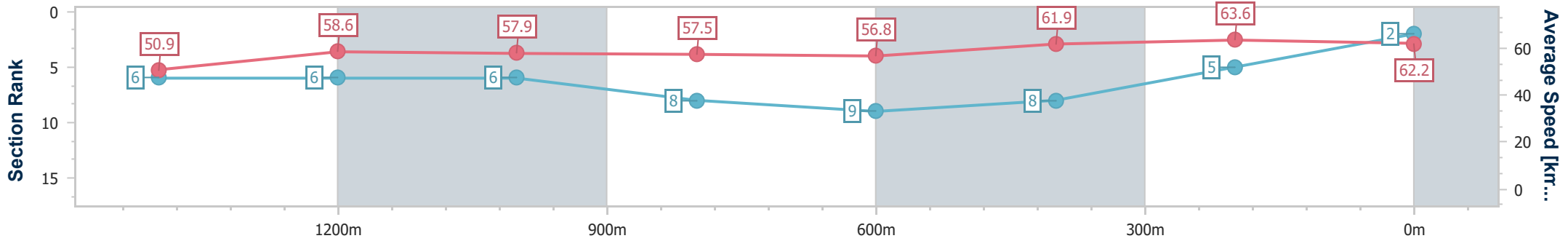
Ipswich QLD Professional
Race 7: 407 SOCIAL CLUB BENCHMARK 70 Handicap - 1666m



04 January 2025 - 15:45

Track Rating: Soft 5, Weather: Fine, Rail Position: True

Section	Overall	1400m	1200m	1000m	800m	600m	400m	200m					
Section Times	1:43.25 [2] (0:18.84)	1:24.41 [6] (0:12.26)	1:12.15 [6] (0:12.46)	0:59.69 [6] (0:12.54)	0:47.15 [8] (0:12.69)	0:34.46 [9] (0:11.60)	0:22.86 [8] (0:11.27)	0:11.59 [5]					
Average Speed [km/h]	50.9	58.6	57.9	57.5	56.8	61.9	63.6	62.2					
Top Speed [km/h]	62.7	59.9	58.5	59.1	58.4	63.9	64.4	64.4					
Avg. Dist. to Rail [m]	4.0	0.5	0.6	1.5	0.6	0.8	0.5	2.8					
Avg. Stride Freq. [Hz]	2.2	2.1	2.1	2.1	2.1	2.2	2.3	2.2					
Avg. Stride Length [m]	6.4	7.6	7.5	7.6	7.6	7.9	7.7	7.7					



- [] Ranking at each section and finish
- .-.- No data available at this section
- NA No data available



Horse/Jockey Name	Wowit's Willywonka
Final Rank	3
Fastest Section Time (Section)	0:11.75 (600m)
Top Speed [km/h] (Section)	64.2 (Overall)
Race State	Finished



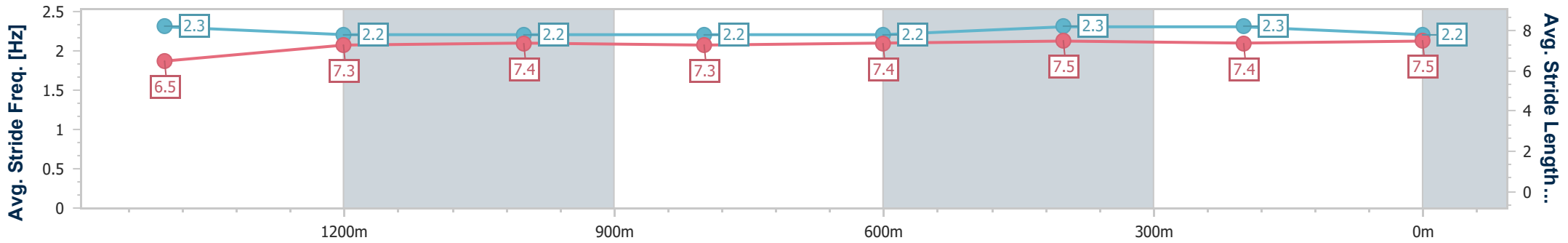
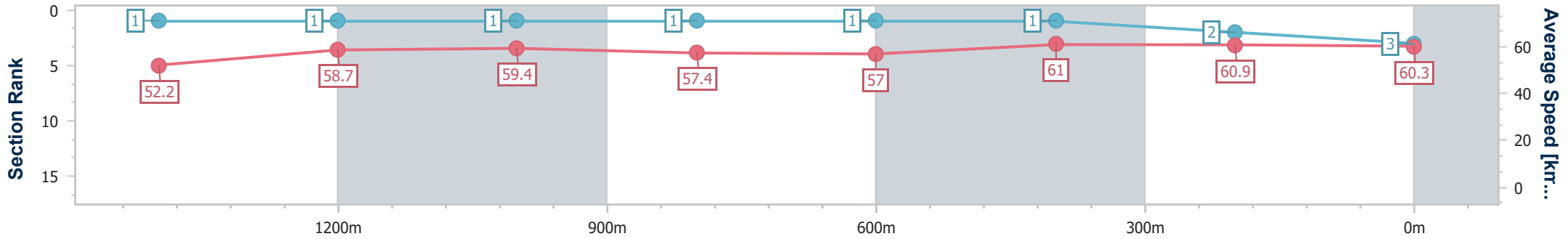
Ipswich QLD Professional
Race 7: 407 SOCIAL CLUB BENCHMARK 70 Handicap - 1666m



04 January 2025 - 15:45

Track Rating: Soft 5, Weather: Fine, Rail Position: True

Section	Overall	1400m	1200m	1000m	800m	600m	400m	200m
Section Times	1:43.29 [3] (0:18.34)	1:24.95 [1] (0:12.21)	1:12.74 [1] (0:12.04)	1:00.70 [1] (0:12.56)	0:48.14 [1] (0:12.65)	0:35.49 [1] (0:11.75)	0:23.74 [1] (0:11.82)	0:11.92 [2] (0:11.92)
Average Speed [km/h]	52.2	58.7	59.4	57.4	57.0	61.0	60.9	60.3
Top Speed [km/h]	64.2	61.4	60.3	60.0	59.9	62.1	61.5	61.0
Avg. Dist. to Rail [m]	2.1	1.6	0.9	0.4	0.3	0.5	0.6	0.9
Avg. Stride Freq. [Hz]	2.3	2.2	2.2	2.2	2.2	2.3	2.3	2.2
Avg. Stride Length [m]	6.5	7.3	7.4	7.3	7.4	7.5	7.4	7.5



- [] Ranking at each section and finish
- .-.-.- No data available at this section
- NA No data available



Horse/Jockey Name	Cold One
Final Rank	4
Fastest Section Time (Section)	0:11.50 (400m)
Top Speed [km/h] (Section)	64.0 (400m)
Race State	Finished



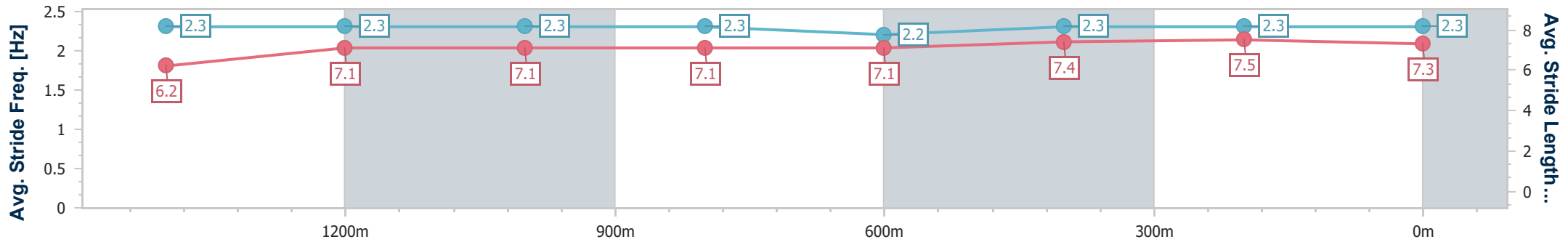
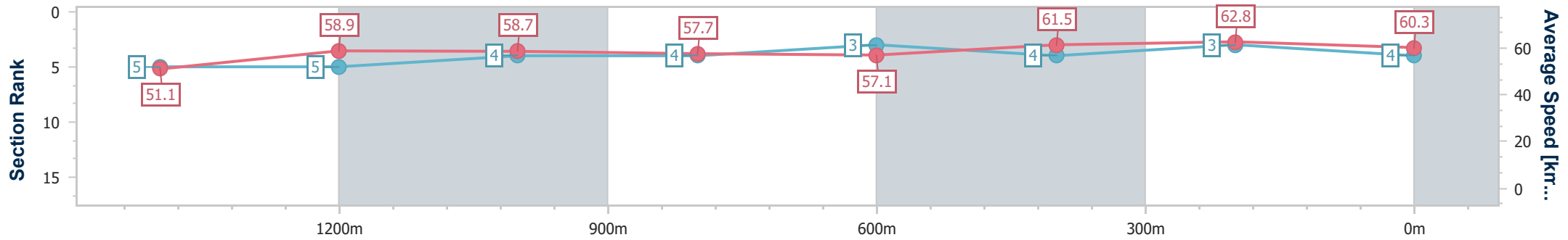
Ipswich QLD Professional
Race 7: 407 SOCIAL CLUB BENCHMARK 70 Handicap - 1666m



04 January 2025 - 15:45

Track Rating: Soft 5, Weather: Fine, Rail Position: True

Section	Overall	1400m	1200m	1000m	800m	600m	400m	200m
Section Times	1:43.32 [4] (0:18.72)	1:24.60 [5] (0:12.20)	1:12.40 [5] (0:12.21)	1:00.19 [4] (0:12.44)	0:47.75 [4] (0:12.61)	0:35.14 [3] (0:11.71)	0:23.43 [4] (0:11.50)	0:11.93 [3] (0:11.93)
Average Speed [km/h]	51.1	58.9	58.7	57.7	57.1	61.5	62.8	60.3
Top Speed [km/h]	61.9	60.6	59.5	58.9	58.5	62.5	64.0	62.9
Avg. Dist. to Rail [m]	1.3	0.7	1.1	0.4	0.5	0.4	1.1	2.6
Avg. Stride Freq. [Hz]	2.3	2.3	2.3	2.3	2.2	2.3	2.3	2.3
Avg. Stride Length [m]	6.2	7.1	7.1	7.1	7.1	7.4	7.5	7.3



- [] Ranking at each section and finish
- .-.- No data available at this section
- NA No data available



Horse/Jockey Name	Believe So
Final Rank	5
Fastest Section Time (Section)	0:11.73 (400m)
Top Speed [km/h] (Section)	62.3 (Overall)
Race State	Finished

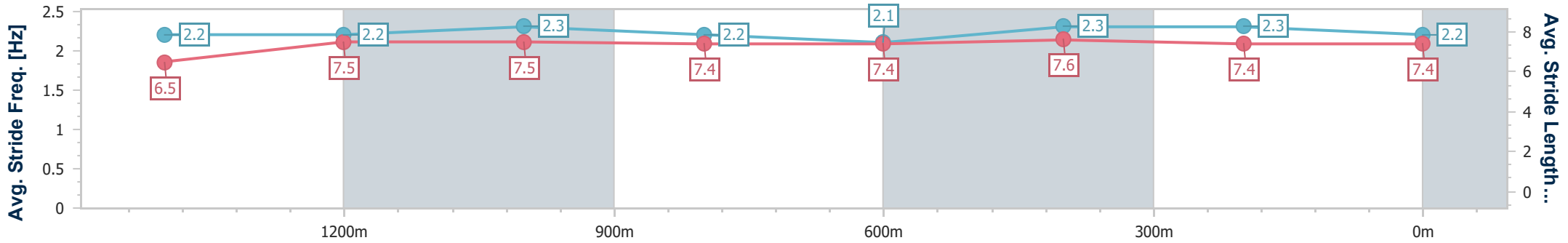
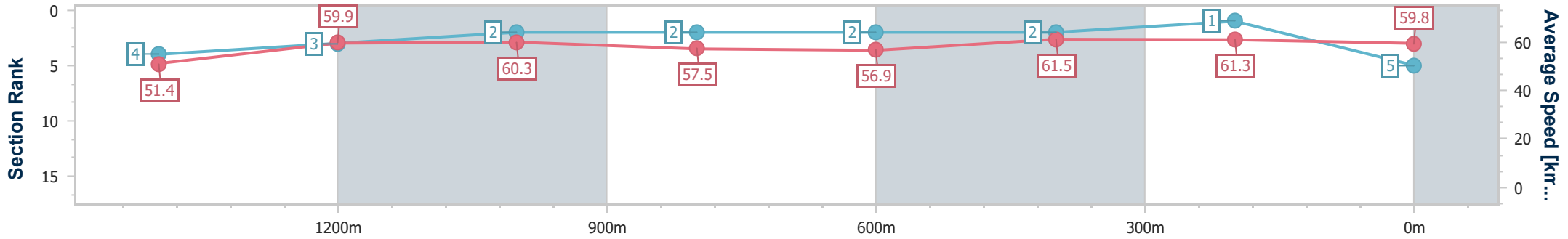


Ipswich QLD Professional
Race 7: 407 SOCIAL CLUB BENCHMARK 70 Handicap - 1666m



04 January 2025 - 15:45
Track Rating: Soft 5, Weather: Fine, Rail Position: True

Section	Overall	1400m	1200m	1000m	800m	600m	400m	200m
Section Times	1:43.38 [5] (0:18.67)	1:24.71 [4] (0:12.03)	1:12.68 [3] (0:11.93)	1:00.75 [2] (0:12.58)	0:48.17 [2] (0:12.65)	0:35.52 [2] (0:11.74)	0:23.78 [2] (0:11.73)	0:12.05 [1] (0:12.05)
Average Speed [km/h]	51.4	59.9	60.3	57.5	56.9	61.5	61.3	59.8
Top Speed [km/h]	62.3	61.4	61.7	58.7	59.2	62.3	62.1	60.8
Avg. Dist. to Rail [m]	5.9	0.5	0.3	0.7	0.3	0.2	0.6	2.0
Avg. Stride Freq. [Hz]	2.2	2.2	2.3	2.2	2.1	2.3	2.3	2.2
Avg. Stride Length [m]	6.5	7.5	7.5	7.4	7.4	7.6	7.4	7.4



- [] Ranking at each section and finish
- .-.-.- No data available at this section
- NA No data available



Horse/Jockey Name	Clipper Ship
Final Rank	6
Fastest Section Time (Section)	0:11.56 (400m)
Top Speed [km/h] (Section)	65.6 (200m)
Race State	Finished



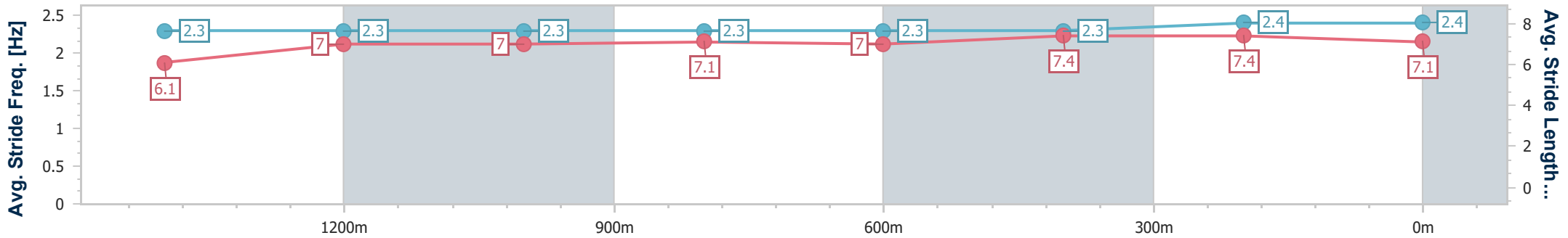
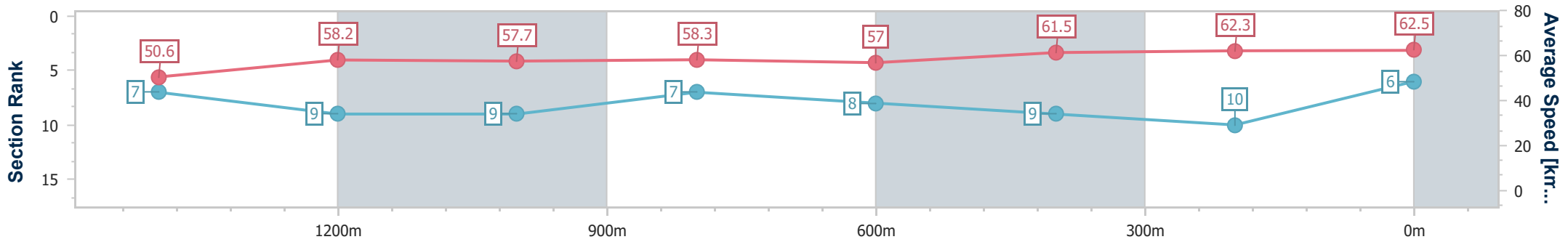
Ipswich QLD Professional
Race 7: 407 SOCIAL CLUB BENCHMARK 70 Handicap - 1666m



04 January 2025 - 15:45

Track Rating: Soft 5, Weather: Fine, Rail Position: True

Section	Overall	1400m	1200m	1000m	800m	600m	400m	200m
Section Times	1:43.54 [6] (0:18.95)	1:24.59 [7] (0:12.33)	1:12.26 [9] (0:12.47)	0:59.79 [9] (0:12.33)	0:47.46 [7] (0:12.66)	0:34.80 [8] (0:11.68)	0:23.12 [9] (0:11.56)	0:11.56 [10] (0:11.56)
Average Speed [km/h]	50.6	58.2	57.7	58.3	57.0	61.5	62.3	62.5
Top Speed [km/h]	61.1	58.9	59.2	59.4	58.1	64.2	63.1	65.6
Avg. Dist. to Rail [m]	3.6	1.0	0.4	0.3	0.3	0.4	0.3	0.8
Avg. Stride Freq. [Hz]	2.3	2.3	2.3	2.3	2.3	2.3	2.4	2.4
Avg. Stride Length [m]	6.1	7.0	7.0	7.1	7.0	7.4	7.4	7.1



- [] Ranking at each section and finish
- .-.- No data available at this section
- NA No data available



Horse/Jockey Name	Magadan
Final Rank	7
Fastest Section Time (Section)	0:11.51 (400m)
Top Speed [km/h] (Section)	64.0 (400m)
Race State	Finished



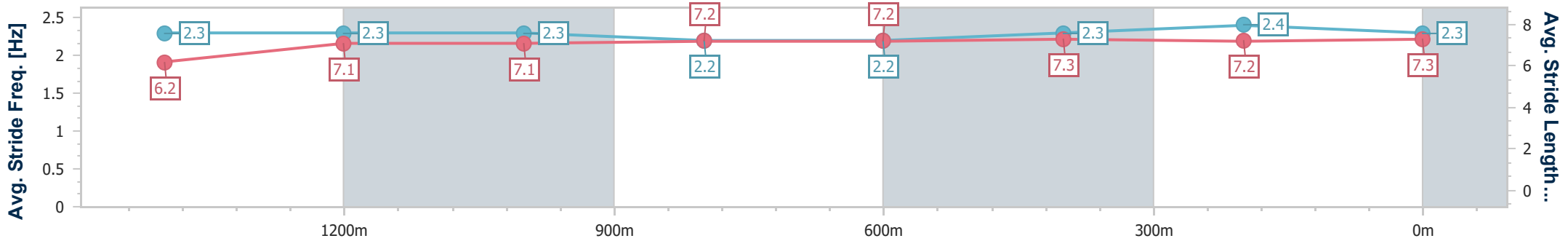
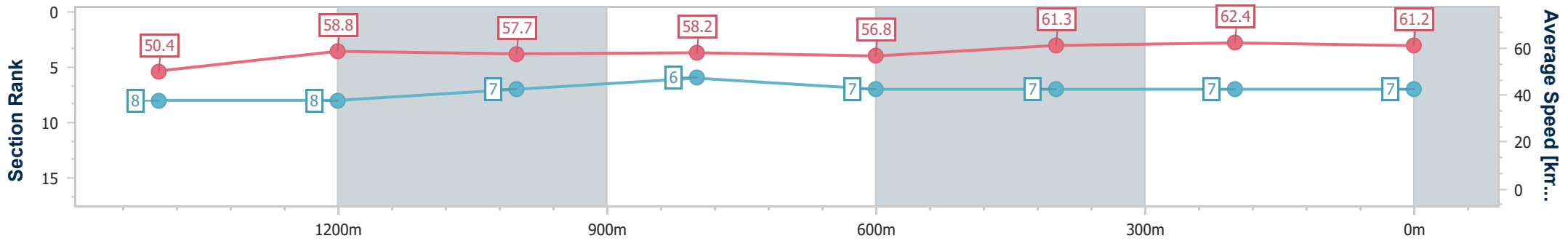
Ipswich QLD Professional
Race 7: 407 SOCIAL CLUB BENCHMARK 70 Handicap - 1666m



04 January 2025 - 15:45

Track Rating: Soft 5, Weather: Fine, Rail Position: True

Section	Overall	1400m	1200m	1000m	800m	600m	400m	200m
Section Times	1:43.60 [7] (0:19.01)	1:24.59 [8] (0:12.19)	1:12.40 [8] (0:12.43)	0:59.97 [7] (0:12.39)	0:47.58 [6] (0:12.60)	0:34.98 [7] (0:11.69)	0:23.29 [7] (0:11.51)	0:11.78 [7] (0:11.78)
Average Speed [km/h]	50.4	58.8	57.7	58.2	56.8	61.3	62.4	61.2
Top Speed [km/h]	61.2	60.0	58.5	59.3	58.1	62.9	64.0	64.0
Avg. Dist. to Rail [m]	2.1	1.2	0.8	0.3	1.1	1.2	0.6	1.1
Avg. Stride Freq. [Hz]	2.3	2.3	2.3	2.2	2.2	2.3	2.4	2.3
Avg. Stride Length [m]	6.2	7.1	7.1	7.2	7.2	7.3	7.2	7.3



- [] Ranking at each section and finish
- .-.- No data available at this section
- NA No data available



Horse/Jockey Name	The Deputy
Final Rank	8
Fastest Section Time (Section)	0:11.25 (400m)
Top Speed [km/h] (Section)	65.6 (400m)
Race State	Finished



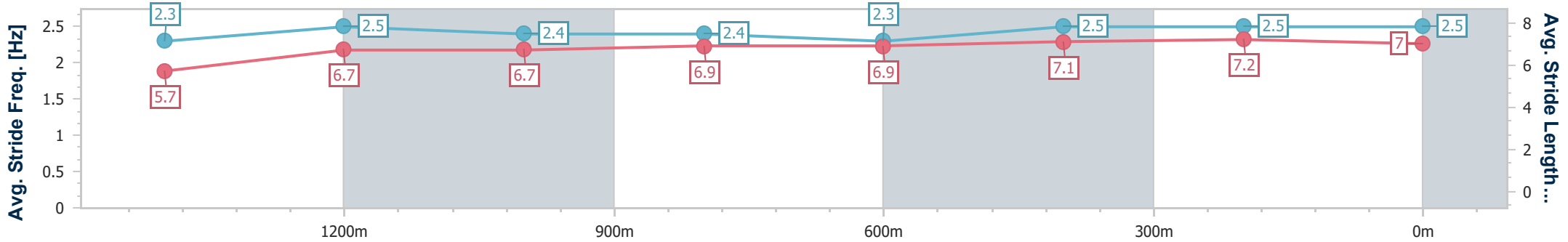
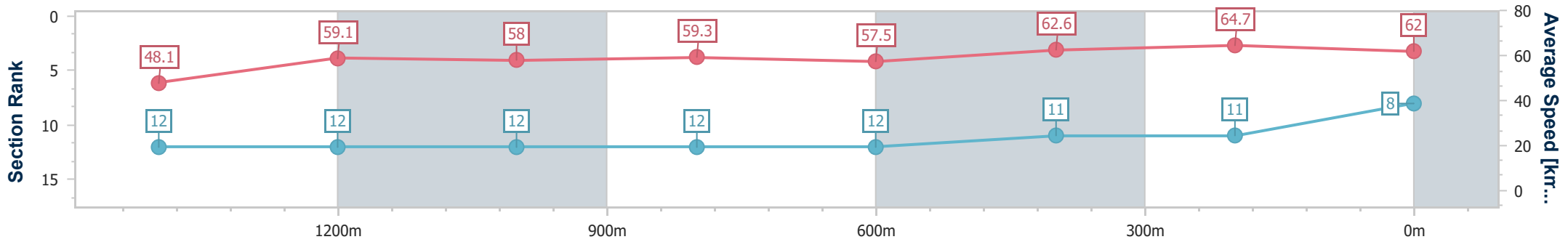
Ipswich QLD Professional
Race 7: 407 SOCIAL CLUB BENCHMARK 70 Handicap - 1666m



04 January 2025 - 15:45

Track Rating: Soft 5, Weather: Fine, Rail Position: True

Section	Overall	1400m	1200m	1000m	800m	600m	400m	200m
Section Times	1:43.61 [8] (0:19.98)	1:23.63 [12] (0:12.09)	1:11.54 [12] (0:12.43)	0:59.11 [12] (0:12.14)	0:46.97 [12] (0:12.52)	0:34.45 [12] (0:11.59)	0:22.86 [11] (0:11.25)	0:11.61 [11] (0:11.61)
Average Speed [km/h]	48.1	59.1	58.0	59.3	57.5	62.6	64.7	62.0
Top Speed [km/h]	61.3	61.0	59.5	60.4	59.2	65.4	65.6	63.4
Avg. Dist. to Rail [m]	6.3	1.2	0.5	1.0	0.3	1.2	3.5	6.2
Avg. Stride Freq. [Hz]	2.3	2.5	2.4	2.4	2.3	2.5	2.5	2.5
Avg. Stride Length [m]	5.7	6.7	6.7	6.9	6.9	7.1	7.2	7.0



- [] Ranking at each section and finish
- .-.- No data available at this section
- NA No data available



Horse/Jockey Name	Evocator
Final Rank	9
Fastest Section Time (Section)	0:11.14 (400m)
Top Speed [km/h] (Section)	66.0 (400m)
Race State	Finished



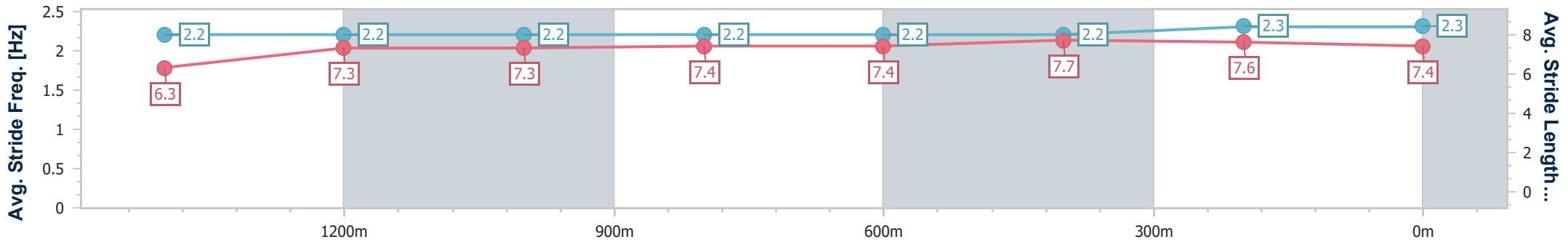
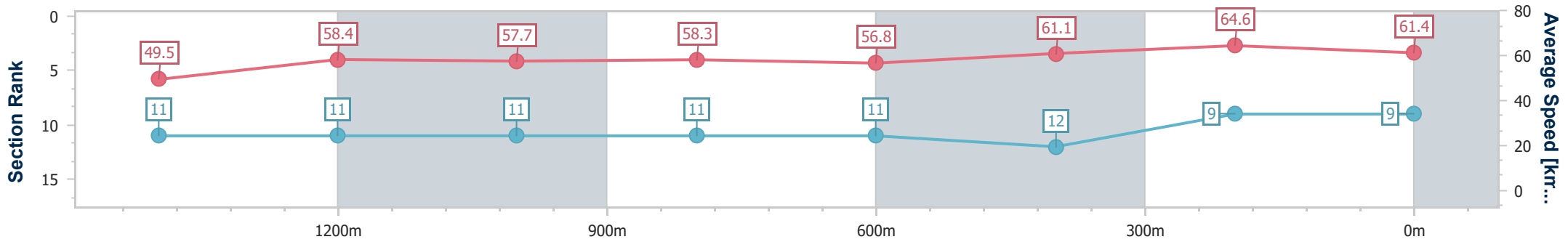
Ipswich QLD Professional
Race 7: 407 SOCIAL CLUB BENCHMARK 70 Handicap - 1666m



04 January 2025 - 15:45

Track Rating: Soft 5, Weather: Fine, Rail Position: True

Section	Overall	1400m	1200m	1000m	800m	600m	400m	200m
Section Times	1:43.65 [9] (0:19.42)	1:24.23 [11] (0:12.21)	1:12.02 [11] (0:12.43)	0:59.59 [11] (0:12.36)	0:47.23 [11] (0:12.66)	0:34.57 [11] (0:11.75)	0:22.82 [12] (0:11.14)	0:11.68 [9] (0:11.68)
Average Speed [km/h]	49.5	58.4	57.7	58.3	56.8	61.1	64.6	61.4
Top Speed [km/h]	62.1	60.0	58.6	59.2	57.7	63.7	66.0	65.0
Avg. Dist. to Rail [m]	3.9	1.7	0.8	0.2	0.2	0.8	0.8	0.6
Avg. Stride Freq. [Hz]	2.2	2.2	2.2	2.2	2.2	2.2	2.3	2.3
Avg. Stride Length [m]	6.3	7.3	7.3	7.4	7.4	7.7	7.6	7.4



- [] Ranking at each section and finish
- .-.- No data available at this section
- NA No data available



Horse/Jockey Name	Kiptanui
Final Rank	10
Fastest Section Time (Section)	0:11.68 (600m)
Top Speed [km/h] (Section)	63.5 (Overall)
Race State	Finished



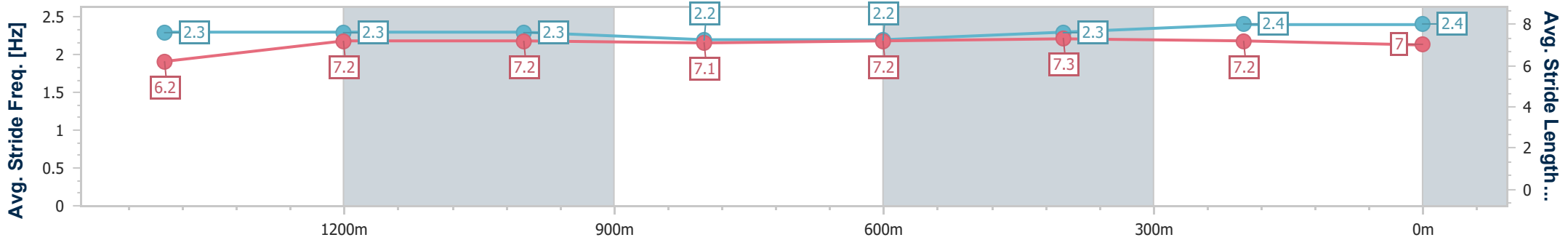
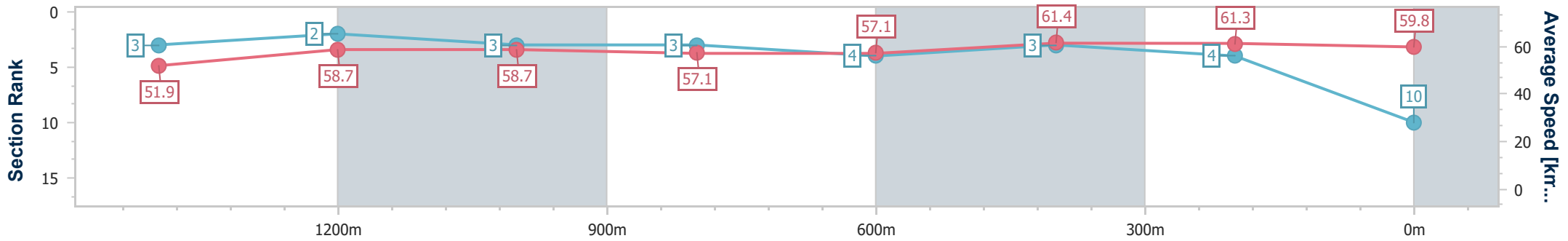
Ipswich QLD Professional
Race 7: 407 SOCIAL CLUB BENCHMARK 70 Handicap - 1666m



04 January 2025 - 15:45

Track Rating: Soft 5, Weather: Fine, Rail Position: True

Section	Overall	1400m	1200m	1000m	800m	600m	400m	200m
Section Times	1:43.68 [10] (0:18.41)	1:25.27 [3] (0:12.27)	1:13.00 [2] (0:12.27)	1:00.73 [3] (0:12.60)	0:48.13 [3] (0:12.64)	0:35.49 [4] (0:11.68)	0:23.81 [3] (0:11.79)	0:12.02 [4] (0:12.02)
Average Speed [km/h]	51.9	58.7	58.7	57.1	57.1	61.4	61.3	59.8
Top Speed [km/h]	63.5	60.4	59.5	59.4	58.9	63.1	62.7	62.0
Avg. Dist. to Rail [m]	2.9	0.7	0.3	0.9	0.3	0.5	1.5	4.4
Avg. Stride Freq. [Hz]	2.3	2.3	2.3	2.2	2.2	2.3	2.4	2.4
Avg. Stride Length [m]	6.2	7.2	7.2	7.1	7.2	7.3	7.2	7.0



- [] Ranking at each section and finish
- .-.- No data available at this section
- NA No data available



Horse/Jockey Name	Harmony Reigns
Final Rank	11
Fastest Section Time (Section)	0:11.61 (600m)
Top Speed [km/h] (Section)	64.3 (600m)
Race State	Finished



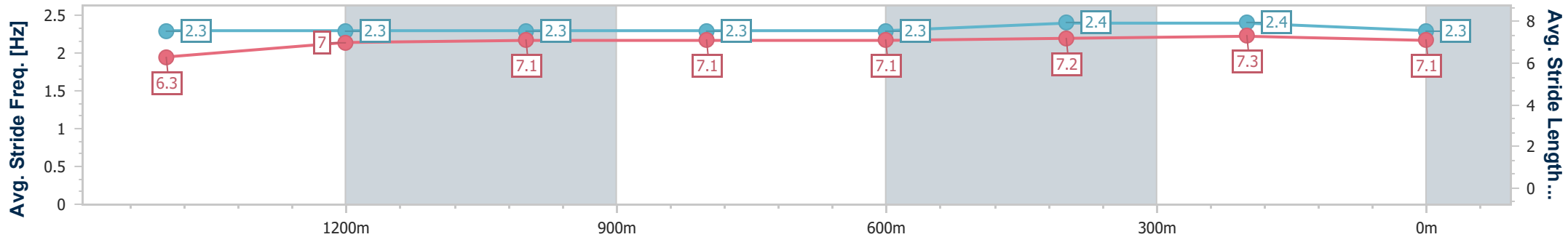
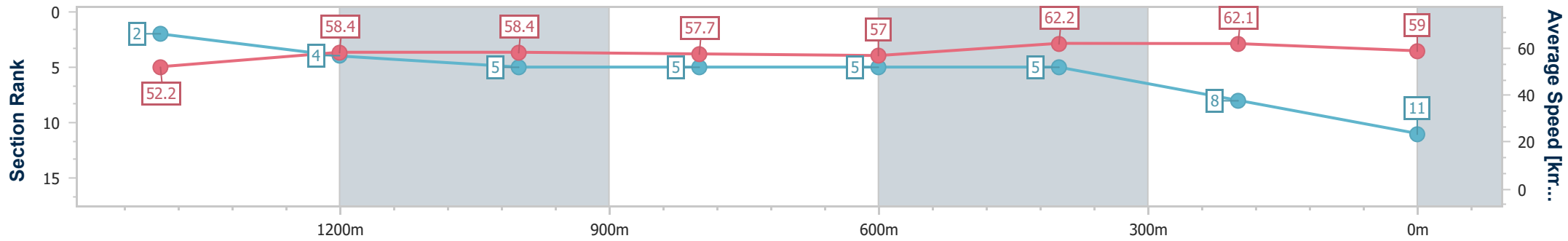
Ipswich QLD Professional
Race 7: 407 SOCIAL CLUB BENCHMARK 70 Handicap - 1666m



04 January 2025 - 15:45

Track Rating: Soft 5, Weather: Fine, Rail Position: True

Section	Overall	1400m	1200m	1000m	800m	600m	400m	200m
Section Times	1:44.03 [11] (0:18.41)	1:25.62 [2] (0:12.39)	1:13.23 [4] (0:12.45)	1:00.78 [5] (0:12.58)	0:48.20 [5] (0:12.68)	0:35.52 [5] (0:11.61)	0:23.91 [5] (0:11.73)	0:12.18 [8]
Average Speed [km/h]	52.2	58.4	58.4	57.7	57.0	62.2	62.1	59.0
Top Speed [km/h]	62.3	59.8	59.2	58.8	58.2	64.3	63.2	61.1
Avg. Dist. to Rail [m]	7.9	1.5	2.1	2.6	1.8	1.2	2.8	5.1
Avg. Stride Freq. [Hz]	2.3	2.3	2.3	2.3	2.3	2.4	2.4	2.3
Avg. Stride Length [m]	6.3	7.0	7.1	7.1	7.1	7.2	7.3	7.1



- [] Ranking at each section and finish
- .-.- No data available at this section
- NA No data available



Horse/Jockey Name	Kingfield
Final Rank	12
Fastest Section Time (Section)	0:11.66 (400m)
Top Speed [km/h] (Section)	63.0 (400m)
Race State	Finished



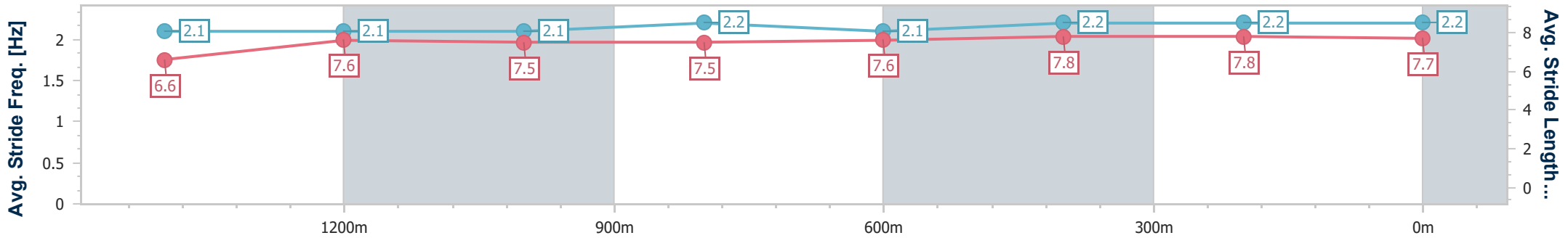
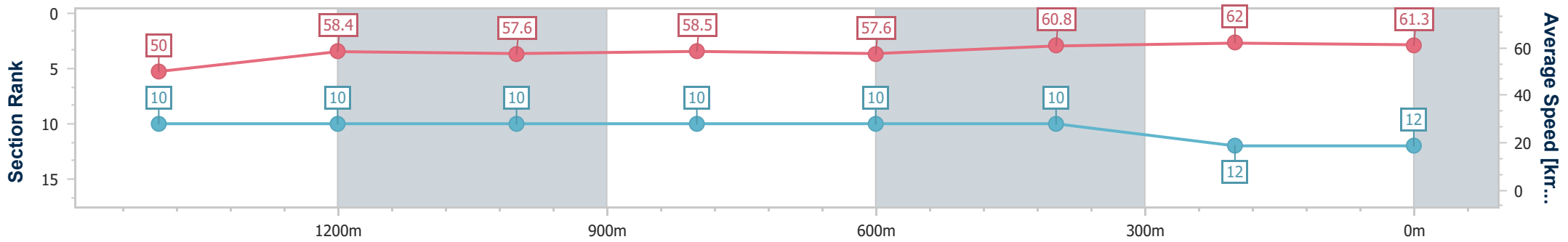
Ipswich QLD Professional
Race 7: 407 SOCIAL CLUB BENCHMARK 70 Handicap - 1666m



04 January 2025 - 15:45

Track Rating: Soft 5, Weather: Fine, Rail Position: True

Section	Overall	1400m	1200m	1000m	800m	600m	400m	200m
Section Times	1:44.12 [12] (0:19.18)	1:24.94 [10] (0:12.35)	1:12.59 [10] (0:12.51)	1:00.08 [10] (0:12.32)	0:47.76 [10] (0:12.51)	0:35.25 [10] (0:11.81)	0:23.44 [10] (0:11.66)	0:11.78 [12] (0:11.78)
Average Speed [km/h]	50.0	58.4	57.6	58.5	57.6	60.8	62.0	61.3
Top Speed [km/h]	63.0	59.4	58.5	59.3	58.8	63.0	63.0	62.2
Avg. Dist. to Rail [m]	5.0	0.4	0.5	0.9	0.4	0.3	1.7	1.7
Avg. Stride Freq. [Hz]	2.1	2.1	2.1	2.2	2.1	2.2	2.2	2.2
Avg. Stride Length [m]	6.6	7.6	7.5	7.5	7.6	7.8	7.8	7.7



- [] Ranking at each section and finish
- .-.- No data available at this section
- NA No data available