



Ipswich QLD Professional

Race 8: IEEC.COM.AU Class 2 Handicap - 1200m

04 January 2025 - 16:25



Track Rating: Soft 5, Weather: Fine, Rail Position: True

Section		Overall	1000m	800m	600m	400m	200m	Last 600m					
Field Times		1:10.12 (0:13.72)	0:56.40 (0:10.85)	0:45.55 (0:10.94)	0:34.61 (0:11.11)	0:23.50 (0:11.35)	0:12.15 (0:12.15)	0:34.61					
Rank	TAB Horse/Jockey	Barrier	Top Speed [km/h]	Fastest Section	Margin							Distance Travelled [m]	
1	12 PROVANCE Ryan Wiggins	6	68.5 1000m	0:10.82 1000m	1:10.12 [1] (0:13.89)	0:56.23 [2] (0:10.82)	0:45.41 [2] (0:10.95)	0:34.46 [2] (0:10.96)	0:23.50 [1] (0:11.35)	0:12.15 [1] (0:12.15)	1:10.12	0:34.46	
2	5 PINK CASHMERE Jace McMurray	2	67.6 1000m	0:10.74 1000m	1:10.57 [2] (0:14.01)	0:56.56 [3] (0:10.74)	0:45.82 [3] (0:11.01)	0:34.81 [3] (0:11.08)	0:23.73 [3] (0:11.49)	0:12.24 [2] (0:12.24)	2.65L	0:34.81	+0
3	1 BLACK MINTO Adin Thompson	8	67.9 1000m	0:10.85 1000m	1:10.62 [3] (0:13.72)	0:56.90 [1] (0:10.85)	0:46.05 [1] (0:10.94)	0:35.11 [1] (0:11.12)	0:23.99 [2] (0:11.71)	0:12.28 [3] (0:12.28)	2.94L	0:35.11	-2
4	11 ISLE ORNSAY Luke Dempsey	3	70.1 600m	0:10.78 1000m	1:10.95 [4] (0:14.09)	0:56.86 [4] (0:10.78)	0:46.08 [4] (0:10.93)	0:35.15 [4] (0:11.04)	0:24.11 [4] (0:11.87)	0:12.24 [4] (0:12.24)	4.86L	0:35.15	+4
5	7 INTEGRITY LANE Justin Huxtable	4	67.1 1000m	0:10.82 1000m	1:11.11 [5] (0:14.39)	0:56.72 [6] (0:10.82)	0:45.90 [5] (0:11.00)	0:34.90 [5] (0:10.97)	0:23.93 [5] (0:11.63)	0:12.30 [5] (0:12.30)	5.83L	0:34.90	-3
6	13 SIBELIUS Dan McGillivray	5	66.0 1000m	0:10.98 1000m	1:11.25 [6] (0:14.33)	0:56.92 [5] (0:10.98)	0:45.94 [6] (0:11.11)	0:34.83 [6] (0:11.17)	0:23.66 [6] (0:11.77)	0:11.89 [6] (0:11.89)	6.64L	0:34.83	-2
7	8 REVELAIDE Michael Cahill	1	64.3 1000m	0:11.25 1000m	1:13.26 [7] (0:14.84)	0:58.42 [7] (0:11.25)	0:47.17 [7] (0:11.36)	0:35.81 [7] (0:11.63)	0:24.18 [7] (0:11.93)	0:12.25 [7] (0:12.25)	18.43L	0:35.81	-2

Scratched: Three Gongs (#6), Singular (#9), Deep Fury (#18), Golden Gate (#4), Starlea (#14), Pangaea (#15), Born Fearless (#17), Monazel (#20), Secret Spy (#16), The Power Of One (#19), Boom In The Dark



Horse/Jockey Name	Provance
Final Rank	1
Fastest Section Time (Section)	0:10.82 (1000m)
Top Speed [km/h] (Section)	68.5 (1000m)
Race State	Finished



Ipswich QLD Professional

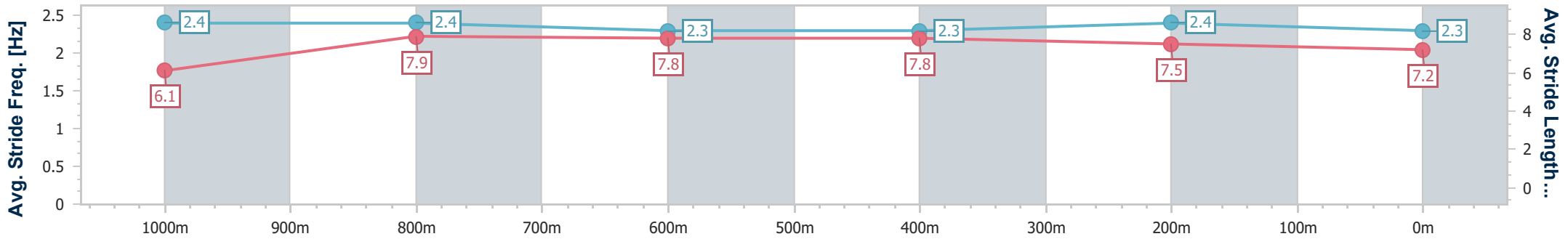
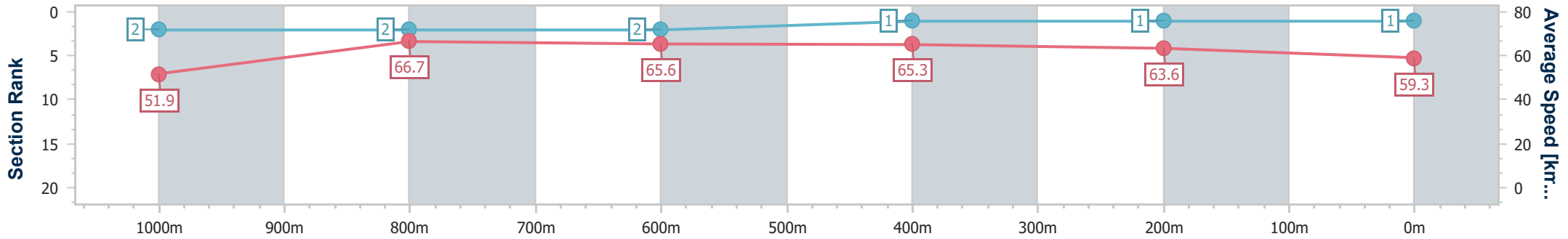
Race 8: IEEC.COM.AU Class 2 Handicap - 1200m

04 January 2025 - 16:25



Track Rating: Soft 5, Weather: Fine, Rail Position: True

Section	Overall	1000m	800m	600m	400m	200m
Section Times	1:10.12 [1] (0:13.89)	0:56.23 [2] (0:10.82)	0:45.41 [2] (0:10.95)	0:34.46 [2] (0:10.96)	0:23.50 [1] (0:11.35)	0:12.15 [1] (0:12.15)
Average Speed [km/h]	51.9	66.7	65.6	65.3	63.6	59.3
Top Speed [km/h]	68.3	68.5	66.5	66.6	65.8	62.7
Avg. Dist. to Rail [m]	4.4	0.5	0.9	0.7	1.1	0.3
Avg. Stride Freq. [Hz]	2.4	2.4	2.3	2.3	2.4	2.3
Avg. Stride Length [m]	6.1	7.9	7.8	7.8	7.5	7.2



- [] Ranking at each section and finish
- .-.- No data available at this section
- NA No data available



Horse/Jockey Name	Pink Cashmere
Final Rank	2
Fastest Section Time (Section)	0:10.74 (1000m)
Top Speed [km/h] (Section)	67.6 (1000m)
Race State	Finished



Ipswich QLD Professional

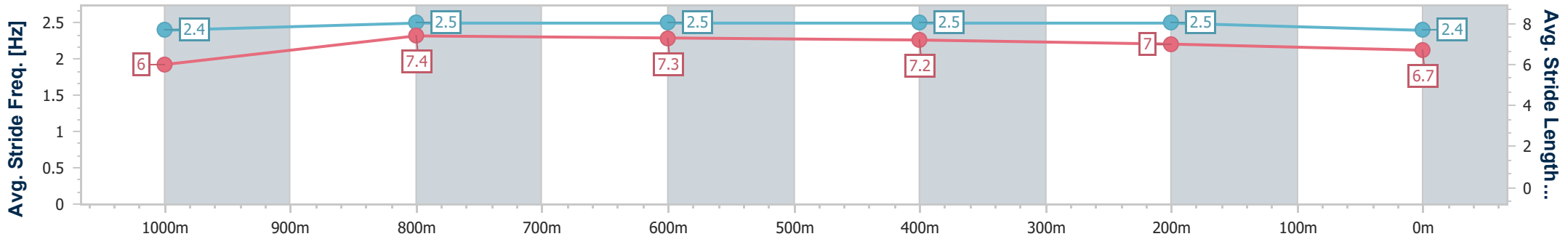
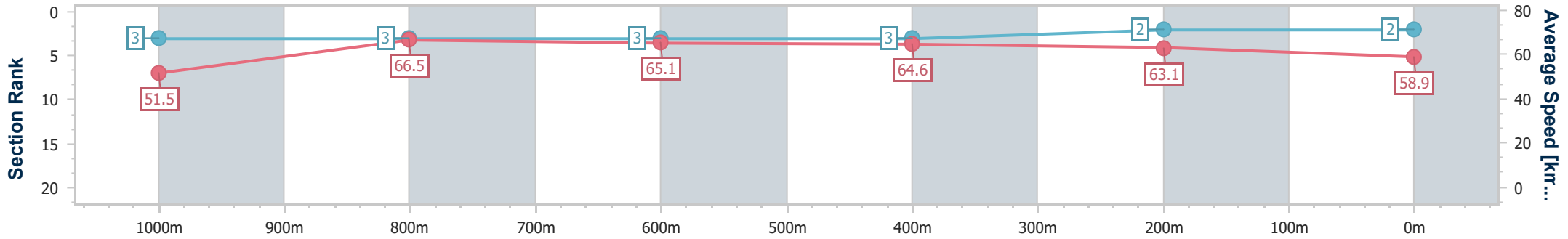
Race 8: IEEC.COM.AU Class 2 Handicap - 1200m

04 January 2025 - 16:25



Track Rating: Soft 5, Weather: Fine, Rail Position: True

Section	Overall	1000m	800m	600m	400m	200m
Section Times	1:10.57 [2] (0:14.01)	0:56.56 [3] (0:10.74)	0:45.82 [3] (0:11.01)	0:34.81 [3] (0:11.08)	0:23.73 [3] (0:11.49)	0:12.24 [2] (0:12.24)
Average Speed [km/h]	51.5	66.5	65.1	64.6	63.1	58.9
Top Speed [km/h]	66.4	67.6	65.5	65.3	64.6	61.3
Avg. Dist. to Rail [m]	1.2	3.0	2.0	0.5	2.5	3.9
Avg. Stride Freq. [Hz]	2.4	2.5	2.5	2.5	2.5	2.4
Avg. Stride Length [m]	6.0	7.4	7.3	7.2	7.0	6.7



- [] Ranking at each section and finish
- .-.- No data available at this section
- NA No data available



Horse/Jockey Name	Black Minto
Final Rank	3
Fastest Section Time (Section)	0:10.85 (1000m)
Top Speed [km/h] (Section)	67.9 (1000m)
Race State	Finished



Ipswich QLD Professional

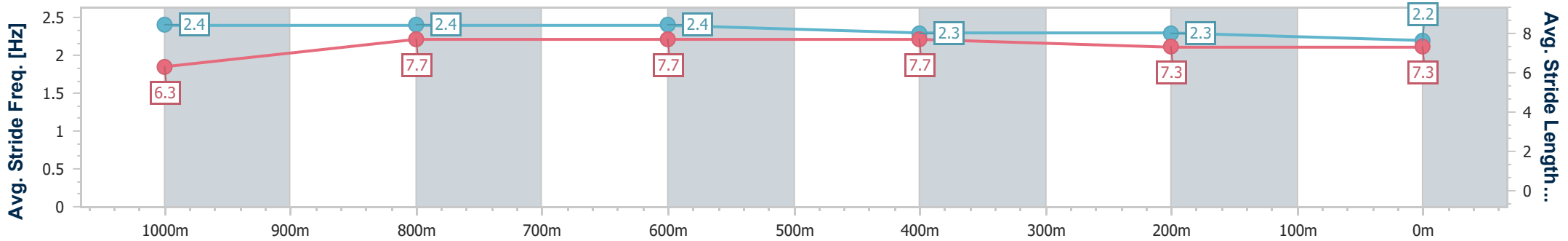
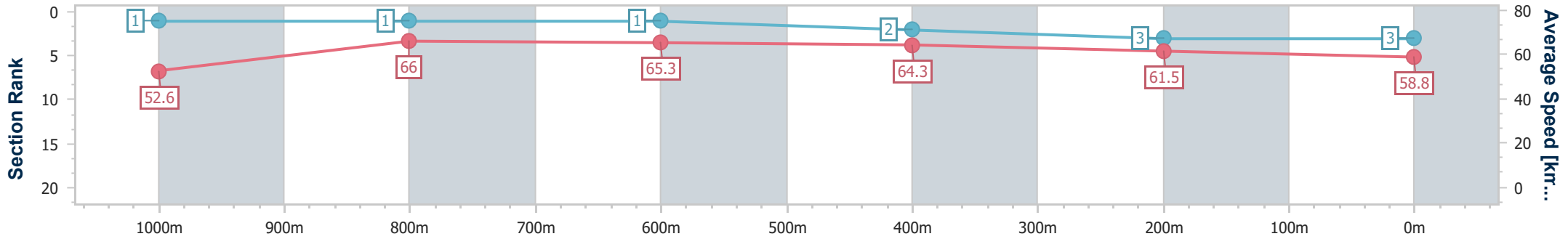
Race 8: IEEC.COM.AU Class 2 Handicap - 1200m

04 January 2025 - 16:25

Track Rating: Soft 5, Weather: Fine, Rail Position: True



Section	Overall	1000m	800m	600m	400m	200m
Section Times	1:10.62 [3] (0:13.72)	0:56.90 [1] (0:10.85)	0:46.05 [1] (0:10.94)	0:35.11 [1] (0:11.12)	0:23.99 [2] (0:11.71)	0:12.28 [3] (0:12.28)
Average Speed [km/h]	52.6	66.0	65.3	64.3	61.5	58.8
Top Speed [km/h]	67.7	67.9	66.4	65.6	63.7	60.6
Avg. Dist. to Rail [m]	3.1	2.3	2.0	1.2	1.0	3.3
Avg. Stride Freq. [Hz]	2.4	2.4	2.4	2.3	2.3	2.2
Avg. Stride Length [m]	6.3	7.7	7.7	7.7	7.3	7.3



- [] Ranking at each section and finish
- .-.- No data available at this section
- NA No data available



Horse/Jockey Name	Isle Ornsay
Final Rank	4
Fastest Section Time (Section)	0:10.78 (1000m)
Top Speed [km/h] (Section)	70.1 (600m)
Race State	Finished



Ipswich QLD Professional

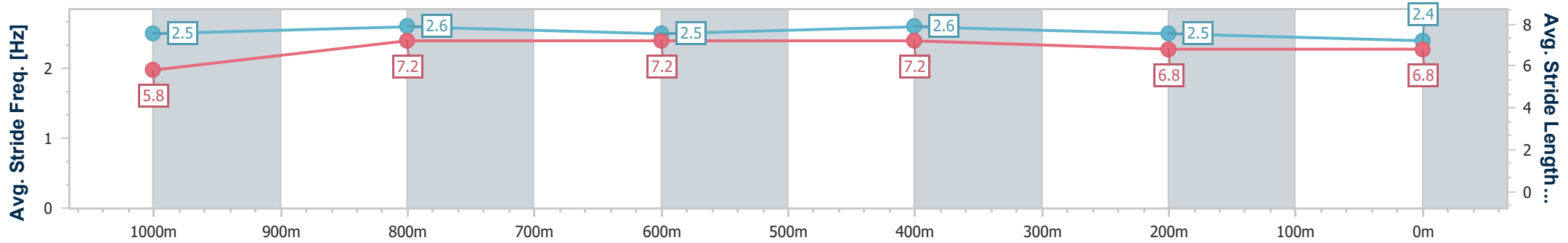
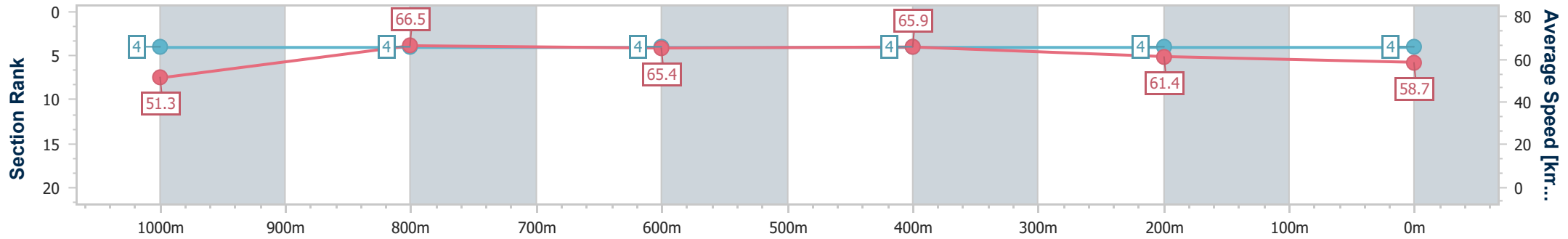
Race 8: IEEC.COM.AU Class 2 Handicap - 1200m

04 January 2025 - 16:25



Track Rating: Soft 5, Weather: Fine, Rail Position: True

Section	Overall	1000m	800m	600m	400m	200m
Section Times	1:10.95 [4] (0:14.09)	0:56.86 [4] (0:10.78)	0:46.08 [4] (0:10.93)	0:35.15 [4] (0:11.04)	0:24.11 [4] (0:11.87)	0:12.24 [4] (0:12.24)
Average Speed [km/h]	51.3	66.5	65.4	65.9	61.4	58.7
Top Speed [km/h]	66.0	67.2	65.8	70.1	63.9	60.2
Avg. Dist. to Rail [m]	1.7	1.4	1.6	1.8	5.1	7.8
Avg. Stride Freq. [Hz]	2.5	2.6	2.5	2.6	2.5	2.4
Avg. Stride Length [m]	5.8	7.2	7.2	7.2	6.8	6.8



- [] Ranking at each section and finish
- .-.- No data available at this section
- NA No data available



Horse/Jockey Name	Integrity Lane
Final Rank	5
Fastest Section Time (Section)	0:10.82 (1000m)
Top Speed [km/h] (Section)	67.1 (1000m)
Race State	Finished



Ipswich QLD Professional

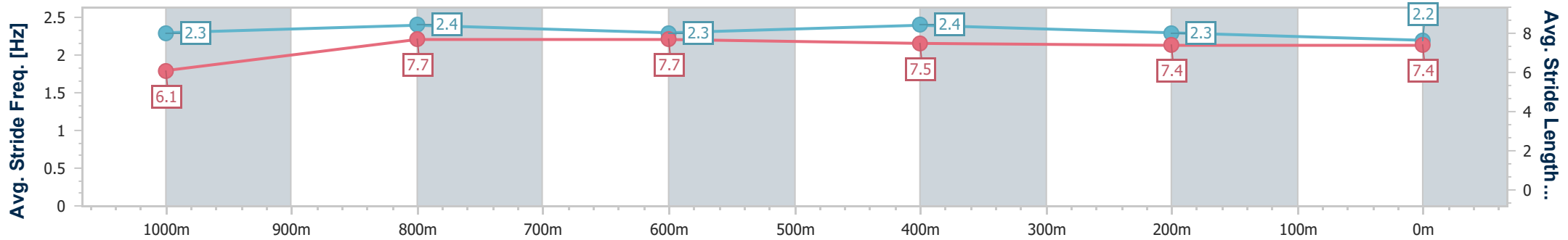
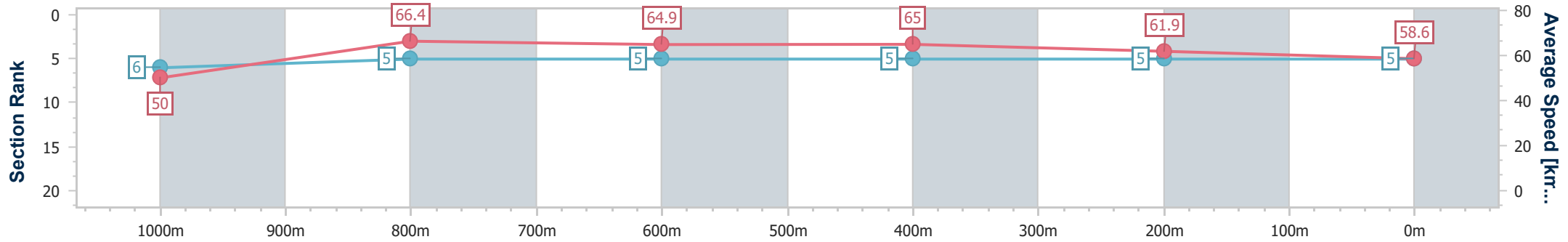
Race 8: IEEC.COM.AU Class 2 Handicap - 1200m

04 January 2025 - 16:25

Track Rating: Soft 5, Weather: Fine, Rail Position: True



Section	Overall	1000m	800m	600m	400m	200m
Section Times	1:11.11 [5] (0:14.39)	0:56.72 [6] (0:10.82)	0:45.90 [5] (0:11.00)	0:34.90 [5] (0:10.97)	0:23.93 [5] (0:11.63)	0:12.30 [5] (0:12.30)
Average Speed [km/h]	50.0	66.4	64.9	65.0	61.9	58.6
Top Speed [km/h]	66.5	67.1	65.8	66.5	63.9	60.7
Avg. Dist. to Rail [m]	2.8	1.4	2.4	1.8	1.1	3.8
Avg. Stride Freq. [Hz]	2.3	2.4	2.3	2.4	2.3	2.2
Avg. Stride Length [m]	6.1	7.7	7.7	7.5	7.4	7.4



- [] Ranking at each section and finish
- .-.- No data available at this section
- NA No data available



Horse/Jockey Name	Sibelius
Final Rank	6
Fastest Section Time (Section)	0:10.98 (1000m)
Top Speed [km/h] (Section)	66.0 (1000m)
Race State	Finished



Ipswich QLD Professional

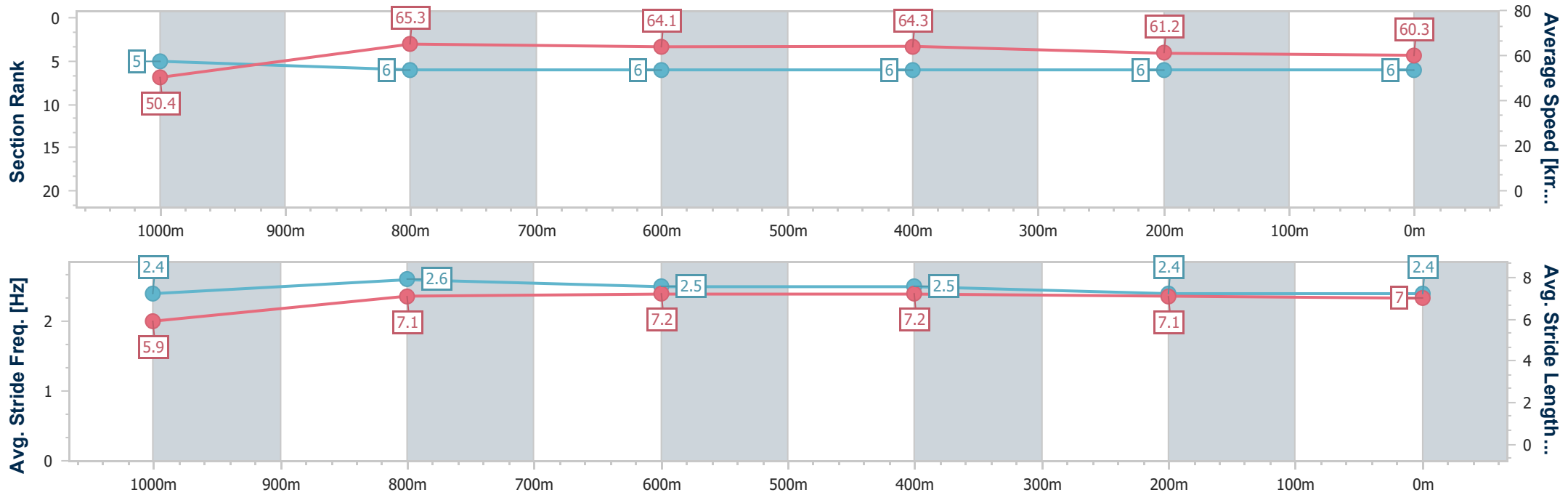
Race 8: IEEC.COM.AU Class 2 Handicap - 1200m

04 January 2025 - 16:25



Track Rating: Soft 5, Weather: Fine, Rail Position: True

Section	Overall	1000m	800m	600m	400m	200m
Section Times	1:11.25 [6] (0:14.33)	0:56.92 [5] (0:10.98)	0:45.94 [6] (0:11.11)	0:34.83 [6] (0:11.17)	0:23.66 [6] (0:11.77)	0:11.89 [6] (0:11.89)
Average Speed [km/h]	50.4	65.3	64.1	64.3	61.2	60.3
Top Speed [km/h]	63.6	66.0	65.2	65.2	62.8	61.7
Avg. Dist. to Rail [m]	2.5	1.7	1.7	1.7	1.8	4.8
Avg. Stride Freq. [Hz]	2.4	2.6	2.5	2.5	2.4	2.4
Avg. Stride Length [m]	5.9	7.1	7.2	7.2	7.1	7.0



- [] Ranking at each section and finish
- .-.- No data available at this section
- NA No data available



Horse/Jockey Name	Revelaide
Final Rank	7
Fastest Section Time (Section)	0:11.25 (1000m)
Top Speed [km/h] (Section)	64.3 (1000m)
Race State	Finished



Ipswich QLD Professional

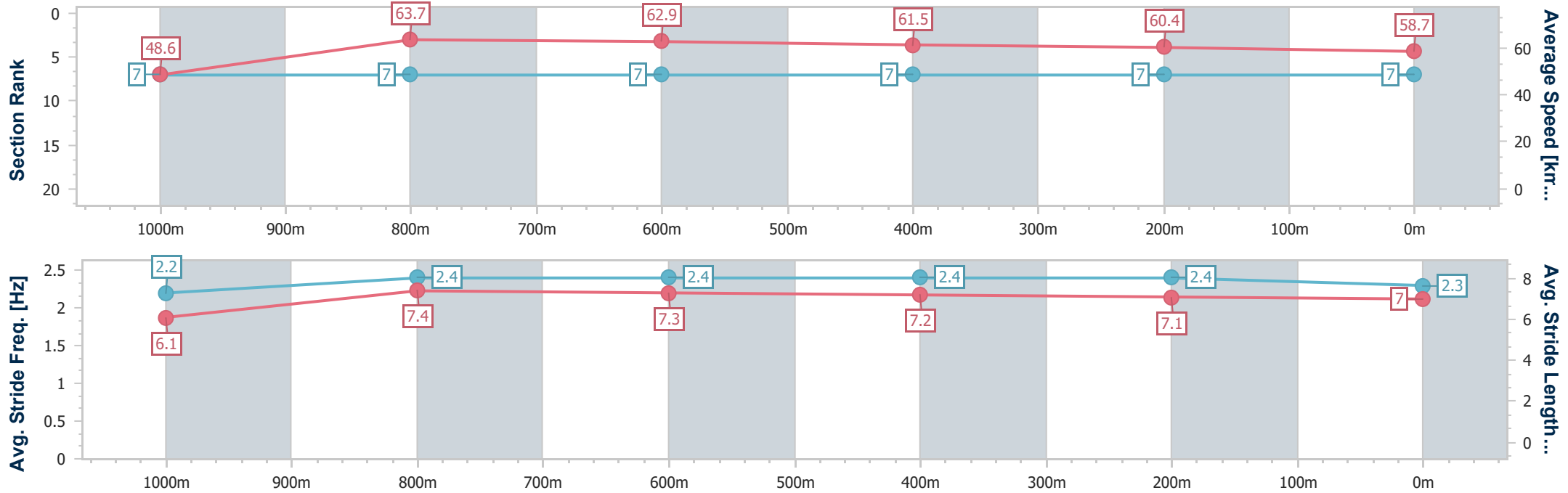
Race 8: IEEC.COM.AU Class 2 Handicap - 1200m

04 January 2025 - 16:25



Track Rating: Soft 5, Weather: Fine, Rail Position: True

Section	Overall	1000m	800m	600m	400m	200m
Section Times	1:13.26 [7] (0:14.84)	0:58.42 [7] (0:11.25)	0:47.17 [7] (0:11.36)	0:35.81 [7] (0:11.63)	0:24.18 [7] (0:11.93)	0:12.25 [7] (0:12.25)
Average Speed [km/h]	48.6	63.7	62.9	61.5	60.4	58.7
Top Speed [km/h]	63.7	64.3	63.5	62.8	61.1	60.8
Avg. Dist. to Rail [m]	1.0	1.2	2.0	0.8	0.8	2.0
Avg. Stride Freq. [Hz]	2.2	2.4	2.4	2.4	2.4	2.3
Avg. Stride Length [m]	6.1	7.4	7.3	7.2	7.1	7.0



- [] Ranking at each section and finish
- .-.- No data available at this section
- NA No data available