



Sunshine Coast QLD Professional

Race 7: TAB MAGIC MILLIONS THE WAVE - 1800m

04 January 2025 - 18:06



Track Rating: Soft 6, Weather: Fine, Rail Position: +6m Entire

Section														
Field Times	Overall	1600m	1400m	1200m	1000m	800m	600m	Last 600m						
	1:52.83 (0:14.20)	1:38.63 (0:11.44)	1:27.19 (0:12.32)	1:14.87 (0:13.18)	1:01.69 (0:13.69)	0:48.00 (0:13.13)	0:34.87 (0:11.92)	0:34.87						
Rank	TAB	Horse/Jockey	Barrier	Top Speed [km/h]	Fastest Section									Distance Travelled [m]
1	10	MISS JOELENE Damian Lane	11	67.6 400m	0:10.78 400m	1:52.83 [1] (0:14.45)	1:38.38 [6] (0:11.82)	1:26.56 [6] (0:12.57)	1:13.99 [7] (0:13.36)	1:00.63 [7] (0:13.63)	0:47.00 [7] (0:13.03)	0:33.97 [9] (0:11.73)	0:33.97	
2	6	ENCODER Chad Schofield	5	66.8 400m	0:10.89 400m	1:52.86 [2] (0:14.75)	1:38.11 [10] (0:12.02)	1:26.09 [10] (0:12.52)	1:13.57 [10] (0:13.23)	1:00.34 [10] (0:13.51)	0:46.83 [10] (0:12.81)	0:34.02 [7] (0:11.69)	0:34.02	-4
3	2	BROOKHAVEN Damien Thornton	1	66.0 400m	0:11.02 400m	1:52.95 [3] (0:14.56)	1:38.39 [8] (0:11.76)	1:26.63 [7] (0:12.48)	1:14.15 [6] (0:13.15)	1:01.00 [5] (0:13.60)	0:47.40 [5] (0:13.04)	0:34.36 [5] (0:11.88)	0:34.36	-2
4	8	ARTS OBJECT Angela Jones	2	65.6 400m	0:11.15 400m	1:53.00 [4] (0:14.28)	1:38.72 [4] (0:11.64)	1:27.08 [4] (0:12.42)	1:14.66 [3] (0:13.24)	1:01.42 [3] (0:13.60)	0:47.82 [3] (0:12.98)	0:34.84 [3] (0:12.07)	0:34.84	-10
5	1	LOCH EAGLE Jason Collett	4	66.4 400m	0:11.02 400m	1:53.05 [5] (0:14.20)	1:38.85 [2] (0:11.83)	1:27.02 [5] (0:12.59)	1:14.43 [5] (0:13.44)	1:00.99 [6] (0:13.58)	0:47.41 [6] (0:13.09)	0:34.32 [6] (0:11.76)	0:34.32	+4
6	4	GOLD BULLION Regan Bayliss	8	65.8 400m	0:11.18 400m	1:53.14 [6] (0:14.20)	1:38.94 [1] (0:11.55)	1:27.39 [2] (0:12.31)	1:15.08 [2] (0:13.42)	1:01.66 [2] (0:13.57)	0:48.09 [2] (0:13.04)	0:35.05 [2] (0:12.07)	0:35.05	-8
7	11	RAPT Tim Clark	10	69.3 400m	0:10.67 400m	1:53.16 [7] (0:14.95)	1:38.21 [11] (0:11.94)	1:26.27 [11] (0:12.46)	1:13.81 [11] (0:13.23)	1:00.58 [11] (0:13.76)	0:46.82 [11] (0:12.98)	0:33.84 [11] (0:11.63)	0:33.84	-7
8	13	I'M HEROIC Samantha Collett	7	67.4 400m	0:10.98 400m	1:53.25 [8] (0:14.29)	1:38.96 [5] (0:11.59)	1:27.37 [3] (0:12.59)	1:14.78 [4] (0:13.48)	1:01.30 [4] (0:13.55)	0:47.75 [4] (0:13.08)	0:34.67 [4] (0:11.82)	0:34.67	+0
9	5	TANHAUSER Blake Shinn	6	66.7 400m	0:10.93 400m	1:53.42 [9] (0:14.66)	1:38.76 [9] (0:11.89)	1:26.87 [9] (0:12.49)	1:14.38 [9] (0:13.24)	1:01.14 [8] (0:13.58)	0:47.56 [8] (0:12.99)	0:34.57 [8] (0:11.85)	0:34.57	+4
10	3	GUZUMPED Tyler Schiller	3	65.7 400m	0:11.07 400m	1:53.55 [10] (0:14.50)	1:39.05 [7] (0:11.89)	1:27.16 [8] (0:12.57)	1:14.59 [8] (0:13.51)	1:01.08 [9] (0:13.55)	0:47.53 [9] (0:12.94)	0:34.59 [10] (0:11.79)	0:34.59	-3

Scratched: Dazzle Legend (#7), Three Graces (#9)

[] Ranking at each section and finish
 -:-:- No data available at this section
 NA No data available

SCN Saddle cloth number
 DNF Did not finish
 DNT Did not track



Sunshine Coast QLD Professional
Race 7: TAB MAGIC MILLIONS THE WAVE - 1800m
04 January 2025 - 18:06



Track Rating: Soft 6, Weather: Fine, Rail Position: +6m Entire

Section		Overall	1600m	1400m	1200m	1000m	800m	600m	Last 600m				
Field Times		1:52.83 (0:14.20)	1:38.63 (0:11.44)	1:27.19 (0:12.32)	1:14.87 (0:13.18)	1:01.69 (0:13.69)	0:48.00 (0:13.13)	0:34.87 (0:11.92)	0:34.87				
Rank	TAB Horse/Jockey	Barrier	Top Speed [km/h]	Fastest Section	Distance Travelled [m]								
11	12 SIMPLY FUN Georgina Cartwright	9	64.5 1600m	0:11.42 1600m	1:53.57 [11] (0:14.22)	1:39.35 [3] (0:11.42)	1:27.93 [1] (0:12.32)	1:15.61 [1] (0:13.18)	1:02.43 [1] (0:13.69)	0:48.74 [1] (0:13.13)	0:35.61 [1] (0:11.92)	0:35.61	-3

Scratched: Dazzle Legend (#7), Three Graces (#9)

[] Ranking at each section and finish
 -:-:- No data available at this section
 NA No data available

SCN Saddle cloth number
 DNF Did not finish
 DNT Did not track



Sunshine Coast QLD Professional
Race 7: TAB MAGIC MILLIONS THE WAVE - 1800m
04 January 2025 - 18:06



Track Rating: Soft 6, Weather: Fine, Rail Position: +6m Entire

Section				400m	200m			Last 600m			
Field Times				0:22.95 (0:11.46)	0:11.49 (0:11.49)			0:34.87			
Rank	TAB	Horse/Jockey	Barrier	Top Speed [km/h]	Fastest Section	Margin				Distance Travelled [m]	
1	10	MISS JOELENE Damian Lane	11	67.6 400m	0:10.78 400m	0:22.24 [8] (0:10.78)	0:11.46 [2] (0:11.46)	1:52.83			0:33.97
2	6	ENCODER Chad Schofield	5	66.8 400m	0:10.89 400m	0:22.33 [7] (0:10.89)	0:11.44 [6] (0:11.44)	0.18L			0:34.02 -4
3	2	BROOKHAVEN Damien Thornton	1	66.0 400m	0:11.02 400m	0:22.48 [5] (0:11.02)	0:11.46 [7] (0:11.46)	0.67L			0:34.36 -2
4	8	ARTS OBJECT Angela Jones	2	65.6 400m	0:11.15 400m	0:22.77 [3] (0:11.15)	0:11.62 [5] (0:11.62)	0.99L			0:34.84 -10
5	1	LOCH EAGLE Jason Collett	4	66.4 400m	0:11.02 400m	0:22.56 [6] (0:11.02)	0:11.54 [8] (0:11.54)	1.26L			0:34.32 +4
6	4	GOLD BULLION Regan Bayliss	8	65.8 400m	0:11.18 400m	0:22.98 [2] (0:11.18)	0:11.80 [1] (0:11.80)	1.82L			0:35.05 -8
7	11	RAPT Tim Clark	10	69.3 400m	0:10.67 400m	0:22.21 [11] (0:10.67)	0:11.54 [9] (0:11.54)	1.9L			0:33.84 -7
8	13	I'M HEROIC Samantha Collett	7	67.4 400m	0:10.98 400m	0:22.85 [4] (0:10.98)	0:11.87 [4] (0:11.87)	2.42L			0:34.67 +0
9	5	TANNHAUSER Blake Shinn	6	66.7 400m	0:10.93 400m	0:22.72 [9] (0:10.93)	0:11.79 [10] (0:11.79)	3.44L			0:34.57 +4
10	3	GUZUMPED Tyler Schiller	3	65.7 400m	0:11.07 400m	0:22.80 [10] (0:11.07)	0:11.73 [11] (0:11.73)	4.24L			0:34.59 -3

Scratched: Dazzle Legend (#7), Three Graces (#9)

[] Ranking at each section and finish
 -:-:- No data available at this section
 NA No data available

SCN Saddle cloth number
 DNF Did not finish
 DNT Did not track



Sunshine Coast QLD Professional
Race 7: TAB MAGIC MILLIONS THE WAVE - 1800m
04 January 2025 - 18:06



Track Rating: Soft 6, Weather: Fine, Rail Position: +6m Entire

Section		400m	200m			Last 600m			
Field Times		0:22.95 (0:11.46)	0:11.49 (0:11.49)			0:34.87			
Rank	TAB Horse/Jockey	Barrier	Top Speed [km/h]	Fastest Section	Margin	Distance Travelled [m]			
11	12 SIMPLY FUN	9	64.5	0:11.42	0:23.69 [1]	0:12.20 [2]	4.34L	0:35.61	-3
	Georgina Cartwright		1600m	1600m	(0:11.49)	(0:12.20)			

Scratched: Dazzle Legend (#7), Three Graces (#9)



Horse/Jockey Name	Miss Joelene
Final Rank	1
Fastest Section Time (Section)	0:10.78 (400m)
Top Speed [km/h] (Section)	67.6 (400m)
Race State	Finished



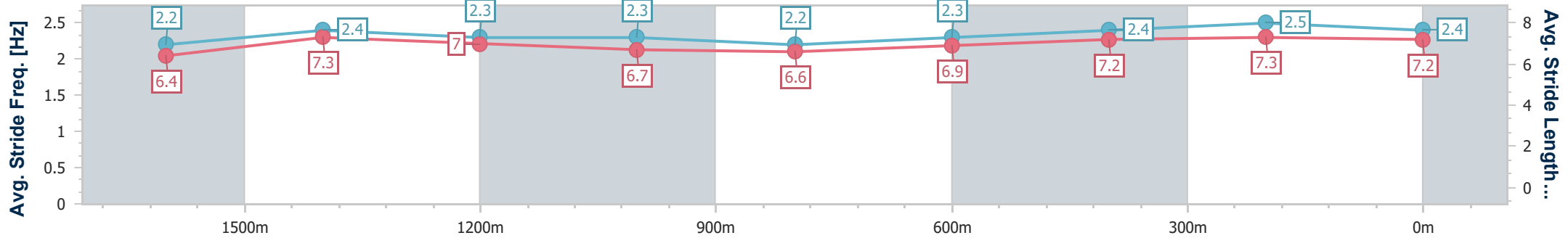
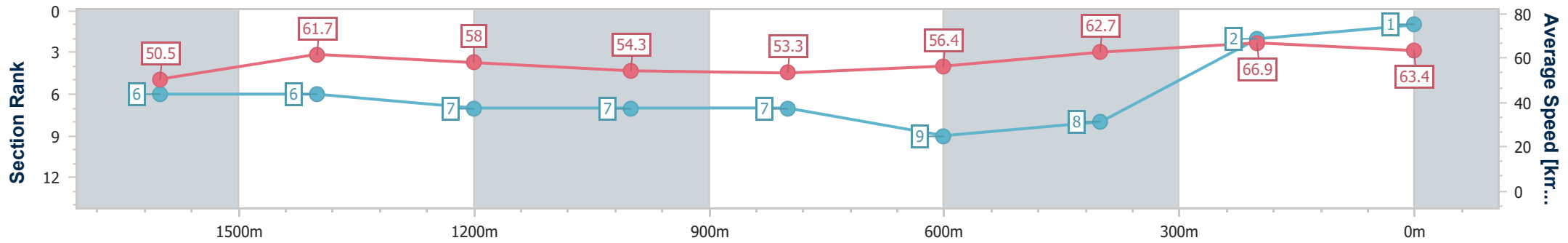
Sunshine Coast QLD Professional
Race 7: TAB MAGIC MILLIONS THE WAVE - 1800m



04 January 2025 - 18:06

Track Rating: Soft 6, Weather: Fine, Rail Position: +6m Entire

Section	Overall	1600m	1400m	1200m	1000m	800m	600m	400m	200m
Section Times	1:52.83 [1] (0:14.45)	1:38.38 [6] (0:11.82)	1:26.56 [6] (0:12.57)	1:13.99 [7] (0:13.36)	1:00.63 [7] (0:13.63)	0:47.00 [7] (0:13.03)	0:33.97 [9] (0:11.73)	0:22.24 [8] (0:10.78)	0:11.46 [2] (0:11.46)
Average Speed [km/h]	50.5	61.7	58.0	54.3	53.3	56.4	62.7	66.9	63.4
Top Speed [km/h]	63.9	63.0	60.9	57.2	54.3	59.5	65.4	67.6	65.7
Avg. Dist. to Rail [m]	8.6	5.3	5.2	4.9	3.8	3.4	3.9	7.7	5.9
Avg. Stride Freq. [Hz]	2.2	2.4	2.3	2.3	2.2	2.3	2.4	2.5	2.4
Avg. Stride Length [m]	6.4	7.3	7.0	6.7	6.6	6.9	7.2	7.3	7.2



- [] Ranking at each section and finish
- .-.- No data available at this section
- NA No data available



Horse/Jockey Name	Encoder
Final Rank	2
Fastest Section Time (Section)	0:10.89 (400m)
Top Speed [km/h] (Section)	66.8 (400m)
Race State	Finished



Sunshine Coast QLD Professional

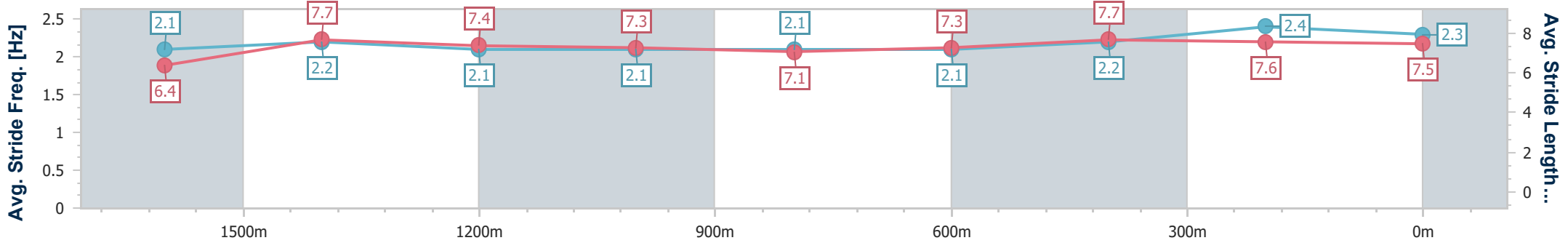
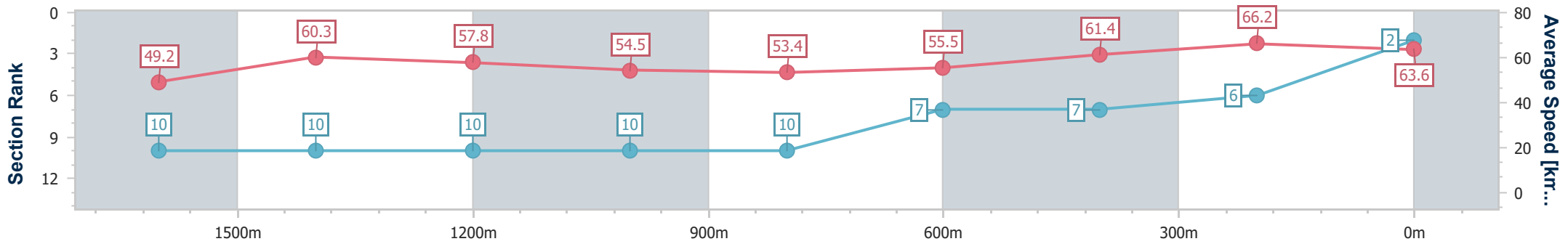
Race 7: TAB MAGIC MILLIONS THE WAVE - 1800m



04 January 2025 - 18:06

Track Rating: Soft 6, Weather: Fine, Rail Position: +6m Entire

Section	Overall	1600m	1400m	1200m	1000m	800m	600m	400m	200m			
Section Times	1:52.86 [2] (0:14.75)	1:38.11 [10] (0:12.02)	1:26.09 [10] (0:12.52)	1:13.57 [10] (0:13.23)	1:00.34 [10] (0:13.51)	0:46.83 [10] (0:12.81)	0:34.02 [7] (0:11.69)	0:22.33 [7] (0:10.89)	0:11.44 [6] (0:11.44)			
Average Speed [km/h]	49.2	60.3	57.8	54.5	53.4	55.5	61.4	66.2	63.6			
Top Speed [km/h]	60.5	61.0	60.5	58.3	53.9	58.7	63.5	66.8	66.1			
Avg. Dist. to Rail [m]	3.7	3.0	2.6	1.4	0.9	1.6	0.7	1.1	1.2			
Avg. Stride Freq. [Hz]	2.1	2.2	2.1	2.1	2.1	2.1	2.2	2.4	2.3			
Avg. Stride Length [m]	6.4	7.7	7.4	7.3	7.1	7.3	7.7	7.6	7.5			



- [] Ranking at each section and finish
- .-.- No data available at this section
- NA No data available



Horse/Jockey Name	Brookhaven
Final Rank	3
Fastest Section Time (Section)	0:11.02 (400m)
Top Speed [km/h] (Section)	66.0 (400m)
Race State	Finished



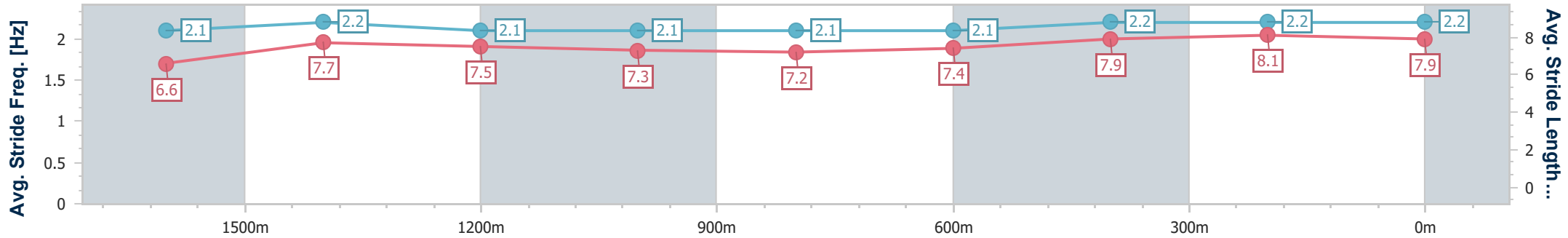
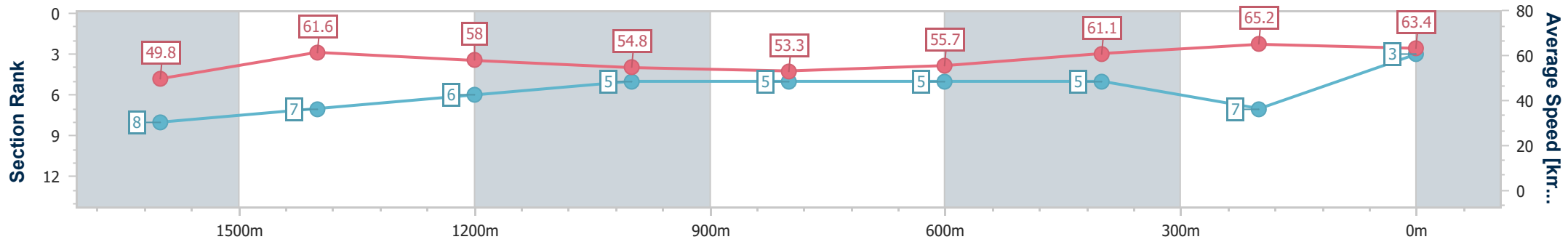
Sunshine Coast QLD Professional
Race 7: TAB MAGIC MILLIONS THE WAVE - 1800m



04 January 2025 - 18:06

Track Rating: Soft 6, Weather: Fine, Rail Position: +6m Entire

Section	Overall	1600m	1400m	1200m	1000m	800m	600m	400m	200m
Section Times	1:52.95 [3] (0:14.56)	1:38.39 [8] (0:11.76)	1:26.63 [7] (0:12.48)	1:14.15 [6] (0:13.15)	1:01.00 [5] (0:13.60)	0:47.40 [5] (0:13.04)	0:34.36 [5] (0:11.88)	0:22.48 [5] (0:11.02)	0:11.46 [7] (0:11.46)
Average Speed [km/h]	49.8	61.6	58.0	54.8	53.3	55.7	61.1	65.2	63.4
Top Speed [km/h]	61.9	62.0	60.9	57.2	53.9	58.9	63.1	66.0	65.2
Avg. Dist. to Rail [m]	1.3	2.5	2.4	2.4	2.2	1.4	1.1	1.9	1.9
Avg. Stride Freq. [Hz]	2.1	2.2	2.1	2.1	2.1	2.1	2.2	2.2	2.2
Avg. Stride Length [m]	6.6	7.7	7.5	7.3	7.2	7.4	7.9	8.1	7.9



- [] Ranking at each section and finish
- .-.- No data available at this section
- NA No data available



Horse/Jockey Name	Arts Object
Final Rank	4
Fastest Section Time (Section)	0:11.15 (400m)
Top Speed [km/h] (Section)	65.6 (400m)
Race State	Finished



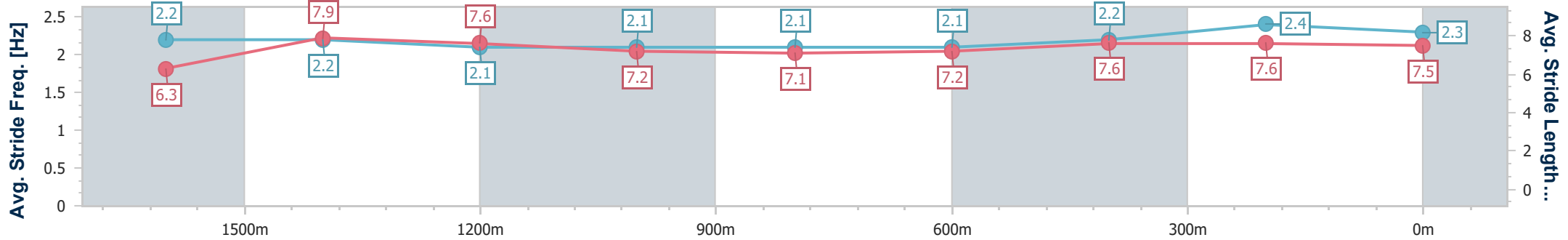
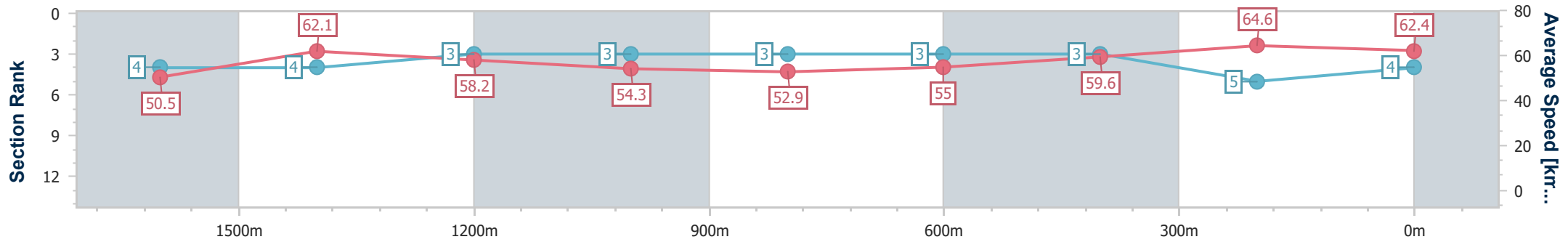
Sunshine Coast QLD Professional
Race 7: TAB MAGIC MILLIONS THE WAVE - 1800m



04 January 2025 - 18:06

Track Rating: Soft 6, Weather: Fine, Rail Position: +6m Entire

Section	Overall	1600m	1400m	1200m	1000m	800m	600m	400m	200m				
Section Times	1:53.00 [4] (0:14.28)	1:38.72 [4] (0:11.64)	1:27.08 [4] (0:12.42)	1:14.66 [3] (0:13.24)	1:01.42 [3] (0:13.60)	0:47.82 [3] (0:12.98)	0:34.84 [3] (0:12.07)	0:22.77 [3] (0:11.15)	0:11.62 [5] (0:11.62)				
Average Speed [km/h]	50.5	62.1	58.2	54.3	52.9	55.0	59.6	64.6	62.4				
Top Speed [km/h]	63.2	63.4	60.4	57.0	53.6	58.3	63.7	65.6	64.2				
Avg. Dist. to Rail [m]	1.8	0.9	1.0	0.6	0.5	1.2	0.4	2.4	4.1				
Avg. Stride Freq. [Hz]	2.2	2.2	2.1	2.1	2.1	2.1	2.2	2.4	2.3				
Avg. Stride Length [m]	6.3	7.9	7.6	7.2	7.1	7.2	7.6	7.6	7.5				



- [] Ranking at each section and finish
- .-.- No data available at this section
- NA No data available



Horse/Jockey Name	Loch Eagle
Final Rank	5
Fastest Section Time (Section)	0:11.02 (400m)
Top Speed [km/h] (Section)	66.4 (400m)
Race State	Finished



Sunshine Coast QLD Professional

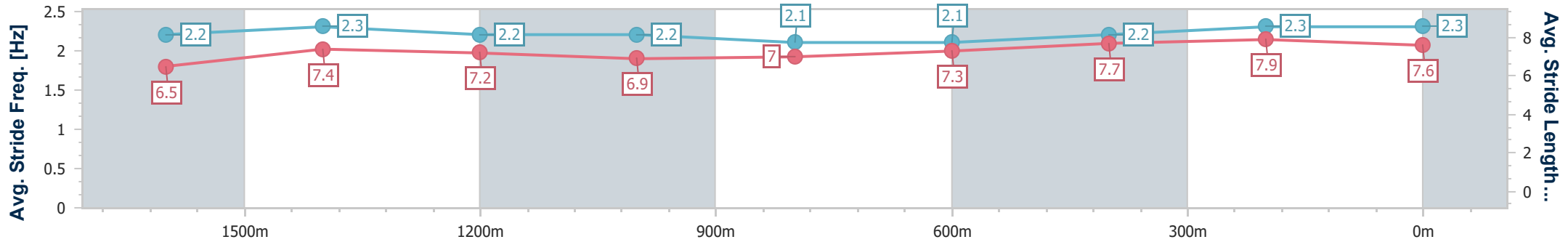
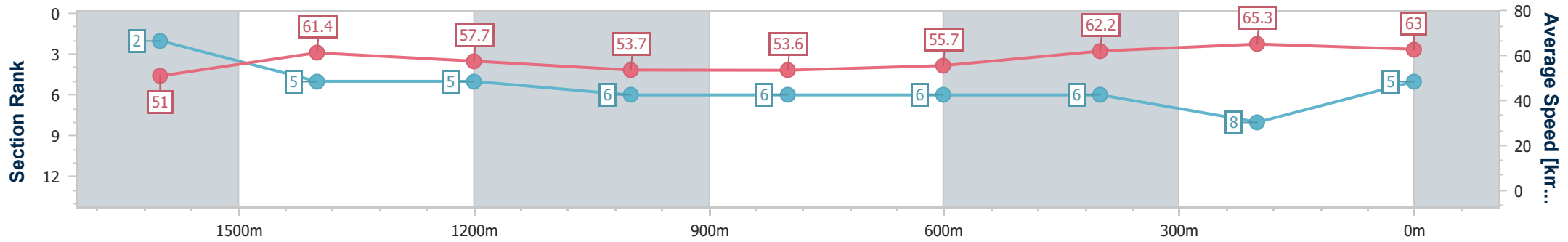
Race 7: TAB MAGIC MILLIONS THE WAVE - 1800m



04 January 2025 - 18:06

Track Rating: Soft 6, Weather: Fine, Rail Position: +6m Entire

Section	Overall	1600m	1400m	1200m	1000m	800m	600m	400m	200m
Section Times	1:53.05 [5] (0:14.20)	1:38.85 [2] (0:11.83)	1:27.02 [5] (0:12.59)	1:14.43 [5] (0:13.44)	1:00.99 [6] (0:13.58)	0:47.41 [6] (0:13.09)	0:34.32 [6] (0:11.76)	0:22.56 [6] (0:11.02)	0:11.54 [8] (0:11.54)
Average Speed [km/h]	51.0	61.4	57.7	53.7	53.6	55.7	62.2	65.3	63.0
Top Speed [km/h]	63.2	62.9	60.7	56.8	54.2	58.6	64.5	66.4	64.2
Avg. Dist. to Rail [m]	3.5	3.4	3.3	3.4	3.2	2.5	2.3	7.8	8.2
Avg. Stride Freq. [Hz]	2.2	2.3	2.2	2.2	2.1	2.1	2.2	2.3	2.3
Avg. Stride Length [m]	6.5	7.4	7.2	6.9	7.0	7.3	7.7	7.9	7.6



- [] Ranking at each section and finish
- .-.- No data available at this section
- NA No data available



Horse/Jockey Name	Gold Bullion
Final Rank	6
Fastest Section Time (Section)	0:11.18 (400m)
Top Speed [km/h] (Section)	65.8 (400m)
Race State	Finished



Sunshine Coast QLD Professional

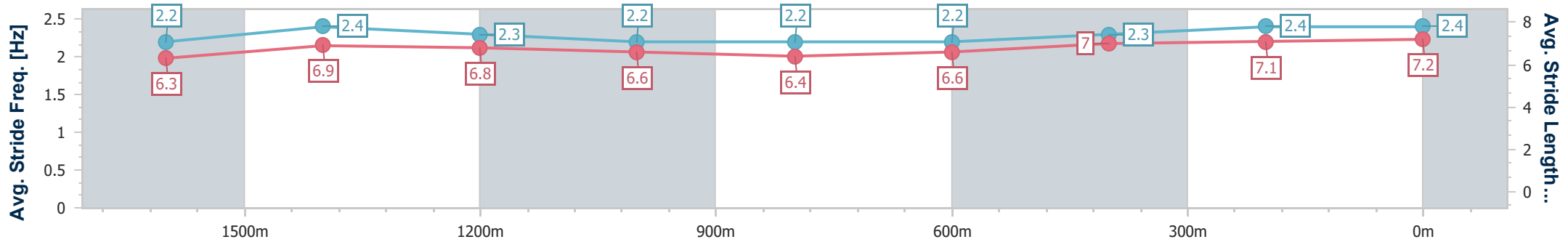
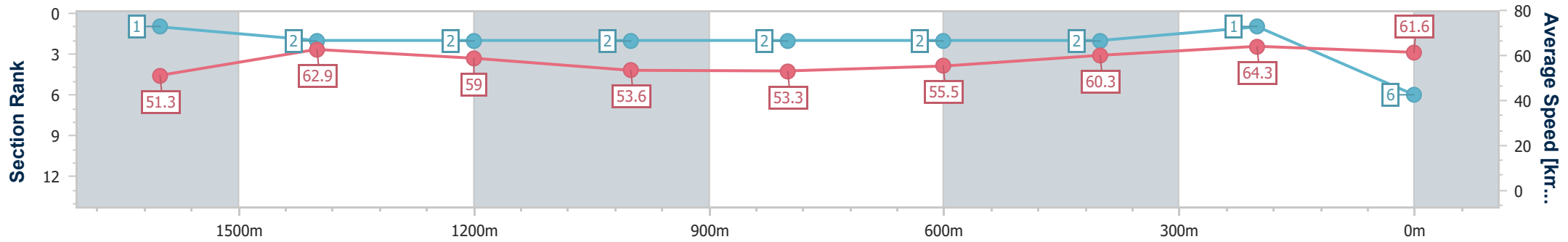
Race 7: TAB MAGIC MILLIONS THE WAVE - 1800m



04 January 2025 - 18:06

Track Rating: Soft 6, Weather: Fine, Rail Position: +6m Entire

Section	Overall	1600m	1400m	1200m	1000m	800m	600m	400m	200m
Section Times	1:53.14 [6] (0:14.20)	1:38.94 [1] (0:11.55)	1:27.39 [2] (0:12.31)	1:15.08 [2] (0:13.42)	1:01.66 [2] (0:13.57)	0:48.09 [2] (0:13.04)	0:35.05 [2] (0:12.07)	0:22.98 [2] (0:11.18)	0:11.80 [1] (0:11.80)
Average Speed [km/h]	51.3	62.9	59.0	53.6	53.3	55.5	60.3	64.3	61.6
Top Speed [km/h]	62.8	63.8	62.3	55.1	53.6	58.0	62.2	65.8	64.1
Avg. Dist. to Rail [m]	7.1	3.6	2.1	1.6	1.6	1.0	1.6	6.4	9.1
Avg. Stride Freq. [Hz]	2.2	2.4	2.3	2.2	2.2	2.2	2.3	2.4	2.4
Avg. Stride Length [m]	6.3	6.9	6.8	6.6	6.4	6.6	7.0	7.1	7.2



- [] Ranking at each section and finish
- .-.- No data available at this section
- NA No data available



Horse/Jockey Name	Rapt
Final Rank	7
Fastest Section Time (Section)	0:10.67 (400m)
Top Speed [km/h] (Section)	69.3 (400m)
Race State	Finished



Sunshine Coast QLD Professional

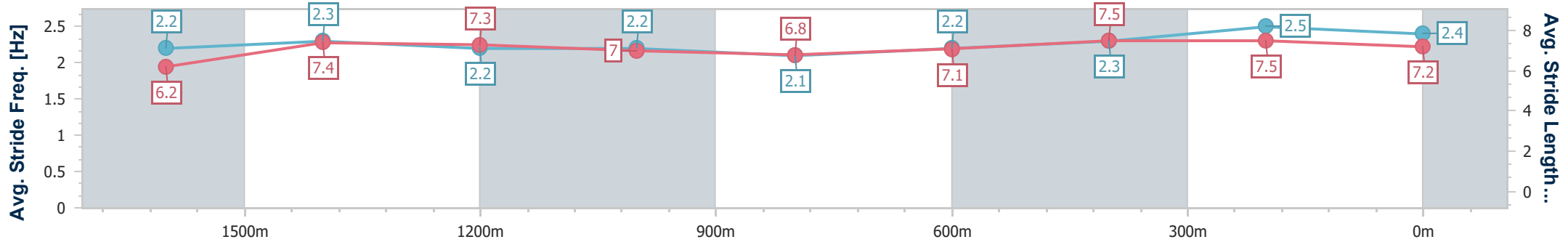
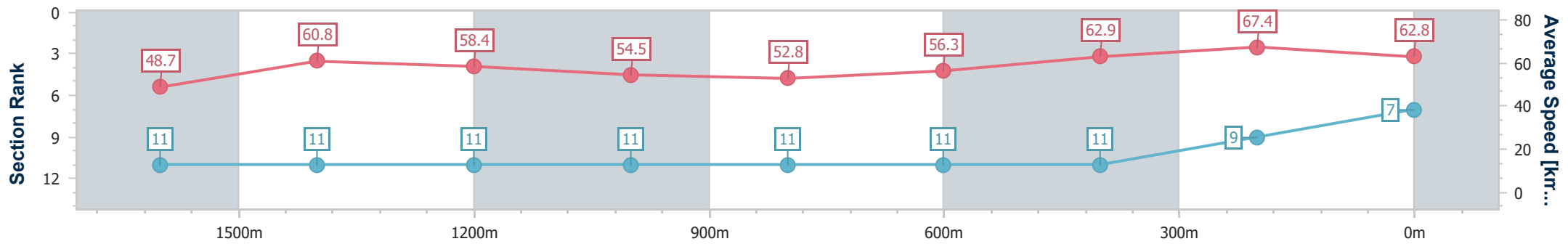
Race 7: TAB MAGIC MILLIONS THE WAVE - 1800m



04 January 2025 - 18:06

Track Rating: Soft 6, Weather: Fine, Rail Position: +6m Entire

Section	Overall	1600m	1400m	1200m	1000m	800m	600m	400m	200m
Section Times	1:53.16 [7] (0:14.95)	1:38.21 [11] (0:11.94)	1:26.27 [11] (0:12.46)	1:13.81 [11] (0:13.23)	1:00.58 [11] (0:13.76)	0:46.82 [11] (0:12.98)	0:33.84 [11] (0:11.63)	0:22.21 [11] (0:10.67)	0:11.54 [9] (0:11.54)
Average Speed [km/h]	48.7	60.8	58.4	54.5	52.8	56.3	62.9	67.4	62.8
Top Speed [km/h]	60.0	61.5	61.6	56.9	54.2	61.2	66.3	69.3	66.4
Avg. Dist. to Rail [m]	7.5	2.9	3.2	3.4	3.0	2.4	2.6	8.3	8.6
Avg. Stride Freq. [Hz]	2.2	2.3	2.2	2.2	2.1	2.2	2.3	2.5	2.4
Avg. Stride Length [m]	6.2	7.4	7.3	7.0	6.8	7.1	7.5	7.5	7.2



- [] Ranking at each section and finish
- .-.- No data available at this section
- NA No data available



Horse/Jockey Name	I'm Heroic
Final Rank	8
Fastest Section Time (Section)	0:10.98 (400m)
Top Speed [km/h] (Section)	67.4 (400m)
Race State	Finished



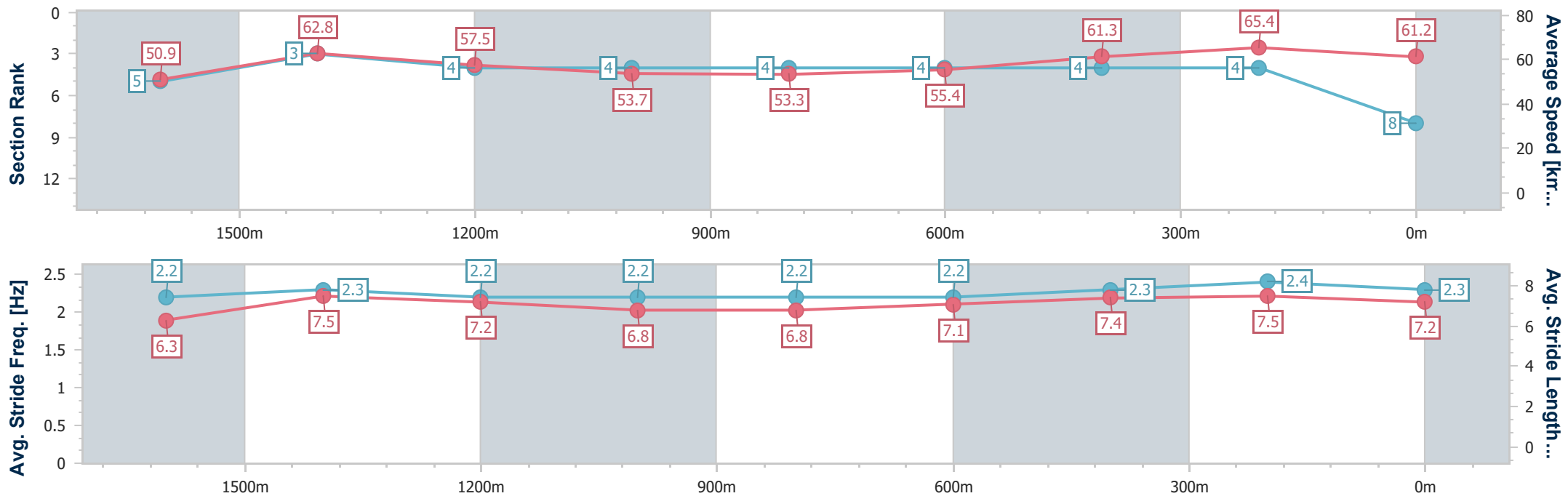
Sunshine Coast QLD Professional
Race 7: TAB MAGIC MILLIONS THE WAVE - 1800m



04 January 2025 - 18:06

Track Rating: Soft 6, Weather: Fine, Rail Position: +6m Entire

Section	Overall	1600m	1400m	1200m	1000m	800m	600m	400m	200m
Section Times	1:53.25 [8] (0:14.29)	1:38.96 [5] (0:11.59)	1:27.37 [3] (0:12.59)	1:14.78 [4] (0:13.48)	1:01.30 [4] (0:13.55)	0:47.75 [4] (0:13.08)	0:34.67 [4] (0:11.82)	0:22.85 [4] (0:10.98)	0:11.87 [4] (0:11.87)
Average Speed [km/h]	50.9	62.8	57.5	53.7	53.3	55.4	61.3	65.4	61.2
Top Speed [km/h]	64.2	64.8	60.3	55.2	54.3	58.6	62.9	67.4	63.4
Avg. Dist. to Rail [m]	6.7	3.0	3.0	3.2	2.8	1.2	0.8	5.9	6.6
Avg. Stride Freq. [Hz]	2.2	2.3	2.2	2.2	2.2	2.2	2.3	2.4	2.3
Avg. Stride Length [m]	6.3	7.5	7.2	6.8	6.8	7.1	7.4	7.5	7.2



- [] Ranking at each section and finish
- .-.- No data available at this section
- NA No data available



Horse/Jockey Name	Tannhauser
Final Rank	9
Fastest Section Time (Section)	0:10.93 (400m)
Top Speed [km/h] (Section)	66.7 (400m)
Race State	Finished



Sunshine Coast QLD Professional

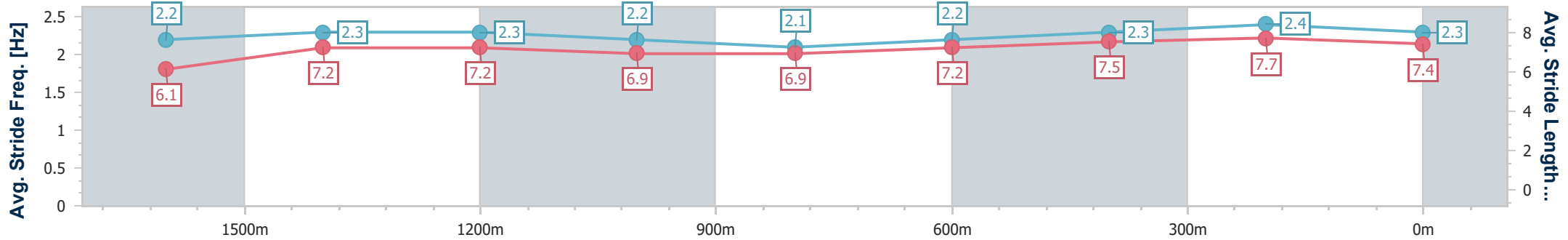
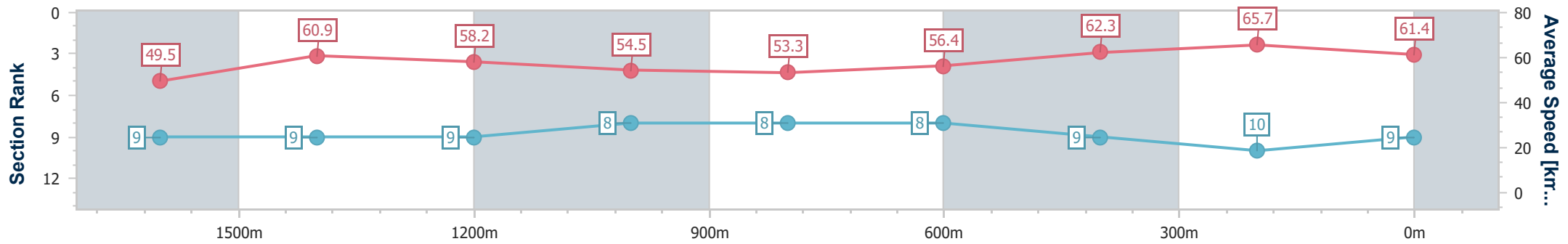
Race 7: TAB MAGIC MILLIONS THE WAVE - 1800m



04 January 2025 - 18:06

Track Rating: Soft 6, Weather: Fine, Rail Position: +6m Entire

Section	Overall	1600m	1400m	1200m	1000m	800m	600m	400m	200m			
Section Times	1:53.42 [9] (0:14.66)	1:38.76 [9] (0:11.89)	1:26.87 [9] (0:12.49)	1:14.38 [9] (0:13.24)	1:01.14 [8] (0:13.58)	0:47.56 [8] (0:12.99)	0:34.57 [8] (0:11.85)	0:22.72 [9] (0:10.93)	0:11.79 [10] (0:11.79)			
Average Speed [km/h]	49.5	60.9	58.2	54.5	53.3	56.4	62.3	65.7	61.4			
Top Speed [km/h]	61.5	62.5	60.5	57.0	54.4	59.5	65.7	66.7	65.1			
Avg. Dist. to Rail [m]	4.7	3.1	2.9	3.2	2.9	2.7	4.0	8.6	8.6			
Avg. Stride Freq. [Hz]	2.2	2.3	2.3	2.2	2.1	2.2	2.3	2.4	2.3			
Avg. Stride Length [m]	6.1	7.2	7.2	6.9	6.9	7.2	7.5	7.7	7.4			



- [] Ranking at each section and finish
- .-.- No data available at this section
- NA No data available



Horse/Jockey Name	Guzumped
Final Rank	10
Fastest Section Time (Section)	0:11.07 (400m)
Top Speed [km/h] (Section)	65.7 (400m)
Race State	Finished



Sunshine Coast QLD Professional

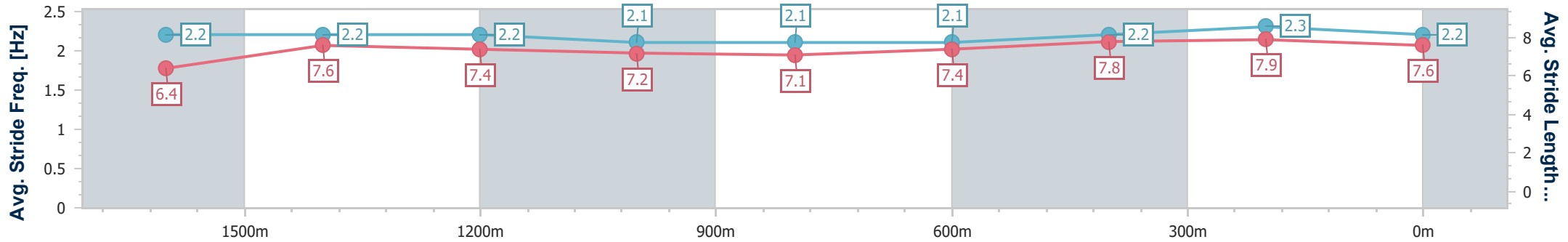
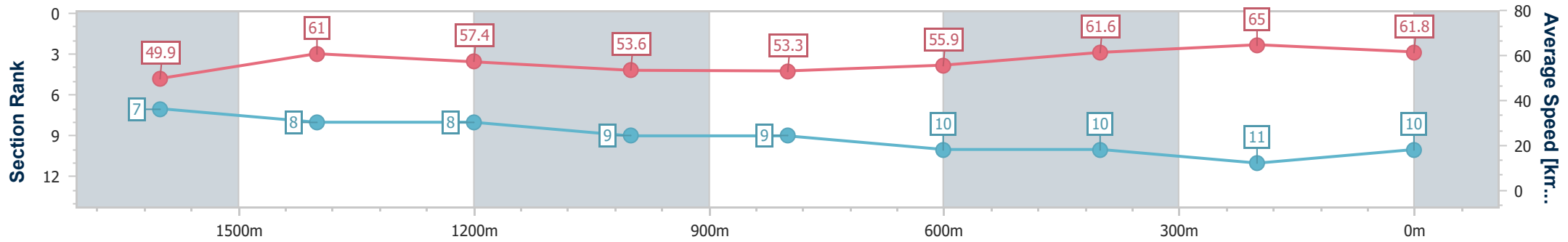
Race 7: TAB MAGIC MILLIONS THE WAVE - 1800m



04 January 2025 - 18:06

Track Rating: Soft 6, Weather: Fine, Rail Position: +6m Entire

Section	Overall	1600m	1400m	1200m	1000m	800m	600m	400m	200m			
Section Times	1:53.55 [10] (0:14.50)	1:39.05 [7] (0:11.89)	1:27.16 [8] (0:12.57)	1:14.59 [8] (0:13.51)	1:01.08 [9] (0:13.55)	0:47.53 [9] (0:12.94)	0:34.59 [10] (0:11.79)	0:22.80 [10] (0:11.07)	0:11.73 [11] (0:11.73)			
Average Speed [km/h]	49.9	61.0	57.4	53.6	53.3	55.9	61.6	65.0	61.8			
Top Speed [km/h]	60.7	61.8	60.3	56.6	54.5	59.1	64.2	65.7	64.4			
Avg. Dist. to Rail [m]	2.8	2.2	2.0	2.4	2.1	0.6	1.5	7.2	8.8			
Avg. Stride Freq. [Hz]	2.2	2.2	2.2	2.1	2.1	2.1	2.2	2.3	2.2			
Avg. Stride Length [m]	6.4	7.6	7.4	7.2	7.1	7.4	7.8	7.9	7.6			



- [] Ranking at each section and finish
- .-.- No data available at this section
- NA No data available



Horse/Jockey Name	Simply Fun
Final Rank	11
Fastest Section Time (Section)	0:11.42 (1600m)
Top Speed [km/h] (Section)	64.5 (1600m)
Race State	Finished



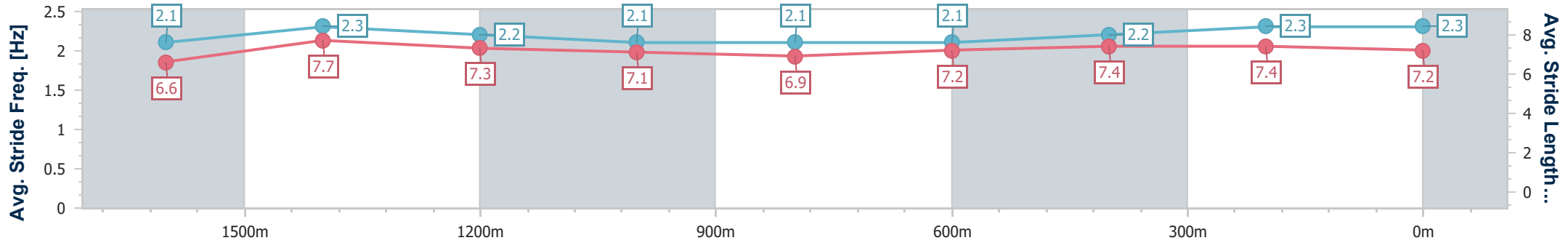
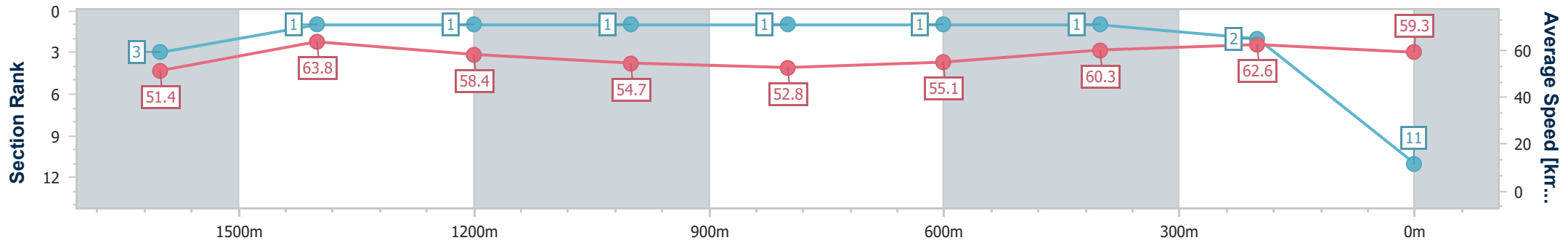
Sunshine Coast QLD Professional
Race 7: TAB MAGIC MILLIONS THE WAVE - 1800m



04 January 2025 - 18:06

Track Rating: Soft 6, Weather: Fine, Rail Position: +6m Entire

Section	Overall	1600m	1400m	1200m	1000m	800m	600m	400m	200m
Section Times	1:53.57 [11] (0:14.22)	1:39.35 [3] (0:11.42)	1:27.93 [1] (0:12.32)	1:15.61 [1] (0:13.18)	1:02.43 [1] (0:13.69)	0:48.74 [1] (0:13.13)	0:35.61 [1] (0:11.92)	0:23.69 [1] (0:11.49)	0:12.20 [2] (0:12.20)
Average Speed [km/h]	51.4	63.8	58.4	54.7	52.8	55.1	60.3	62.6	59.3
Top Speed [km/h]	64.3	64.5	61.9	58.0	56.1	57.5	62.5	63.0	62.1
Avg. Dist. to Rail [m]	7.9	4.0	1.0	0.3	2.1	0.9	0.5	3.5	4.0
Avg. Stride Freq. [Hz]	2.1	2.3	2.2	2.1	2.1	2.1	2.2	2.3	2.3
Avg. Stride Length [m]	6.6	7.7	7.3	7.1	6.9	7.2	7.4	7.4	7.2



- [] Ranking at each section and finish
- .-.- No data available at this section
- NA No data available