



Sunshine Coast QLD Professional

Race 9: TAB MAGIC MILLIONS SUNLIGHT 3YO Plate (SLOT RACE) - 1100m



04 January 2025 - 19:16

Track Rating: Soft 6, Weather: Fine, Rail Position: +6m Entire

Section		Overall	1000m	800m	600m	400m	200m	Last 600m					
Field Times		1:03.66 (0:07.83)	0:55.83 (0:10.84)	0:44.99 (0:11.28)	0:33.71 (0:11.28)	0:22.43 (0:10.91)	0:11.52 (0:11.52)	0:33.71					
Rank	TAB Horse/Jockey	Barrier	Top Speed [km/h]	Fastest Section							Margin	Distance Travelled [m]	
1	4 PRIVATE HARRY Ashley Morgan	4	67.8 800m	0:07.87 Overall	1:03.66 [1] (0:07.87)	0:55.79 [2] (0:11.07)	0:44.72 [2] (0:11.11)	0:33.61 [2] (0:11.20)	0:22.41 [3] (0:10.89)	0:11.52 [1] (0:11.52)	1:03.66	0:33.61	
2	6 LADY OF CAMELOT Blake Shinn	1	67.5 400m	0:08.21 Overall	1:04.08 [2] (0:08.21)	0:55.87 [8] (0:11.20)	0:44.67 [8] (0:11.21)	0:33.46 [7] (0:11.16)	0:22.30 [7] (0:10.84)	0:11.46 [8] (0:11.46)	2.43L	0:33.46	+2
3	7 ARABIAN SUMMER Harry Coffey	11	68.5 400m	0:08.09 Overall	1:04.12 [3] (0:08.09)	0:56.03 [7] (0:11.37)	0:44.66 [9] (0:11.17)	0:33.49 [8] (0:11.18)	0:22.31 [8] (0:10.73)	0:11.58 [6] (0:11.58)	2.67L	0:33.49	+6
4	5 ZEALOUSLY Regan Bayliss	3	67.0 400m	0:07.95 Overall	1:04.27 [4] (0:07.95)	0:56.32 [4] (0:11.37)	0:44.95 [5] (0:11.14)	0:33.81 [5] (0:11.14)	0:22.67 [6] (0:10.98)	0:11.69 [7] (0:11.69)	3.56L	0:33.81	-1
5	8 EL MORZILLO Jason Collett	5	66.9 400m	0:08.43 Overall	1:04.35 [5] (0:08.43)	0:55.92 [11] (0:11.22)	0:44.70 [10] (0:11.25)	0:33.45 [10] (0:10.97)	0:22.48 [9] (0:10.94)	0:11.54 [9] (0:11.54)	4.02L	0:33.45	-4
6	10 SPICY MARTINI Kyle Wilson-Taylor	2	66.7 1000m	0:07.96 Overall	1:04.38 [6] (0:07.96)	0:56.42 [5] (0:11.23)	0:45.19 [4] (0:11.15)	0:34.04 [4] (0:11.09)	0:22.95 [4] (0:11.03)	0:11.92 [5] (0:11.92)	4.19L	0:34.04	-6
7	12 GERRINGONG Tim Clark	8	67.0 600m	0:08.03 Overall	1:04.45 [7] (0:08.03)	0:56.42 [6] (0:11.35)	0:45.07 [6] (0:11.16)	0:33.91 [6] (0:10.96)	0:22.95 [5] (0:10.95)	0:12.00 [4] (0:12.00)	4.64L	0:33.91	+2
7	11 VESTAS Jamie Kah	7	67.1 800m	0:08.26 Overall	1:04.45 [7] (0:08.26)	0:56.19 [9] (0:11.15)	0:45.04 [7] (0:11.27)	0:33.77 [9] (0:11.20)	0:22.57 [10] (0:10.97)	0:11.60 [10] (0:11.60)	4.64L	0:33.77	+6
9	1 KING OF ROSEAU Tyler Schiller	12	67.6 400m	0:08.61 Overall	1:04.48 [9] (0:08.61)	0:55.87 [12] (0:11.34)	0:44.53 [12] (0:11.15)	0:33.38 [12] (0:10.92)	0:22.46 [11] (0:10.88)	0:11.58 [11] (0:11.58)	4.82L	0:33.38	+0
10	3 SPYWIRE Ethan Brown	6	66.9 1000m	0:07.91 Overall	1:04.60 [10] (0:07.91)	0:56.69 [3] (0:11.17)	0:45.52 [3] (0:11.08)	0:34.44 [3] (0:11.07)	0:23.37 [1] (0:11.10)	0:12.27 [2] (0:12.27)	5.53L	0:34.44	+1

Scratched: Moulin Miss (#16), Overfull (#17), Petticoat (#18), Mishani Lily (#15), Hezdarnhottoo (#14), Cosmic Fire (#13)



Sunshine Coast QLD Professional
Race 9: TAB MAGIC MILLIONS SUNLIGHT 3YO Plate (SLOT RACE) - 1100m
04 January 2025 - 19:16



Track Rating: Soft 6, Weather: Fine, Rail Position: +6m Entire

Section	Overall	1000m	800m	600m	400m	200m	Last 600m
Field Times	1:03.66 (0:07.83)	0:55.83 (0:10.84)	0:44.99 (0:11.28)	0:33.71 (0:11.28)	0:22.43 (0:10.91)	0:11.52 (0:11.52)	0:33.71

Rank	TAB	Horse/Jockey	Barrier	Top Speed [km/h]	Fastest Section	Overall	1000m	800m	600m	400m	200m	Margin	Last 600m	Distance Travelled [m]
11	2	STOLI BOLLI	9	67.4	0:08.40	1:04.71 [11]	0:56.31 [10]	0:44.98 [11]	0:33.77 [11]	0:22.64 [12]	0:11.80 [12]	6.14L	0:33.77	+2
		Chad Schofield		400m	Overall	(0:08.40)	(0:11.33)	(0:11.21)	(0:11.13)	(0:10.84)	(0:11.80)			
12	9	BOLD BASTILLE	10	69.1	0:07.83	1:05.56 [12]	0:57.73 [1]	0:46.89 [1]	0:35.61 [1]	0:24.31 [2]	0:13.11 [3]	11.13L	0:35.61	-6
		Damian Lane		1000m	Overall	(0:07.83)	(0:10.84)	(0:11.28)	(0:11.30)	(0:11.20)	(0:13.11)			

Scratched: Moulin Miss (#16), Overfull (#17), Petticoat (#18), Mishani Lily (#15), Hezdarnhottoo (#14), Cosmic Fire (#13)

[] Ranking at each section and finish
 -:-:-:- No data available at this section
 NA No data available

SCN Saddle cloth number
 DNF Did not finish
 DNT Did not track



Horse/Jockey Name	Private Harry
Final Rank	1
Fastest Section Time (Section)	0:07.87 (Overall)
Top Speed [km/h] (Section)	67.8 (800m)
Race State	Finished



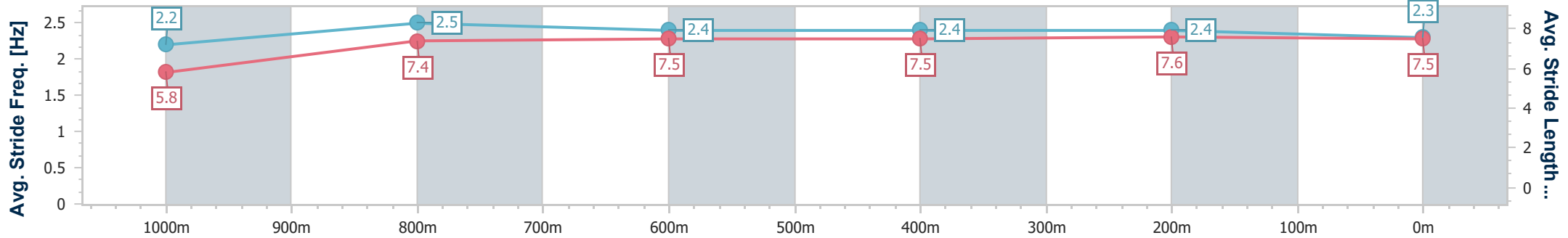
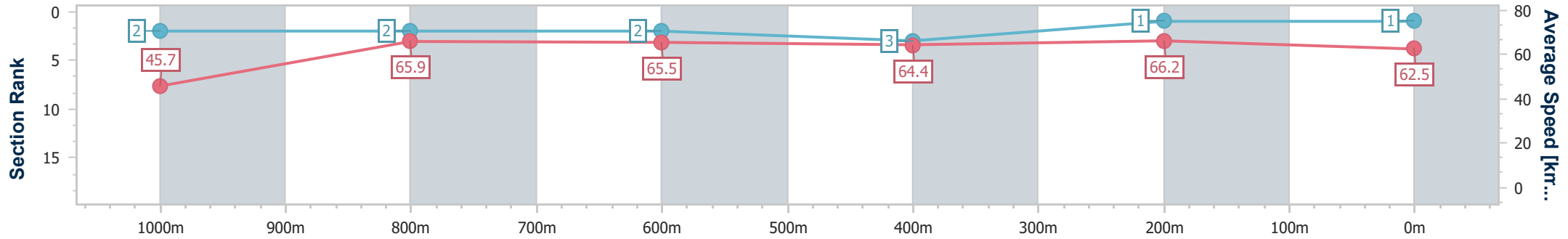
Sunshine Coast QLD Professional
Race 9: TAB MAGIC MILLIONS SUNLIGHT 3YO Plate (SLOT RACE) - 1100m



04 January 2025 - 19:16

Track Rating: Soft 6, Weather: Fine, Rail Position: +6m Entire

Section	Overall	1000m	800m	600m	400m	200m
Section Times	1:03.66 [1] (0:07.87)	0:55.79 [2] (0:11.07)	0:44.72 [2] (0:11.11)	0:33.61 [2] (0:11.20)	0:22.41 [3] (0:10.89)	0:11.52 [1] (0:11.52)
Average Speed [km/h]	45.7	65.9	65.5	64.4	66.2	62.5
Top Speed [km/h]	63.3	67.7	67.8	66.4	67.7	65.4
Avg. Dist. to Rail [m]	5.9	4.3	1.9	0.6	1.1	1.2
Avg. Stride Freq. [Hz]	2.2	2.5	2.4	2.4	2.4	2.3
Avg. Stride Length [m]	5.8	7.4	7.5	7.5	7.6	7.5



- [] Ranking at each section and finish
- .-.- No data available at this section
- NA No data available



Horse/Jockey Name	Lady Of Camelot
Final Rank	2
Fastest Section Time (Section)	0:08.21 (Overall)
Top Speed [km/h] (Section)	67.5 (400m)
Race State	Finished



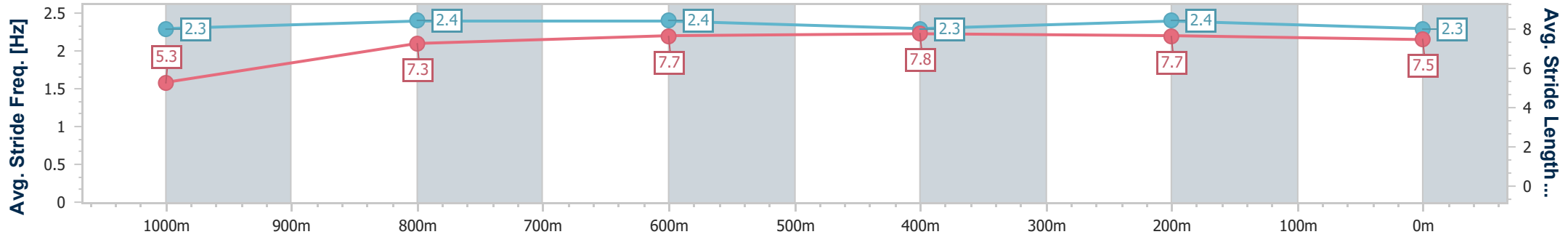
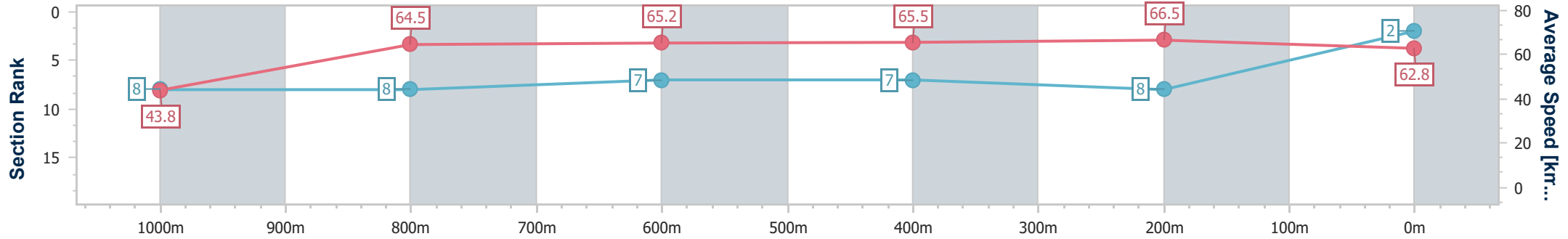
Sunshine Coast QLD Professional
Race 9: TAB MAGIC MILLIONS SUNLIGHT 3YO Plate (SLOT RACE) - 1100m



04 January 2025 - 19:16

Track Rating: Soft 6, Weather: Fine, Rail Position: +6m Entire

Section	Overall	1000m	800m	600m	400m	200m
Section Times	1:04.08 [2] (0:08.21)	0:55.87 [8] (0:11.20)	0:44.67 [8] (0:11.21)	0:33.46 [7] (0:11.16)	0:22.30 [7] (0:10.84)	0:11.46 [8] (0:11.46)
Average Speed [km/h]	43.8	64.5	65.2	65.5	66.5	62.8
Top Speed [km/h]	60.7	66.7	66.4	66.4	67.5	65.5
Avg. Dist. to Rail [m]	2.9	1.6	2.7	2.8	3.5	3.5
Avg. Stride Freq. [Hz]	2.3	2.4	2.4	2.3	2.4	2.3
Avg. Stride Length [m]	5.3	7.3	7.7	7.8	7.7	7.5



- [] Ranking at each section and finish
- .-.- No data available at this section
- NA No data available



Horse/Jockey Name	Arabian Summer
Final Rank	3
Fastest Section Time (Section)	0:08.09 (Overall)
Top Speed [km/h] (Section)	68.5 (400m)
Race State	Finished



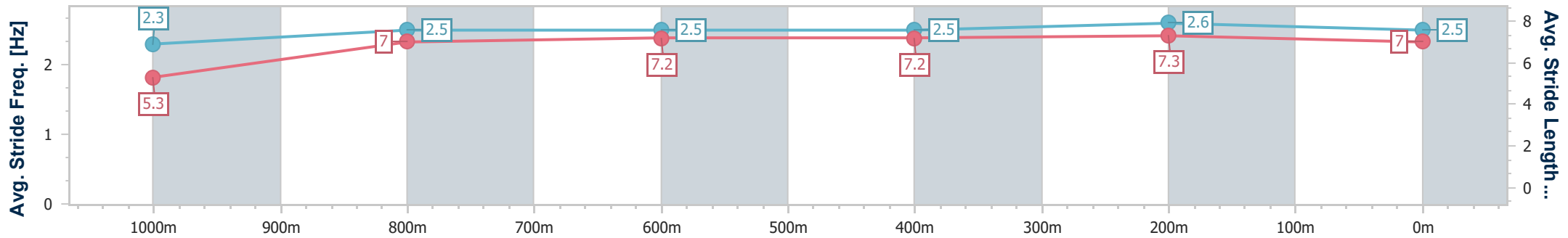
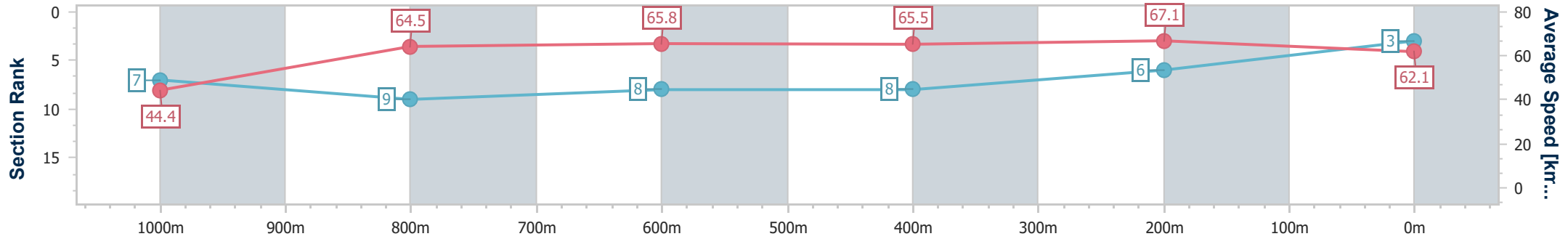
Sunshine Coast QLD Professional
Race 9: TAB MAGIC MILLIONS SUNLIGHT 3YO Plate (SLOT RACE) - 1100m



04 January 2025 - 19:16

Track Rating: Soft 6, Weather: Fine, Rail Position: +6m Entire

Section	Overall	1000m	800m	600m	400m	200m
Section Times	1:04.12 [3] (0:08.09)	0:56.03 [7] (0:11.37)	0:44.66 [9] (0:11.17)	0:33.49 [8] (0:11.18)	0:22.31 [8] (0:10.73)	0:11.58 [6] (0:11.58)
Average Speed [km/h]	44.4	64.5	65.8	65.5	67.1	62.1
Top Speed [km/h]	60.6	66.0	67.9	66.8	68.5	65.1
Avg. Dist. to Rail [m]	11.3	6.5	3.7	3.0	3.5	4.3
Avg. Stride Freq. [Hz]	2.3	2.5	2.5	2.5	2.6	2.5
Avg. Stride Length [m]	5.3	7.0	7.2	7.2	7.3	7.0



- [] Ranking at each section and finish
- .-.- No data available at this section
- NA No data available



Horse/Jockey Name	Zealously
Final Rank	4
Fastest Section Time (Section)	0:07.95 (Overall)
Top Speed [km/h] (Section)	67.0 (400m)
Race State	Finished



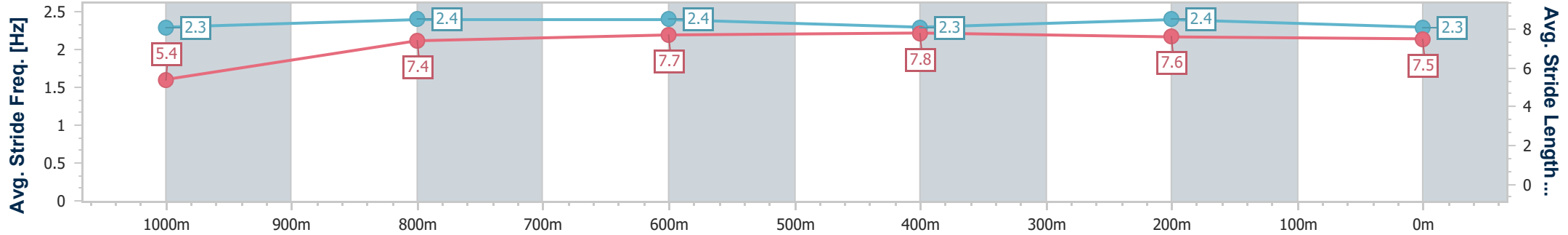
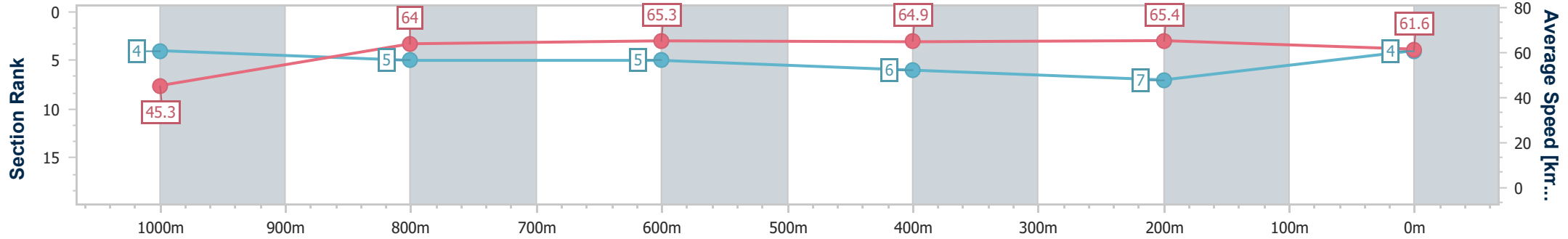
Sunshine Coast QLD Professional
Race 9: TAB MAGIC MILLIONS SUNLIGHT 3YO Plate (SLOT RACE) - 1100m



04 January 2025 - 19:16

Track Rating: Soft 6, Weather: Fine, Rail Position: +6m Entire

Section	Overall	1000m	800m	600m	400m	200m
Section Times	1:04.27 [4] (0:07.95)	0:56.32 [4] (0:11.37)	0:44.95 [5] (0:11.14)	0:33.81 [5] (0:11.14)	0:22.67 [6] (0:10.98)	0:11.69 [7] (0:11.69)
Average Speed [km/h]	45.3	64.0	65.3	64.9	65.4	61.6
Top Speed [km/h]	62.8	65.6	66.7	66.3	67.0	64.5
Avg. Dist. to Rail [m]	4.4	3.4	1.9	0.2	2.0	3.0
Avg. Stride Freq. [Hz]	2.3	2.4	2.4	2.3	2.4	2.3
Avg. Stride Length [m]	5.4	7.4	7.7	7.8	7.6	7.5



- [] Ranking at each section and finish
- .-.- No data available at this section
- NA No data available



Horse/Jockey Name	El Morzillo
Final Rank	5
Fastest Section Time (Section)	0:08.43 (Overall)
Top Speed [km/h] (Section)	66.9 (400m)
Race State	Finished



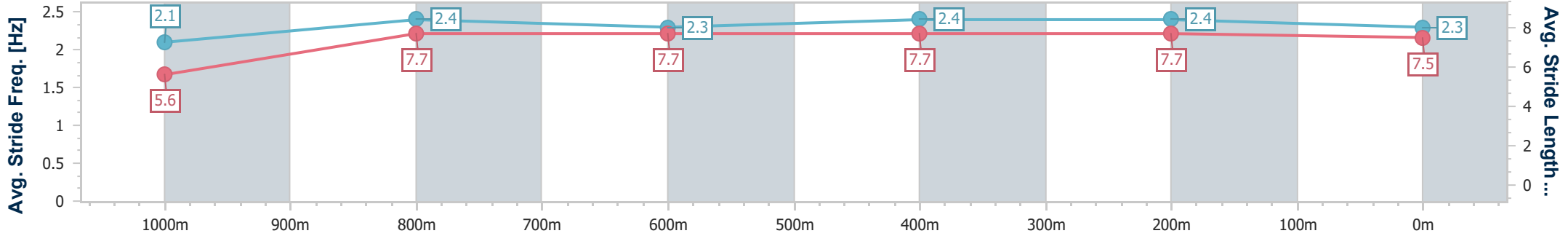
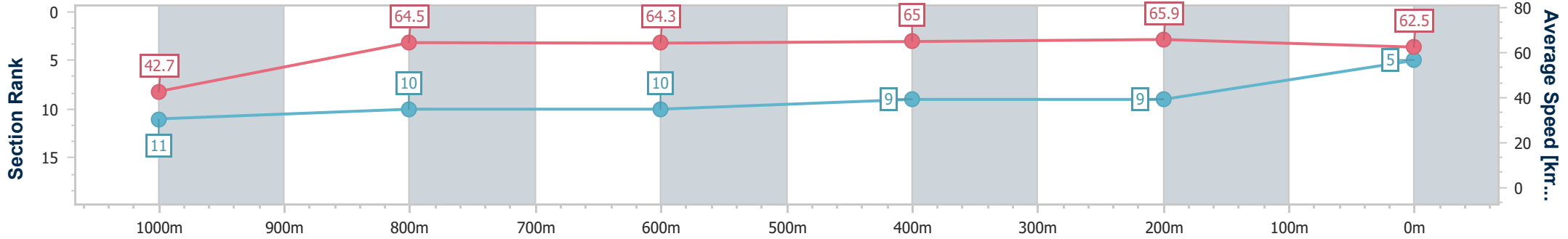
Sunshine Coast QLD Professional
Race 9: TAB MAGIC MILLIONS SUNLIGHT 3YO Plate (SLOT RACE) - 1100m



04 January 2025 - 19:16

Track Rating: Soft 6, Weather: Fine, Rail Position: +6m Entire

Section	Overall	1000m	800m	600m	400m	200m
Section Times	1:04.35 [5] (0:08.43)	0:55.92 [11] (0:11.22)	0:44.70 [10] (0:11.25)	0:33.45 [10] (0:10.97)	0:22.48 [9] (0:10.94)	0:11.54 [9] (0:11.54)
Average Speed [km/h]	42.7	64.5	64.3	65.0	65.9	62.5
Top Speed [km/h]	60.7	66.4	66.2	66.4	66.9	64.6
Avg. Dist. to Rail [m]	5.4	2.3	1.1	1.5	0.6	2.1
Avg. Stride Freq. [Hz]	2.1	2.4	2.3	2.4	2.4	2.3
Avg. Stride Length [m]	5.6	7.7	7.7	7.7	7.7	7.5



- [] Ranking at each section and finish
- .-.- No data available at this section
- NA No data available



Horse/Jockey Name	Spicy Martini
Final Rank	6
Fastest Section Time (Section)	0:07.96 (Overall)
Top Speed [km/h] (Section)	66.7 (1000m)
Race State	Finished



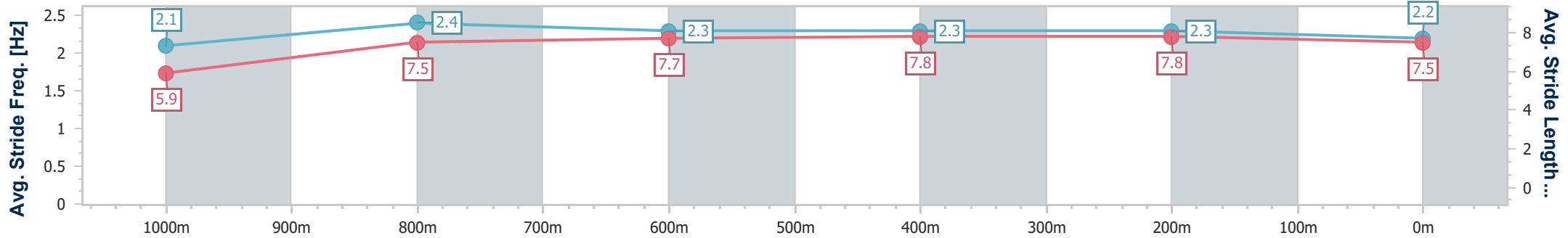
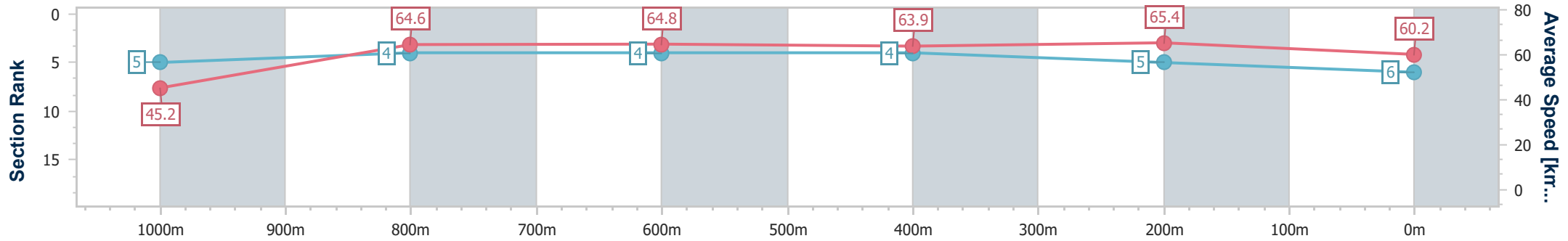
Sunshine Coast QLD Professional
 Race 9: TAB MAGIC MILLIONS SUNLIGHT 3YO Plate (SLOT RACE) - 1100m



04 January 2025 - 19:16

Track Rating: Soft 6, Weather: Fine, Rail Position: +6m Entire

Section	Overall	1000m	800m	600m	400m	200m
Section Times	1:04.38 [6] (0:07.96)	0:56.42 [5] (0:11.23)	0:45.19 [4] (0:11.15)	0:34.04 [4] (0:11.09)	0:22.95 [4] (0:11.03)	0:11.92 [5] (0:11.92)
Average Speed [km/h]	45.2	64.6	64.8	63.9	65.4	60.2
Top Speed [km/h]	61.3	66.7	66.6	65.2	66.1	64.5
Avg. Dist. to Rail [m]	3.7	3.3	1.6	2.9	0.9	1.2
Avg. Stride Freq. [Hz]	2.1	2.4	2.3	2.3	2.3	2.2
Avg. Stride Length [m]	5.9	7.5	7.7	7.8	7.8	7.5



- [] Ranking at each section and finish
- .-.- No data available at this section
- NA No data available



Horse/Jockey Name	Vestas
Final Rank	7
Fastest Section Time (Section)	0:08.26 (Overall)
Top Speed [km/h] (Section)	67.1 (800m)
Race State	Finished



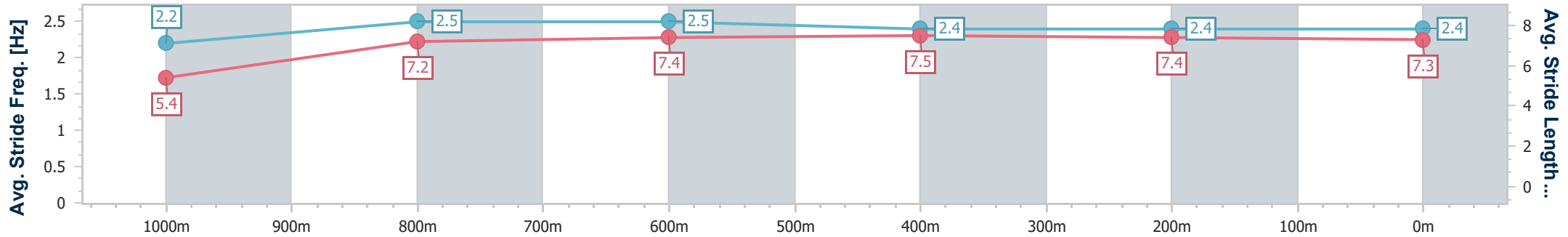
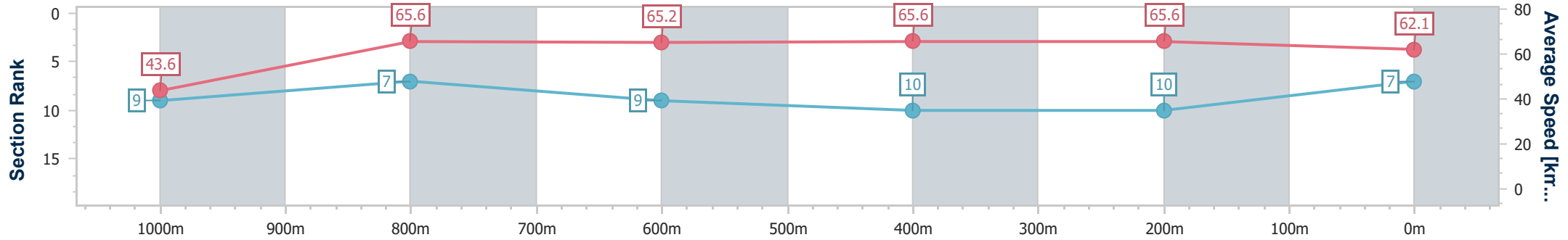
Sunshine Coast QLD Professional
Race 9: TAB MAGIC MILLIONS SUNLIGHT 3YO Plate (SLOT RACE) - 1100m



04 January 2025 - 19:16

Track Rating: Soft 6, Weather: Fine, Rail Position: +6m Entire

Section	Overall	1000m	800m	600m	400m	200m
Section Times	1:04.45 [7] (0:08.26)	0:56.19 [9] (0:11.15)	0:45.04 [7] (0:11.27)	0:33.77 [9] (0:11.20)	0:22.57 [10] (0:10.97)	0:11.60 [10] (0:11.60)
Average Speed [km/h]	43.6	65.6	65.2	65.6	65.6	62.1
Top Speed [km/h]	62.2	66.5	67.1	66.5	66.5	66.1
Avg. Dist. to Rail [m]	8.1	4.4	4.3	2.9	6.0	6.8
Avg. Stride Freq. [Hz]	2.2	2.5	2.5	2.4	2.4	2.4
Avg. Stride Length [m]	5.4	7.2	7.4	7.5	7.4	7.3



- [] Ranking at each section and finish
- .-.- No data available at this section
- NA No data available



Horse/Jockey Name	Gerrington
Final Rank	7
Fastest Section Time (Section)	0:08.03 (Overall)
Top Speed [km/h] (Section)	67.0 (600m)
Race State	Finished



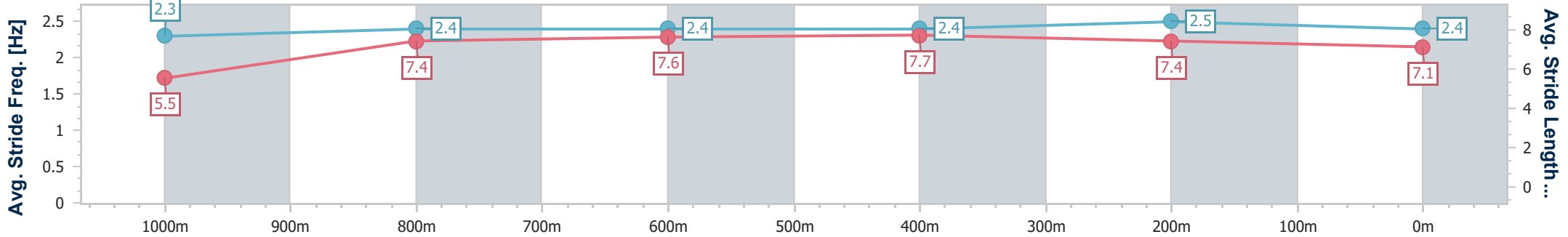
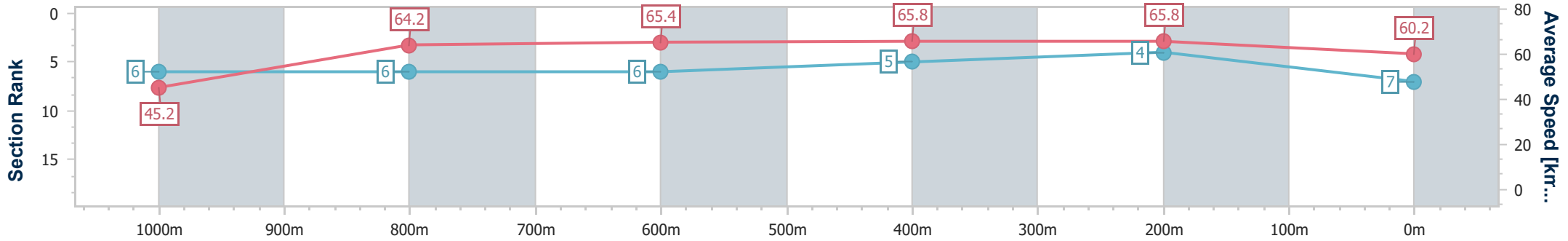
Sunshine Coast QLD Professional
Race 9: TAB MAGIC MILLIONS SUNLIGHT 3YO Plate (SLOT RACE) - 1100m



04 January 2025 - 19:16

Track Rating: Soft 6, Weather: Fine, Rail Position: +6m Entire

Section	Overall	1000m	800m	600m	400m	200m
Section Times	1:04.45 [7] (0:08.03)	0:56.42 [6] (0:11.35)	0:45.07 [6] (0:11.16)	0:33.91 [6] (0:10.96)	0:22.95 [5] (0:10.95)	0:12.00 [4] (0:12.00)
Average Speed [km/h]	45.2	64.2	65.4	65.8	65.8	60.2
Top Speed [km/h]	61.6	65.7	66.9	67.0	66.5	64.4
Avg. Dist. to Rail [m]	9.2	5.1	2.6	0.7	3.4	7.1
Avg. Stride Freq. [Hz]	2.3	2.4	2.4	2.4	2.5	2.4
Avg. Stride Length [m]	5.5	7.4	7.6	7.7	7.4	7.1



- [] Ranking at each section and finish
- .-.- No data available at this section
- NA No data available



Horse/Jockey Name	King Of Roseau
Final Rank	9
Fastest Section Time (Section)	0:08.61 (Overall)
Top Speed [km/h] (Section)	67.6 (400m)
Race State	Finished



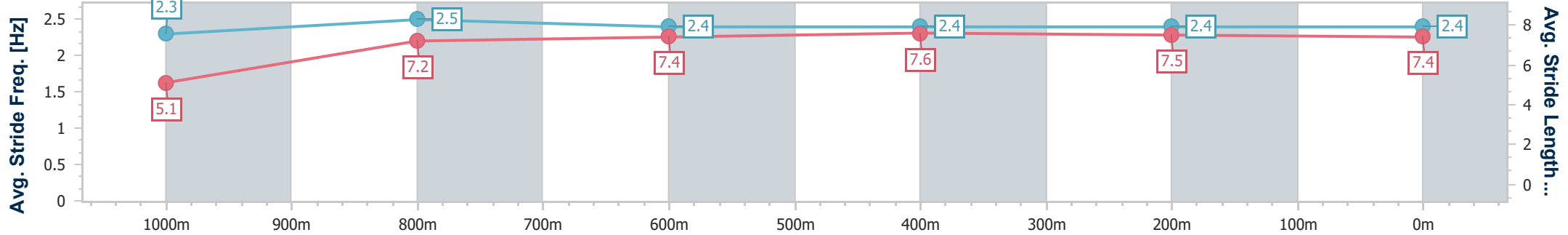
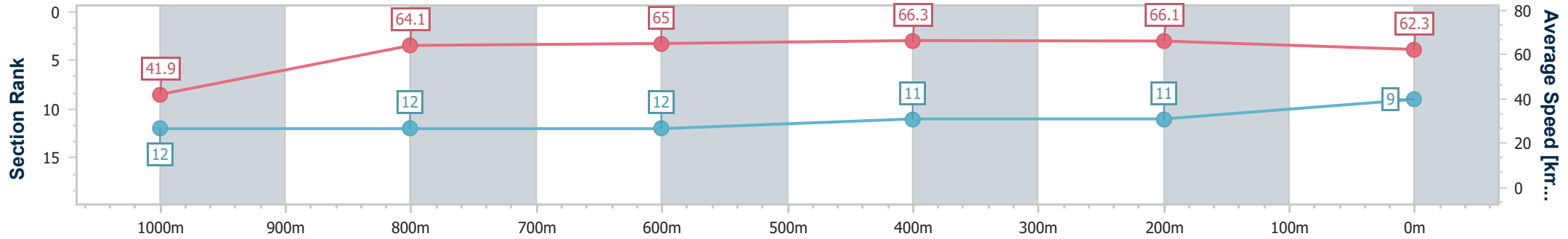
Sunshine Coast QLD Professional
 Race 9: TAB MAGIC MILLIONS SUNLIGHT 3YO Plate (SLOT RACE) - 1100m



04 January 2025 - 19:16

Track Rating: Soft 6, Weather: Fine, Rail Position: +6m Entire

Section	Overall	1000m	800m	600m	400m	200m
Section Times	1:04.48 [9] (0:08.61)	0:55.87 [12] (0:11.34)	0:44.53 [12] (0:11.15)	0:33.38 [12] (0:10.92)	0:22.46 [11] (0:10.88)	0:11.58 [11] (0:11.58)
Average Speed [km/h]	41.9	64.1	65.0	66.3	66.1	62.3
Top Speed [km/h]	59.5	66.6	67.2	67.3	67.6	65.4
Avg. Dist. to Rail [m]	12.1	4.0	1.5	0.7	3.3	4.7
Avg. Stride Freq. [Hz]	2.3	2.5	2.4	2.4	2.4	2.4
Avg. Stride Length [m]	5.1	7.2	7.4	7.6	7.5	7.4



- [] Ranking at each section and finish
- .-.- No data available at this section
- NA No data available



Horse/Jockey Name	Spywire
Final Rank	10
Fastest Section Time (Section)	0:07.91 (Overall)
Top Speed [km/h] (Section)	66.9 (1000m)
Race State	Finished



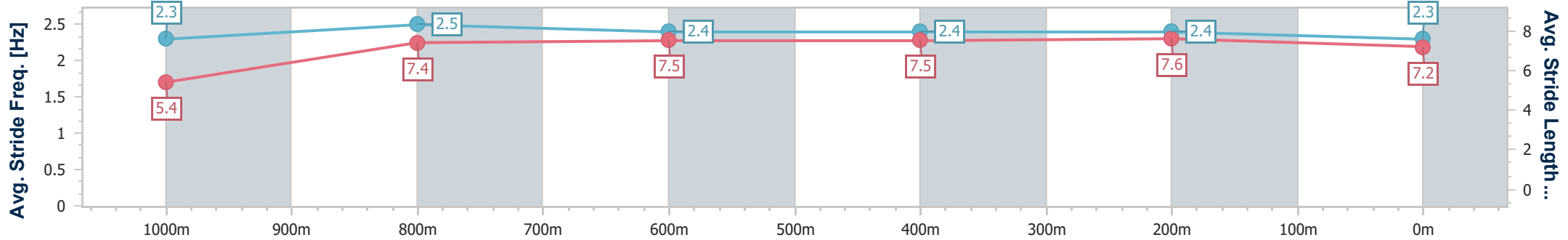
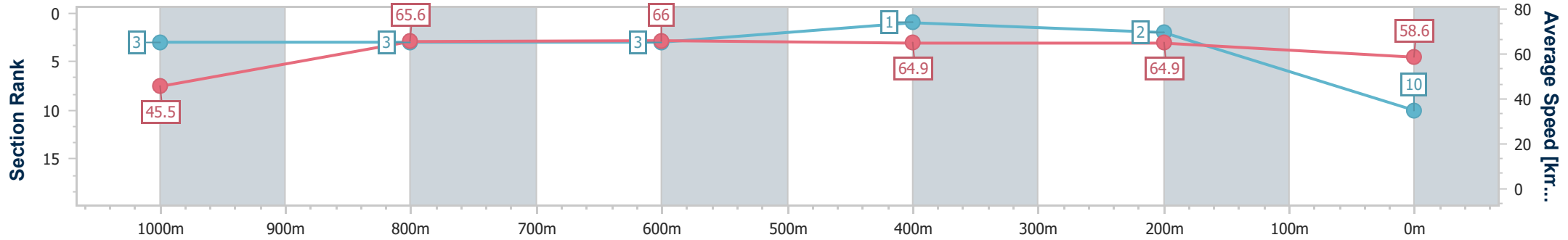
Sunshine Coast QLD Professional
Race 9: TAB MAGIC MILLIONS SUNLIGHT 3YO Plate (SLOT RACE) - 1100m



04 January 2025 - 19:16

Track Rating: Soft 6, Weather: Fine, Rail Position: +6m Entire

Section	Overall	1000m	800m	600m	400m	200m
Section Times	1:04.60 [10] (0:07.91)	0:56.69 [3] (0:11.17)	0:45.52 [3] (0:11.08)	0:34.44 [3] (0:11.07)	0:23.37 [1] (0:11.10)	0:12.27 [2] (0:12.27)
Average Speed [km/h]	45.5	65.6	66.0	64.9	64.9	58.6
Top Speed [km/h]	62.8	66.9	66.8	66.0	66.6	63.7
Avg. Dist. to Rail [m]	7.3	6.3	2.7	0.7	1.8	6.2
Avg. Stride Freq. [Hz]	2.3	2.5	2.4	2.4	2.4	2.3
Avg. Stride Length [m]	5.4	7.4	7.5	7.5	7.6	7.2



- [] Ranking at each section and finish
- .-.- No data available at this section
- NA No data available



Horse/Jockey Name	Stoli Bolli
Final Rank	11
Fastest Section Time (Section)	0:08.40 (Overall)
Top Speed [km/h] (Section)	67.4 (400m)
Race State	Finished



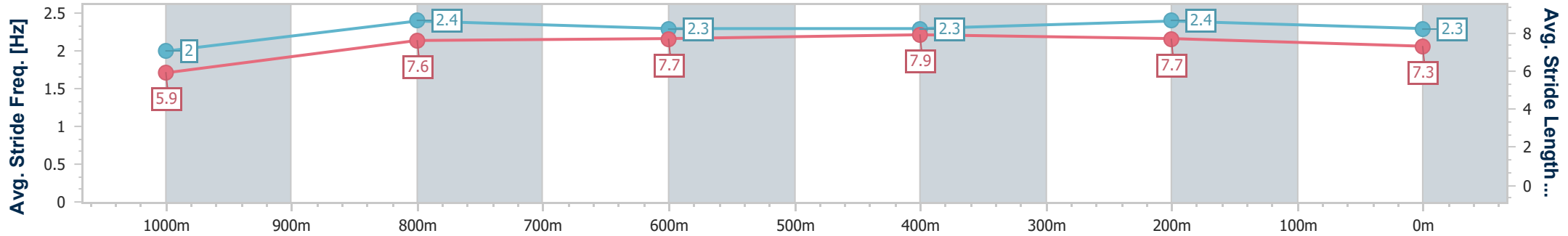
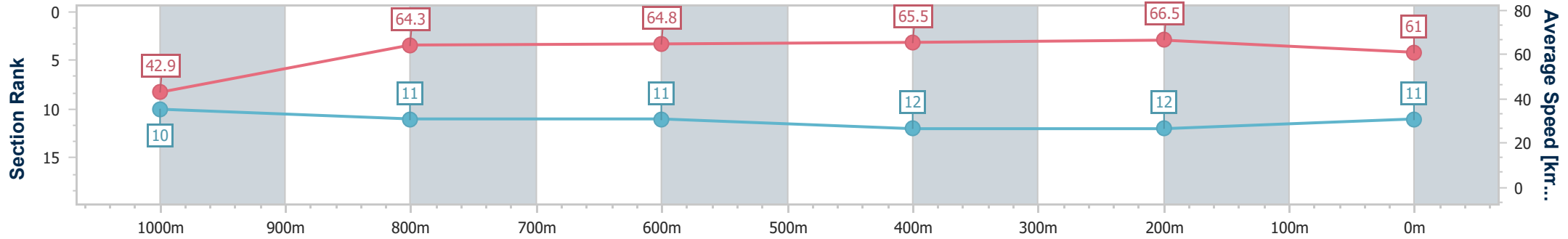
Sunshine Coast QLD Professional
Race 9: TAB MAGIC MILLIONS SUNLIGHT 3YO Plate (SLOT RACE) - 1100m



04 January 2025 - 19:16

Track Rating: Soft 6, Weather: Fine, Rail Position: +6m Entire

Section	Overall	1000m	800m	600m	400m	200m
Section Times	1:04.71 [11] (0:08.40)	0:56.31 [10] (0:11.33)	0:44.98 [11] (0:11.21)	0:33.77 [11] (0:11.13)	0:22.64 [12] (0:10.84)	0:11.80 [12] (0:11.80)
Average Speed [km/h]	42.9	64.3	64.8	65.5	66.5	61.0
Top Speed [km/h]	61.0	66.3	67.0	66.9	67.4	65.0
Avg. Dist. to Rail [m]	9.3	4.4	1.6	2.0	5.6	8.9
Avg. Stride Freq. [Hz]	2.0	2.4	2.3	2.3	2.4	2.3
Avg. Stride Length [m]	5.9	7.6	7.7	7.9	7.7	7.3



- [] Ranking at each section and finish
- .-.- No data available at this section
- NA No data available



Horse/Jockey Name	Bold Bastille
Final Rank	12
Fastest Section Time (Section)	0:07.83 (Overall)
Top Speed [km/h] (Section)	69.1 (1000m)
Race State	Finished



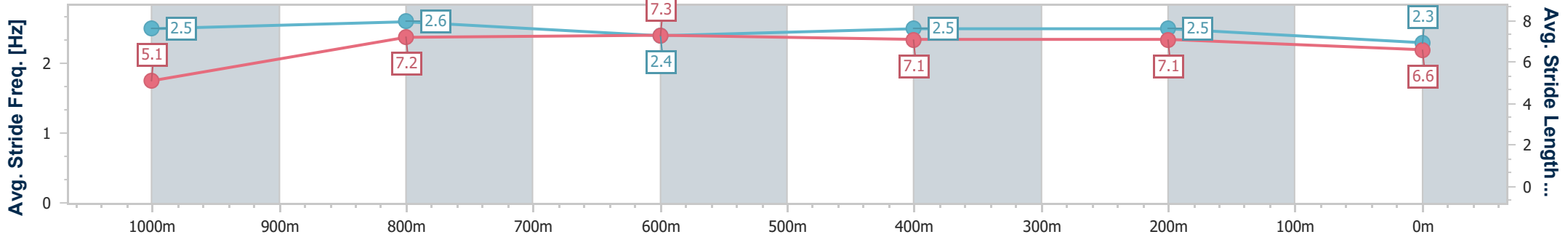
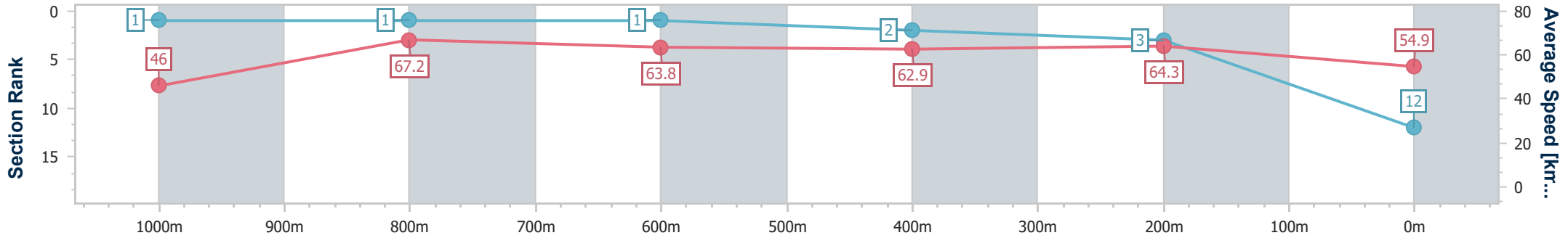
Sunshine Coast QLD Professional
Race 9: TAB MAGIC MILLIONS SUNLIGHT 3YO Plate (SLOT RACE) - 1100m



04 January 2025 - 19:16

Track Rating: Soft 6, Weather: Fine, Rail Position: +6m Entire

Section	Overall	1000m	800m	600m	400m	200m
Section Times	1:05.56 [12] (0:07.83)	0:57.73 [1] (0:10.84)	0:46.89 [1] (0:11.28)	0:35.61 [1] (0:11.30)	0:24.31 [2] (0:11.20)	0:13.11 [3] (0:13.11)
Average Speed [km/h]	46.0	67.2	63.8	62.9	64.3	54.9
Top Speed [km/h]	64.5	69.1	65.2	65.7	66.5	61.0
Avg. Dist. to Rail [m]	10.6	4.6	1.9	2.4	1.3	0.2
Avg. Stride Freq. [Hz]	2.5	2.6	2.4	2.5	2.5	2.3
Avg. Stride Length [m]	5.1	7.2	7.3	7.1	7.1	6.6



- [] Ranking at each section and finish
- .-.- No data available at this section
- NA No data available