



# Sunshine Coast QLD Professional

## Race 10: EXPERIENCE GOLD COAST SUNLIGHT CONSOLATION - 1100m



04 January 2025 - 19:50

Track Rating: Soft 6, Weather: Fine, Rail Position: +6m Entire

Section		Field Times										Last 600m					
		Overall	1000m	800m	600m	400m	200m						0:35.26				
		1:04.47 (0:07.55)	0:56.92 (0:10.70)	0:46.22 (0:10.96)	0:35.26 (0:11.20)	0:24.06 (0:11.88)	0:12.18 (0:12.18)										
Rank	TAB	Horse/Jockey	Barrier	Top Speed [km/h]	Fastest Section											Margin	Distance Travelled [m]
1	3	<b>COSMIC FIRE</b> Andrew Mallyon	6	67.8	0:07.56	1:04.47 [1] (0:07.56)	0:56.91 [2] (0:10.93)	0:45.98 [2] (0:11.16)	0:34.82 [2] (0:11.20)	0:23.62 [3] (0:11.44)	0:12.18 [1] (0:12.18)	1:04.47	0:34.82				
2	1	<b>HEZDARNHOTTOO</b> Jason Collett	7	67.8	0:07.93	1:04.49 [2] (0:07.93)	0:56.56 [9] (0:11.10)	0:45.46 [8] (0:11.24)	0:34.22 [8] (0:11.11)	0:23.11 [7] (0:10.97)	0:12.14 [3] (0:12.14)	0.07L	0:34.22	+0			
3	4	<b>STAY HUMBLE</b> Ethan Brown	5	67.4	0:07.78	1:04.80 [3] (0:07.78)	0:57.02 [5] (0:11.02)	0:46.00 [5] (0:11.23)	0:34.77 [5] (0:11.16)	0:23.61 [4] (0:11.25)	0:12.36 [4] (0:12.36)	1.93L	0:34.77	+1			
4	10	<b>PETTICOAT</b> Robbie Dolan	1	66.8	0:07.65	1:04.81 [4] (0:07.65)	0:57.16 [4] (0:10.97)	0:46.19 [3] (0:11.05)	0:35.14 [3] (0:11.15)	0:23.99 [2] (0:11.63)	0:12.36 [5] (0:12.36)	2L	0:35.14	-4			
5	11	<b>VANESSI</b> Damian Lane	4	66.1	0:07.84	1:04.95 [5] (0:07.84)	0:57.11 [7] (0:11.17)	0:45.94 [7] (0:11.17)	0:34.77 [7] (0:11.07)	0:23.70 [6] (0:11.35)	0:12.35 [6] (0:12.35)	2.77L	0:34.77	-7			
6	12	<b>READY TO SCHIPP</b> Kyle Wilson-Taylor	8	67.0	0:08.16	1:05.09 [6] (0:08.16)	0:56.93 [12] (0:11.17)	0:45.76 [11] (0:11.24)	0:34.52 [11] (0:11.09)	0:23.43 [10] (0:11.18)	0:12.25 [9] (0:12.25)	3.64L	0:34.52	-1			
7	6	<b>I'M ZAC</b> Samantha Collett	2	67.4	0:07.98	1:05.12 [7] (0:07.98)	0:57.14 [10] (0:11.17)	0:45.97 [9] (0:11.16)	0:34.81 [9] (0:11.11)	0:23.70 [8] (0:11.18)	0:12.52 [7] (0:12.52)	3.79L	0:34.81	-7			
8	5	<b>SILVA 'N' SUAVE</b> Harry Coffey	11	66.7	0:08.12	1:05.25 [8] (0:08.12)	0:57.13 [11] (0:11.34)	0:45.79 [12] (0:11.15)	0:34.64 [12] (0:11.09)	0:23.55 [12] (0:11.16)	0:12.39 [10] (0:12.39)	4.55L	0:34.64	-1			
9	7	<b>MISHANI LILY</b> Emily Lang	3	68.8	0:07.55	1:05.51 [9] (0:07.55)	0:57.96 [1] (0:10.70)	0:47.26 [1] (0:10.96)	0:36.30 [1] (0:11.20)	0:25.10 [1] (0:11.88)	0:13.22 [2] (0:13.22)	6.07L	0:36.30	-12			
10	2	<b>SHOWS A SIGN</b> Luke Tarrant	9	66.9	0:07.84	1:05.67 [10] (0:07.84)	0:57.83 [8] (0:11.35)	0:46.48 [10] (0:11.30)	0:35.18 [10] (0:11.21)	0:23.97 [11] (0:11.31)	0:12.66 [12] (0:12.66)	7.01L	0:35.18	+6			

Scratched: Overfull (#8)

[ ] Ranking at each section and finish  
 -:-:- No data available at this section  
 NA No data available

SCN Saddle cloth number  
 DNF Did not finish  
 DNT Did not track



**Sunshine Coast QLD Professional**  
**Race 10: EXPERIENCE GOLD COAST SUNLIGHT CONSOLATION - 1100m**  
**04 January 2025 - 19:50**



Track Rating: Soft 6, Weather: Fine, Rail Position: +6m Entire

Section		Overall	1000m	800m	600m	400m	200m	Last 600m					
Field Times		1:04.47 (0:07.55)	0:56.92 (0:10.70)	0:46.22 (0:10.96)	0:35.26 (0:11.20)	0:24.06 (0:11.88)	0:12.18 (0:12.18)	0:35.26					
Rank	TAB Horse/Jockey	Barrier	Top Speed [km/h]	Fastest Section				Margin	Distance Travelled [m]				
11	9 MOULIN MISS Angela Jones	10	67.0 1000m	0:07.62 Overall	1:05.74 [11] (0:07.62)	0:58.12 [3] (0:11.06)	0:47.06 [4] (0:11.19)	0:35.87 [4] (0:11.33)	0:24.54 [5] (0:11.44)	0:13.10 [8] (0:13.10)	7.46L	0:35.87	+2
12	13 JOY A PLENTY Georgina Cartwright	12	67.4 1000m	0:07.84 Overall	1:05.94 [12] (0:07.84)	0:58.10 [6] (0:11.02)	0:47.08 [6] (0:11.23)	0:35.85 [6] (0:11.37)	0:24.48 [9] (0:11.50)	0:12.98 [11] (0:12.98)	8.64L	0:35.85	+3

Scratched: Overfull (#8)

[ ] Ranking at each section and finish  
 -:-:-:- No data available at this section  
 NA No data available

SCN Saddle cloth number  
 DNF Did not finish  
 DNT Did not track



Horse/Jockey Name	Cosmic Fire
Final Rank	1
Fastest Section Time (Section)	0:07.56 (Overall)
Top Speed [km/h] (Section)	67.8 (1000m)
Race State	Finished



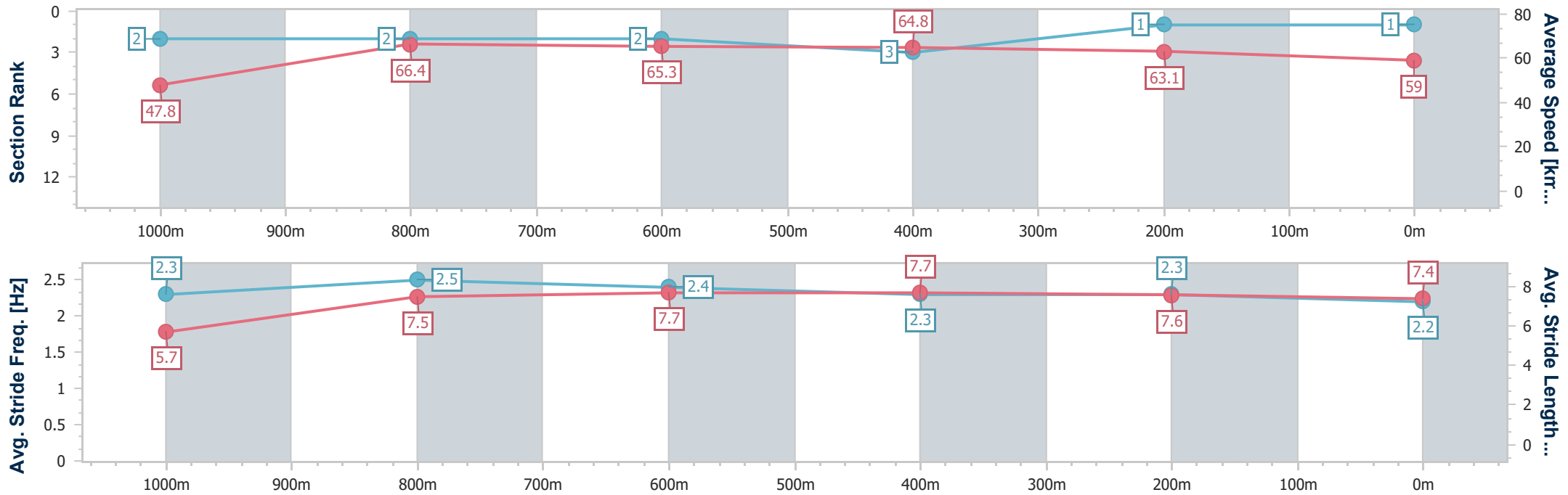
Sunshine Coast QLD Professional  
Race 10: EXPERIENCE GOLD COAST SUNLIGHT  
CONSOLATION - 1100m



04 January 2025 - 19:50

Track Rating: Soft 6, Weather: Fine, Rail Position: +6m Entire

Section	Overall	1000m	800m	600m	400m	200m
Section Times	1:04.47 [1] (0:07.56)	0:56.91 [2] (0:10.93)	0:45.98 [2] (0:11.16)	0:34.82 [2] (0:11.20)	0:23.62 [3] (0:11.44)	0:12.18 [1] (0:12.18)
Average Speed [km/h]	47.8	66.4	65.3	64.8	63.1	59.0
Top Speed [km/h]	64.3	67.8	66.5	65.9	65.1	61.7
Avg. Dist. to Rail [m]	6.3	2.9	2.2	1.6	1.5	1.9
Avg. Stride Freq. [Hz]	2.3	2.5	2.4	2.3	2.3	2.2
Avg. Stride Length [m]	5.7	7.5	7.7	7.7	7.6	7.4



- [ ] Ranking at each section and finish
- .-.- No data available at this section
- NA No data available



Horse/Jockey Name	Hezdarnhottoo
Final Rank	2
Fastest Section Time (Section)	0:07.93 (Overall)
Top Speed [km/h] (Section)	67.8 (400m)
Race State	Finished



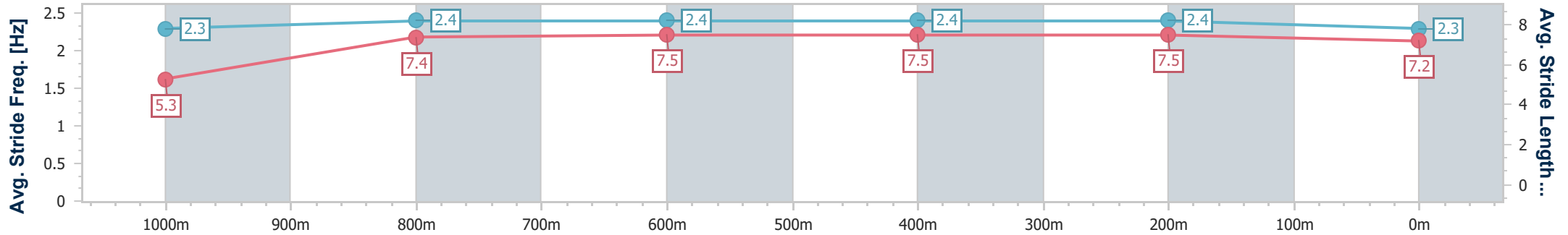
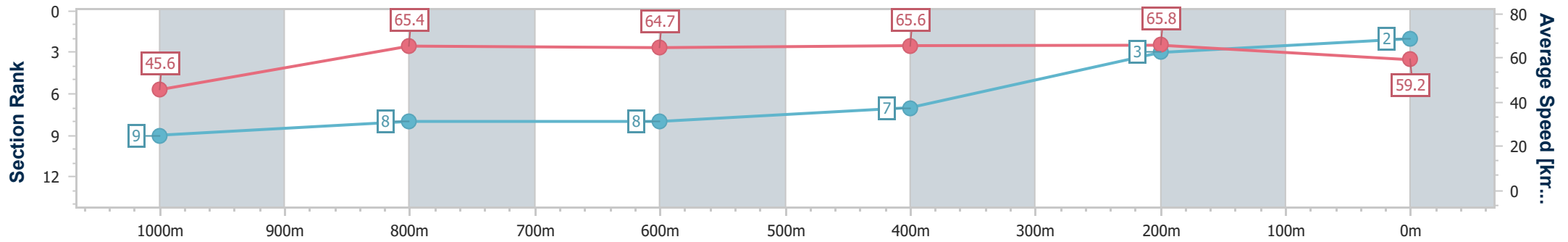
Sunshine Coast QLD Professional  
Race 10: EXPERIENCE GOLD COAST SUNLIGHT  
CONSOLATION - 1100m



04 January 2025 - 19:50

Track Rating: Soft 6, Weather: Fine, Rail Position: +6m Entire

Section	Overall	1000m	800m	600m	400m	200m
Section Times	1:04.49 [2] (0:07.93)	0:56.56 [9] (0:11.10)	0:45.46 [8] (0:11.24)	0:34.22 [8] (0:11.11)	0:23.11 [7] (0:10.97)	0:12.14 [3] (0:12.14)
Average Speed [km/h]	45.6	65.4	64.7	65.6	65.8	59.2
Top Speed [km/h]	63.1	66.3	66.5	66.7	67.8	62.8
Avg. Dist. to Rail [m]	8.0	3.6	1.9	2.0	3.0	3.4
Avg. Stride Freq. [Hz]	2.3	2.4	2.4	2.4	2.4	2.3
Avg. Stride Length [m]	5.3	7.4	7.5	7.5	7.5	7.2



- [ ] Ranking at each section and finish
- .-.- No data available at this section
- NA No data available



Horse/Jockey Name	Stay Humble
Final Rank	3
Fastest Section Time (Section)	0:07.78 (Overall)
Top Speed [km/h] (Section)	67.4 (1000m)
Race State	Finished



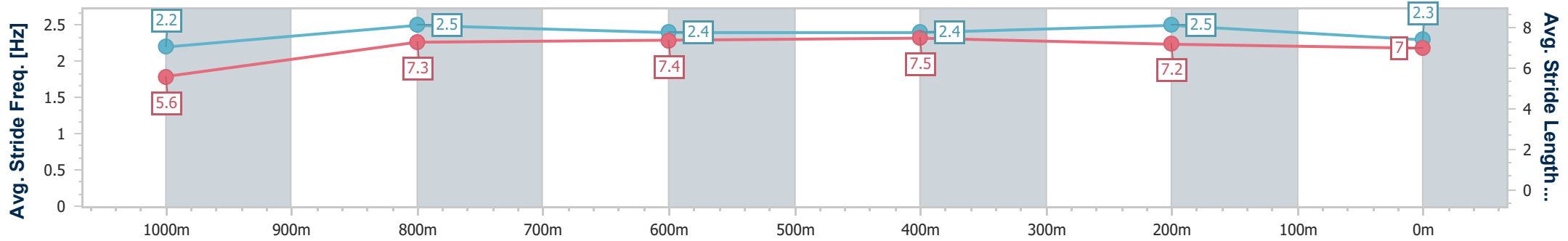
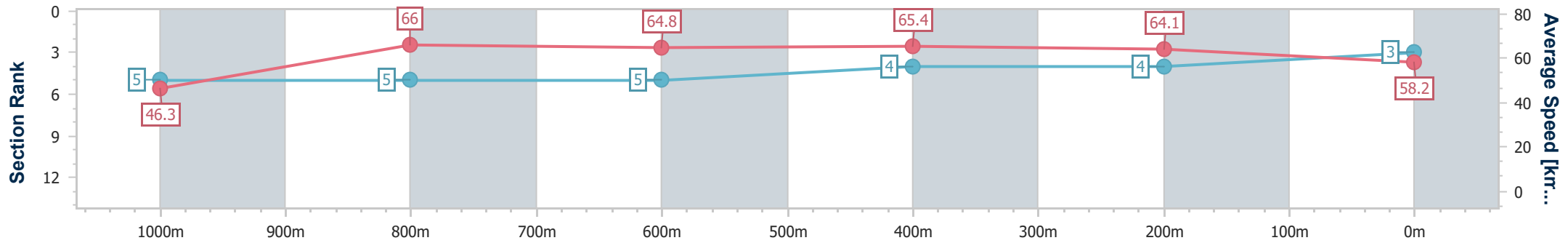
Sunshine Coast QLD Professional  
Race 10: EXPERIENCE GOLD COAST SUNLIGHT  
CONSOLATION - 1100m



04 January 2025 - 19:50

Track Rating: Soft 6, Weather: Fine, Rail Position: +6m Entire

Section	Overall	1000m	800m	600m	400m	200m
Section Times	1:04.80 [3] (0:07.78)	0:57.02 [5] (0:11.02)	0:46.00 [5] (0:11.23)	0:34.77 [5] (0:11.16)	0:23.61 [4] (0:11.25)	0:12.36 [4] (0:12.36)
Average Speed [km/h]	46.3	66.0	64.8	65.4	64.1	58.2
Top Speed [km/h]	62.8	67.4	66.6	66.2	65.4	61.7
Avg. Dist. to Rail [m]	6.3	3.5	2.3	2.5	5.4	5.3
Avg. Stride Freq. [Hz]	2.2	2.5	2.4	2.4	2.5	2.3
Avg. Stride Length [m]	5.6	7.3	7.4	7.5	7.2	7.0



- [ ] Ranking at each section and finish
- .-.- No data available at this section
- NA No data available



Horse/Jockey Name	Petticoat
Final Rank	4
Fastest Section Time (Section)	0:07.65 (Overall)
Top Speed [km/h] (Section)	66.8 (1000m)
Race State	Finished



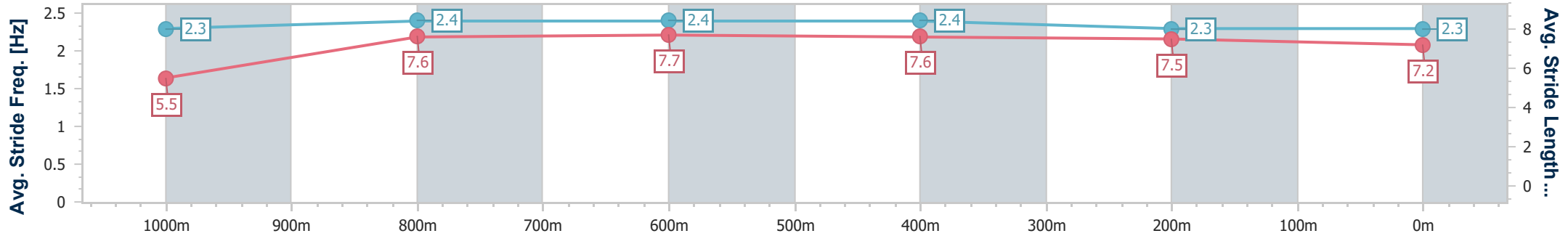
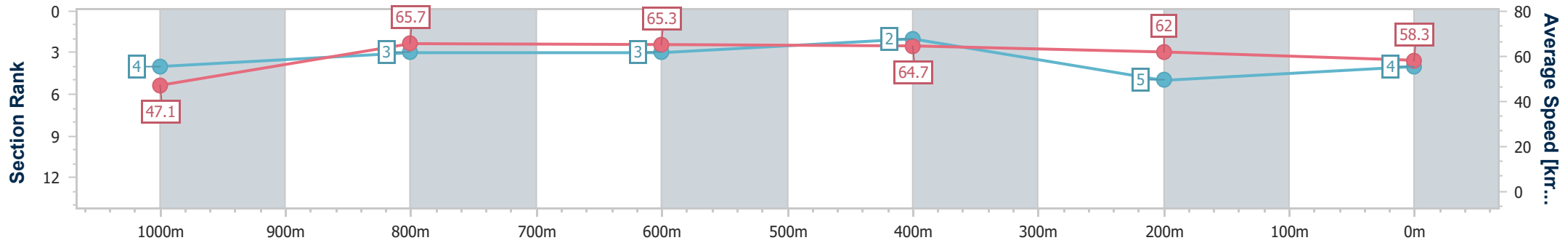
Sunshine Coast QLD Professional  
Race 10: EXPERIENCE GOLD COAST SUNLIGHT  
CONSOLATION - 1100m



04 January 2025 - 19:50

Track Rating: Soft 6, Weather: Fine, Rail Position: +6m Entire

Section	Overall	1000m	800m	600m	400m	200m
Section Times	1:04.81 [4] (0:07.65)	0:57.16 [4] (0:10.97)	0:46.19 [3] (0:11.05)	0:35.14 [3] (0:11.15)	0:23.99 [2] (0:11.63)	0:12.36 [5] (0:12.36)
Average Speed [km/h]	47.1	65.7	65.3	64.7	62.0	58.3
Top Speed [km/h]	64.4	66.8	66.6	65.5	65.1	59.3
Avg. Dist. to Rail [m]	2.2	1.3	0.5	0.5	1.6	2.6
Avg. Stride Freq. [Hz]	2.3	2.4	2.4	2.4	2.3	2.3
Avg. Stride Length [m]	5.5	7.6	7.7	7.6	7.5	7.2



- [ ] Ranking at each section and finish
- .-.- No data available at this section
- NA No data available



Horse/Jockey Name	Vanessi
Final Rank	5
Fastest Section Time (Section)	0:07.84 (Overall)
Top Speed [km/h] (Section)	66.1 (800m)
Race State	Finished



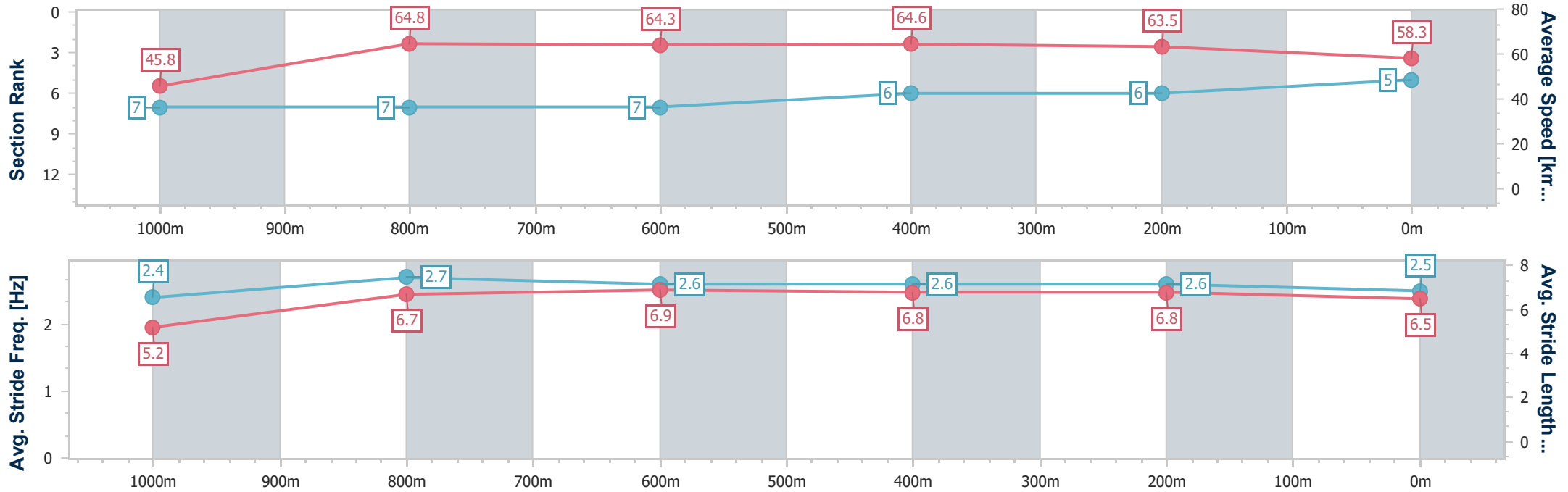
Sunshine Coast QLD Professional  
Race 10: EXPERIENCE GOLD COAST SUNLIGHT  
CONSOLATION - 1100m



04 January 2025 - 19:50

Track Rating: Soft 6, Weather: Fine, Rail Position: +6m Entire

Section	Overall	1000m	800m	600m	400m	200m
Section Times	1:04.95 [5] (0:07.84)	0:57.11 [7] (0:11.17)	0:45.94 [7] (0:11.17)	0:34.77 [7] (0:11.07)	0:23.70 [6] (0:11.35)	0:12.35 [6] (0:12.35)
Average Speed [km/h]	45.8	64.8	64.3	64.6	63.5	58.3
Top Speed [km/h]	62.3	65.8	66.1	65.5	65.2	60.4
Avg. Dist. to Rail [m]	5.1	1.7	0.5	0.9	0.5	1.5
Avg. Stride Freq. [Hz]	2.4	2.7	2.6	2.6	2.6	2.5
Avg. Stride Length [m]	5.2	6.7	6.9	6.8	6.8	6.5



- [ ] Ranking at each section and finish
- .-.- No data available at this section
- NA No data available



Horse/Jockey Name	Ready To Schipp
Final Rank	6
Fastest Section Time (Section)	0:08.16 (Overall)
Top Speed [km/h] (Section)	67.0 (600m)
Race State	Finished



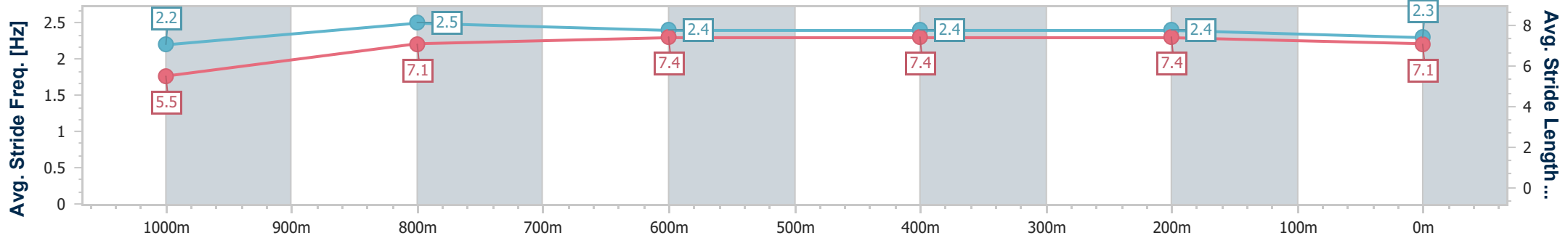
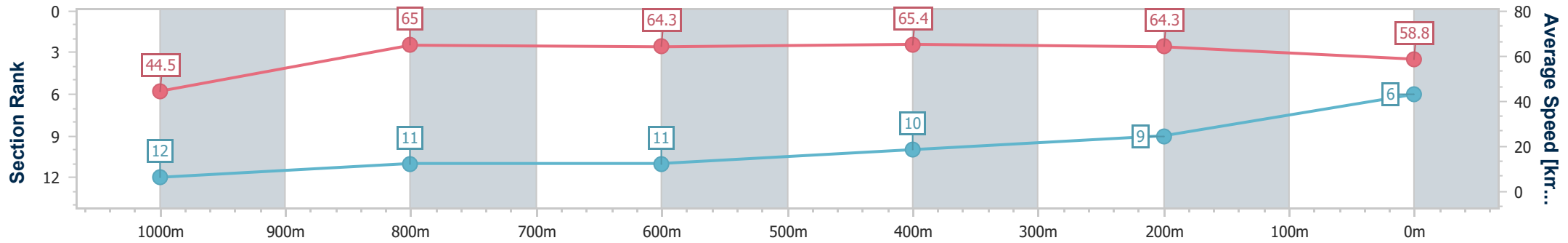
Sunshine Coast QLD Professional  
Race 10: EXPERIENCE GOLD COAST SUNLIGHT  
CONSOLATION - 1100m



04 January 2025 - 19:50

Track Rating: Soft 6, Weather: Fine, Rail Position: +6m Entire

Section	Overall	1000m	800m	600m	400m	200m
Section Times	1:05.09 [6] (0:08.16)	0:56.93 [12] (0:11.17)	0:45.76 [11] (0:11.24)	0:34.52 [11] (0:11.09)	0:23.43 [10] (0:11.18)	0:12.25 [9] (0:12.25)
Average Speed [km/h]	44.5	65.0	64.3	65.4	64.3	58.8
Top Speed [km/h]	62.5	66.8	66.4	67.0	66.0	62.4
Avg. Dist. to Rail [m]	8.3	3.4	1.1	1.0	4.6	5.1
Avg. Stride Freq. [Hz]	2.2	2.5	2.4	2.4	2.4	2.3
Avg. Stride Length [m]	5.5	7.1	7.4	7.4	7.4	7.1



- [ ] Ranking at each section and finish
- .-.- No data available at this section
- NA No data available





Horse/Jockey Name	I'm Zac
Final Rank	7
Fastest Section Time (Section)	0:07.98 (Overall)
Top Speed [km/h] (Section)	67.4 (1000m)
Race State	Finished



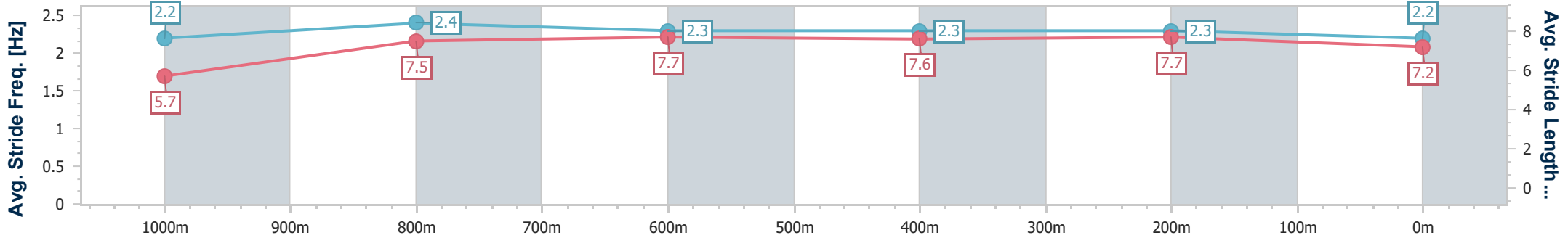
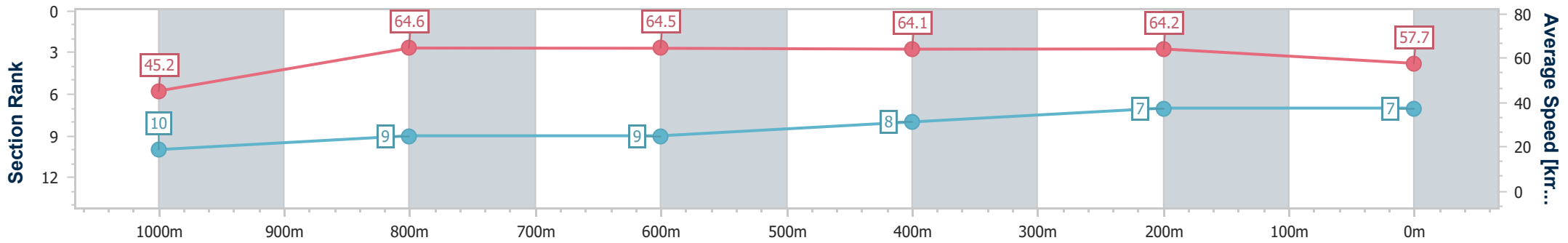
Sunshine Coast QLD Professional  
Race 10: EXPERIENCE GOLD COAST SUNLIGHT  
CONSOLATION - 1100m



04 January 2025 - 19:50

Track Rating: Soft 6, Weather: Fine, Rail Position: +6m Entire

Section	Overall	1000m	800m	600m	400m	200m
Section Times	1:05.12 [7] (0:07.98)	0:57.14 [10] (0:11.17)	0:45.97 [9] (0:11.16)	0:34.81 [9] (0:11.11)	0:23.70 [8] (0:11.18)	0:12.52 [7] (0:12.52)
Average Speed [km/h]	45.2	64.6	64.5	64.1	64.2	57.7
Top Speed [km/h]	62.8	67.4	65.9	65.3	66.2	61.3
Avg. Dist. to Rail [m]	3.3	1.8	0.7	2.0	1.3	1.0
Avg. Stride Freq. [Hz]	2.2	2.4	2.3	2.3	2.3	2.2
Avg. Stride Length [m]	5.7	7.5	7.7	7.6	7.7	7.2



- [ ] Ranking at each section and finish
- .-.- No data available at this section
- NA No data available



Horse/Jockey Name	Silva 'N' Suave
Final Rank	8
Fastest Section Time (Section)	0:08.12 (Overall)
Top Speed [km/h] (Section)	66.7 (600m)
Race State	Finished



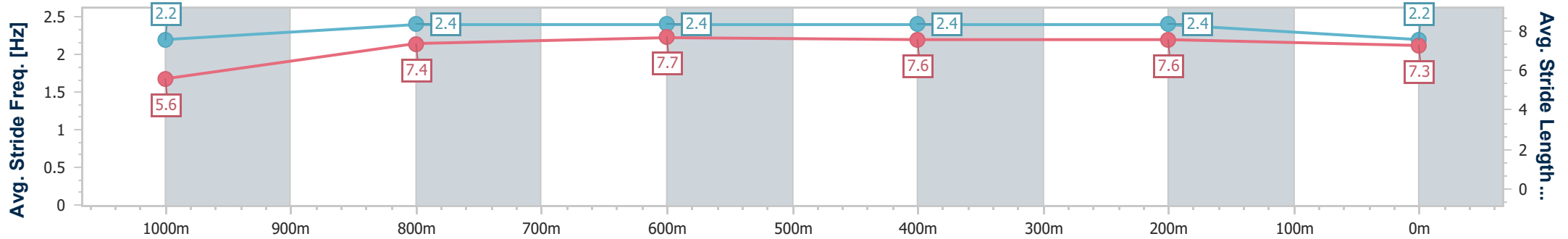
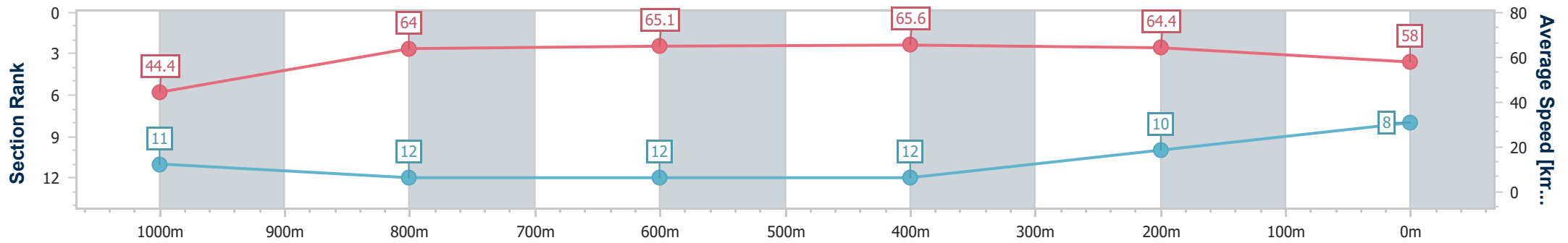
Sunshine Coast QLD Professional  
Race 10: EXPERIENCE GOLD COAST SUNLIGHT  
CONSOLATION - 1100m



04 January 2025 - 19:50

Track Rating: Soft 6, Weather: Fine, Rail Position: +6m Entire

Section	Overall	1000m	800m	600m	400m	200m
Section Times	1:05.25 [8] (0:08.12)	0:57.13 [11] (0:11.34)	0:45.79 [12] (0:11.15)	0:34.64 [12] (0:11.09)	0:23.55 [12] (0:11.16)	0:12.39 [10]
Average Speed [km/h]	44.4	64.0	65.1	65.6	64.4	58.0
Top Speed [km/h]	60.7	66.0	66.4	66.7	66.5	61.6
Avg. Dist. to Rail [m]	10.9	3.7	1.4	1.3	2.2	2.8
Avg. Stride Freq. [Hz]	2.2	2.4	2.4	2.4	2.4	2.2
Avg. Stride Length [m]	5.6	7.4	7.7	7.6	7.6	7.3



- [ ] Ranking at each section and finish
- .-.-.- No data available at this section
- NA No data available



Horse/Jockey Name	Mishani Lily
Final Rank	9
Fastest Section Time (Section)	0:07.55 (Overall)
Top Speed [km/h] (Section)	68.8 (1000m)
Race State	Finished



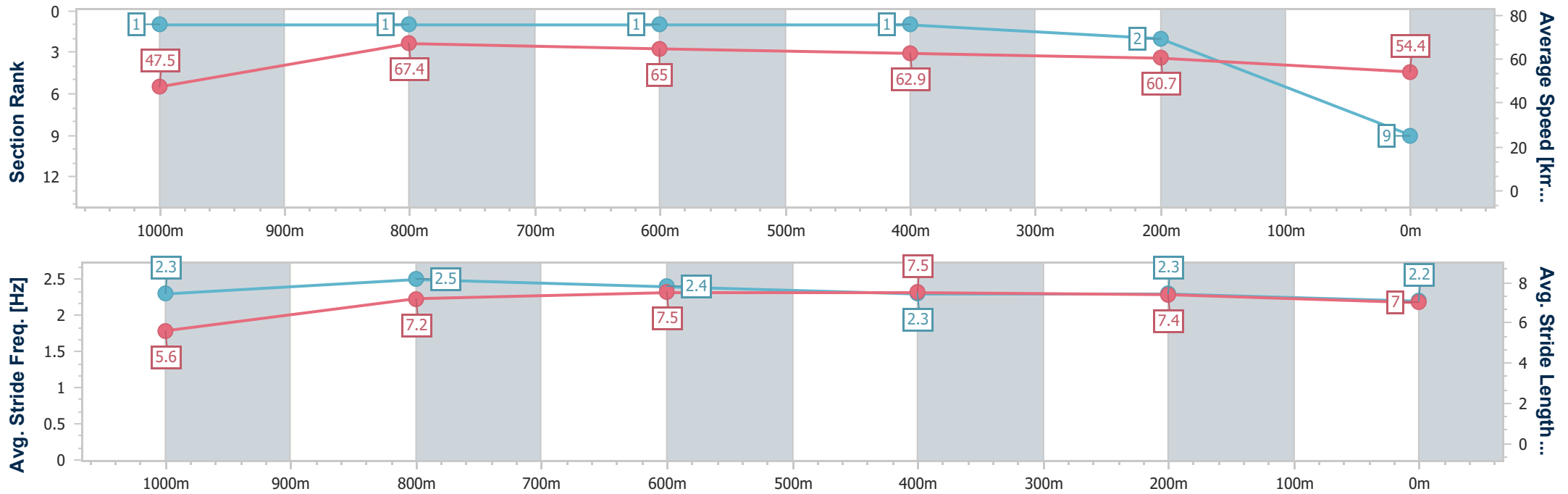
Sunshine Coast QLD Professional  
Race 10: EXPERIENCE GOLD COAST SUNLIGHT  
CONSOLATION - 1100m



04 January 2025 - 19:50

Track Rating: Soft 6, Weather: Fine, Rail Position: +6m Entire

Section	Overall	1000m	800m	600m	400m	200m
Section Times	1:05.51 [9] (0:07.55)	0:57.96 [1] (0:10.70)	0:47.26 [1] (0:10.96)	0:36.30 [1] (0:11.20)	0:25.10 [1] (0:11.88)	0:13.22 [2] (0:13.22)
Average Speed [km/h]	47.5	67.4	65.0	62.9	60.7	54.4
Top Speed [km/h]	65.8	68.8	66.1	63.9	62.6	57.8
Avg. Dist. to Rail [m]	4.2	1.7	1.7	3.6	2.4	1.7
Avg. Stride Freq. [Hz]	2.3	2.5	2.4	2.3	2.3	2.2
Avg. Stride Length [m]	5.6	7.2	7.5	7.5	7.4	7.0



- [ ] Ranking at each section and finish
- .-.- No data available at this section
- NA No data available



Horse/Jockey Name	Shows A Sign
Final Rank	10
Fastest Section Time (Section)	0:07.84 (Overall)
Top Speed [km/h] (Section)	66.9 (1000m)
Race State	Finished



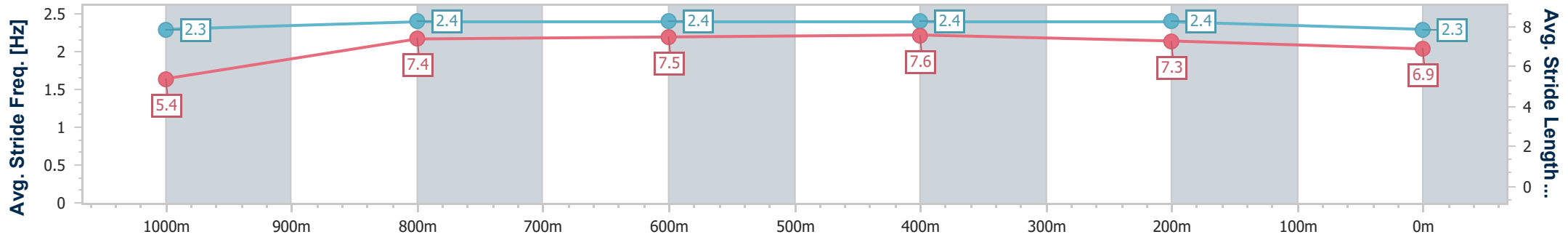
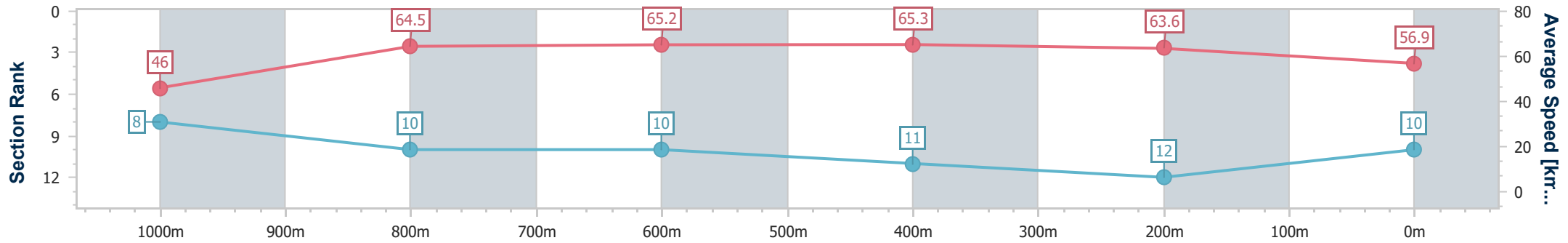
Sunshine Coast QLD Professional  
Race 10: EXPERIENCE GOLD COAST SUNLIGHT  
CONSOLATION - 1100m



04 January 2025 - 19:50

Track Rating: Soft 6, Weather: Fine, Rail Position: +6m Entire

Section	Overall	1000m	800m	600m	400m	200m
Section Times	1:05.67 [10] (0:07.84)	0:57.83 [8] (0:11.35)	0:46.48 [10] (0:11.30)	0:35.18 [10] (0:11.21)	0:23.97 [11] (0:11.31)	0:12.66 [12] (0:12.66)
Average Speed [km/h]	46.0	64.5	65.2	65.3	63.6	56.9
Top Speed [km/h]	61.5	66.9	66.7	66.5	65.8	61.0
Avg. Dist. to Rail [m]	10.0	5.9	3.9	3.1	6.0	6.7
Avg. Stride Freq. [Hz]	2.3	2.4	2.4	2.4	2.4	2.3
Avg. Stride Length [m]	5.4	7.4	7.5	7.6	7.3	6.9



- [ ] Ranking at each section and finish
- .-.- No data available at this section
- NA No data available



Horse/Jockey Name	Moulin Miss
Final Rank	11
Fastest Section Time (Section)	0:07.62 (Overall)
Top Speed [km/h] (Section)	67.0 (1000m)
Race State	Finished



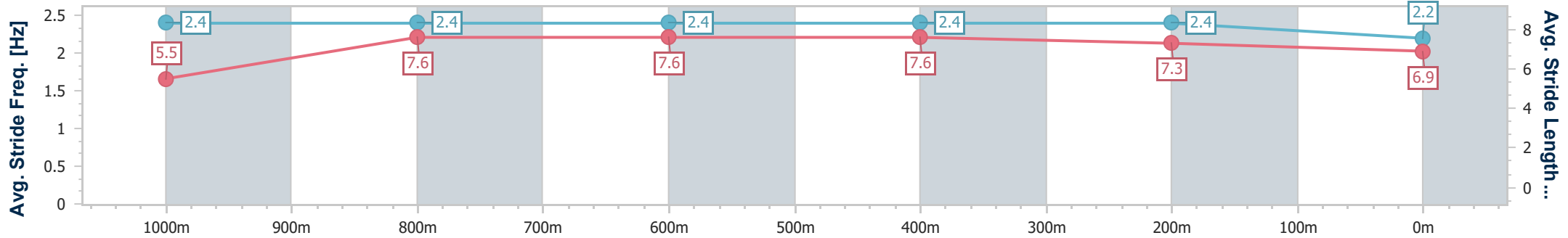
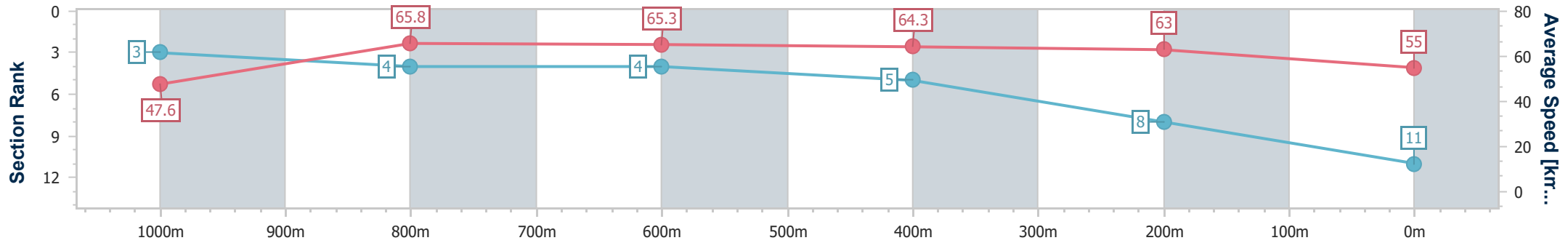
Sunshine Coast QLD Professional  
Race 10: EXPERIENCE GOLD COAST SUNLIGHT  
CONSOLATION - 1100m



04 January 2025 - 19:50

Track Rating: Soft 6, Weather: Fine, Rail Position: +6m Entire

Section	Overall	1000m	800m	600m	400m	200m
Section Times	1:05.74 [11] (0:07.62)	0:58.12 [3] (0:11.06)	0:47.06 [4] (0:11.19)	0:35.87 [4] (0:11.33)	0:24.54 [5] (0:11.44)	0:13.10 [8] (0:13.10)
Average Speed [km/h]	47.6	65.8	65.3	64.3	63.0	55.0
Top Speed [km/h]	62.7	67.0	66.6	65.9	64.7	59.8
Avg. Dist. to Rail [m]	9.9	3.8	2.7	2.2	4.6	6.9
Avg. Stride Freq. [Hz]	2.4	2.4	2.4	2.4	2.4	2.2
Avg. Stride Length [m]	5.5	7.6	7.6	7.6	7.3	6.9



- [ ] Ranking at each section and finish
- .-.- No data available at this section
- NA No data available



Horse/Jockey Name	Joy A Plenty
Final Rank	12
Fastest Section Time (Section)	0:07.84 (Overall)
Top Speed [km/h] (Section)	67.4 (1000m)
Race State	Finished



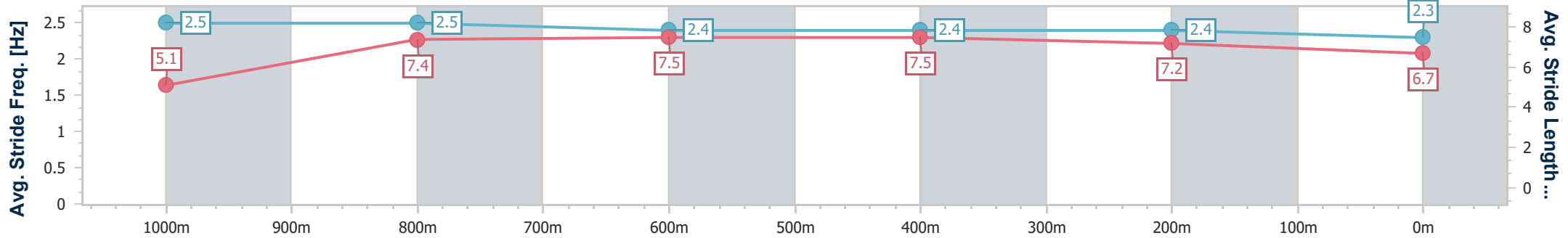
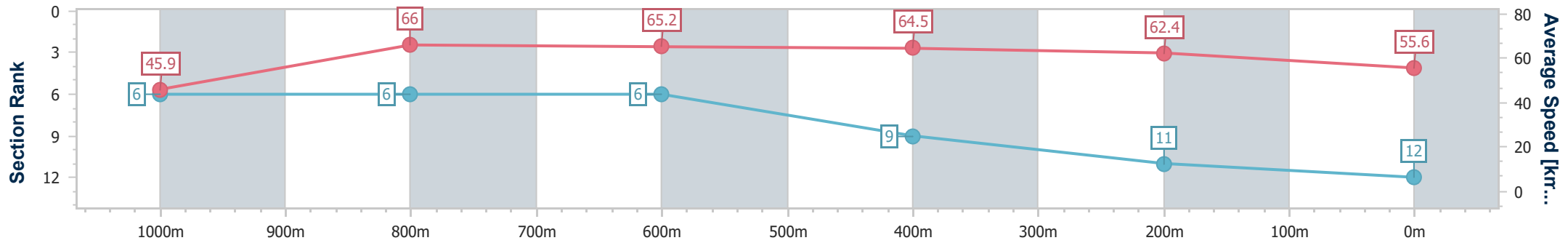
Sunshine Coast QLD Professional  
Race 10: EXPERIENCE GOLD COAST SUNLIGHT  
CONSOLATION - 1100m



04 January 2025 - 19:50

Track Rating: Soft 6, Weather: Fine, Rail Position: +6m Entire

Section	Overall	1000m	800m	600m	400m	200m
Section Times	1:05.94 [12] (0:07.84)	0:58.10 [6] (0:11.02)	0:47.08 [6] (0:11.23)	0:35.85 [6] (0:11.37)	0:24.48 [9] (0:11.50)	0:12.98 [11] (0:12.98)
Average Speed [km/h]	45.9	66.0	65.2	64.5	62.4	55.6
Top Speed [km/h]	64.5	67.4	66.3	66.0	64.9	59.6
Avg. Dist. to Rail [m]	12.5	5.4	2.5	3.1	6.8	4.9
Avg. Stride Freq. [Hz]	2.5	2.5	2.4	2.4	2.4	2.3
Avg. Stride Length [m]	5.1	7.4	7.5	7.5	7.2	6.7



- [ ] Ranking at each section and finish
- .-.- No data available at this section
- NA No data available