



Toowoomba QLD Professional

Race 2: CARPET ONE TOWOOMBA BENCHMARK 65 Handicap - 1300m

04 January 2025 - 17:20



Track Rating: Good 3, Weather: Fine, Rail Position: True

Section		Overall	1200m	1000m	800m	600m	400m	Last 600m				
Field Times		1:19.36 (0:08.60)	1:10.76 (0:11.47)	0:59.29 (0:11.79)	0:47.50 (0:11.92)	0:35.58 (0:11.81)	0:23.77 (0:11.82)	0:35.58				
Rank	TAB Horse/Jockey	Barrier	Top Speed [km/h]	Fastest Section	Distance Travelled [m]							
1	6 CHINCHILLA AHEAD Shania Willis	9	64.0 1200m	0:08.89 Overall	1:19.36 [1] (0:08.89)	1:10.47 [4] (0:11.40)	0:59.07 [3] (0:11.73)	0:47.34 [4] (0:11.82)	0:35.52 [3] (0:11.75)	0:23.77 [1] (0:11.82)	0:35.52	
2	10 SHOUTS ALL DAY Madeleine Wishart	5	63.5 1200m	0:09.03 Overall	1:19.61 [2] (0:09.03)	1:10.58 [6] (0:11.51)	0:59.07 [6] (0:11.79)	0:47.28 [6] (0:11.72)	0:35.56 [5] (0:11.78)	0:23.78 [4] (0:11.84)	0:35.56	-2
3	8 FIERY RING Montanna Savva	3	63.9 1200m	0:08.78 Overall	1:19.76 [3] (0:08.78)	1:10.98 [3] (0:11.56)	0:59.42 [4] (0:11.60)	0:47.82 [2] (0:11.84)	0:35.98 [1] (0:12.00)	0:23.98 [3] (0:11.83)	0:35.98	-2
4	2 TAKE A PICTURE Nathan Fazackerley	2	63.1 1200m	0:08.73 Overall	1:20.08 [4] (0:08.73)	1:11.35 [2] (0:11.54)	0:59.81 [2] (0:11.73)	0:48.08 [3] (0:11.94)	0:36.14 [4] (0:12.00)	0:24.14 [5] (0:11.81)	0:36.14	-9
5	11 PITAVAGO Nozi Tomizawa	8	65.2 1200m	0:09.38 Overall	1:20.17 [5] (0:09.38)	1:10.79 [8] (0:11.45)	0:59.34 [8] (0:11.82)	0:47.52 [8] (0:11.77)	0:35.75 [8] (0:11.65)	0:24.10 [6] (0:11.75)	0:35.75	-3
6	5 TRY EVERYTHING Les Tilley	7	64.1 1200m	0:09.23 Overall	1:20.35 [6] (0:09.23)	1:11.12 [7] (0:11.49)	0:59.63 [7] (0:11.85)	0:47.78 [7] (0:11.82)	0:35.96 [7] (0:11.96)	0:24.00 [8] (0:11.74)	0:35.96	-2
7	1 ONE 'N' ONLY Dylan Bennett	6	64.5 1200m	0:08.60 Overall	1:20.54 [7] (0:08.60)	1:11.94 [1] (0:11.47)	1:00.47 [1] (0:11.79)	0:48.68 [1] (0:11.94)	0:36.74 [2] (0:11.90)	0:24.84 [2] (0:12.05)	0:36.74	-9
8	12 OVERSEAS Rob Thorburn	1	64.0 1200m	0:08.90 Overall	1:21.24 [8] (0:08.90)	1:12.34 [5] (0:11.46)	1:00.88 [5] (0:11.96)	0:48.92 [5] (0:11.91)	0:37.01 [6] (0:12.01)	0:25.00 [7] (0:12.14)	0:37.01	-8

Scratched: Electric Arrow (#7), Good Times Again (#9), Billy's Bro (#3), Demon Delivera (#4), Prometio Mas (#13)

[] Ranking at each section and finish
 -:-:- No data available at this section
 NA No data available

SCN Saddle cloth number
 DNF Did not finish
 DNT Did not track



Toowoomba QLD Professional

Race 2: CARPET ONE TOOWOOMBA BENCHMARK 65 Handicap - 1300m

04 January 2025 - 17:20



Track Rating: Good 3, Weather: Fine, Rail Position: True

Section							200m			Last 600m
Field Times							0:11.95 (0:11.95)			0:35.58
Rank	TAB	Horse/Jockey	Barrier	Top Speed [km/h]	Fastest Section	Margin			Distance Travelled [m]	
1	6	CHINCHILLA AHEAD Shania Willis	9	64.0 1200m	0:08.89 Overall	0:11.95 [1] (0:11.95)	1:19.36			0:35.52
2	10	SHOUTS ALL DAY Madeleine Wishart	5	63.5 1200m	0:09.03 Overall	0:11.94 [3] (0:11.94)	1.3L			0:35.56 -2
3	8	FIERY RING Montanna Savva	3	63.9 1200m	0:08.78 Overall	0:12.15 [2] (0:12.15)	2.1L			0:35.98 -2
4	2	TAKE A PICTURE Nathan Fazackerley	2	63.1 1200m	0:08.73 Overall	0:12.33 [5] (0:12.33)	3.9L			0:36.14 -9
5	11	PITAVAGO Nozi Tomizawa	8	65.2 1200m	0:09.38 Overall	0:12.35 [6] (0:12.35)	4.4L			0:35.75 -3
6	5	TRY EVERYTHING Les Tilley	7	64.1 1200m	0:09.23 Overall	0:12.26 [7] (0:12.26)	5.4L			0:35.96 -2
7	1	ONE 'N' ONLY Dylan Bennett	6	64.5 1200m	0:08.60 Overall	0:12.79 [4] (0:12.79)	6.4L			0:36.74 -9
8	12	OVERSEAS Rob Thorburn	1	64.0 1200m	0:08.90 Overall	0:12.86 [8] (0:12.86)	10.4L			0:37.01 -8

Scratched: Electric Arrow (#7), Good Times Again (#9), Billy's Bro (#3), Demon Delivera (#4), Prometio Mas (#13)

[] Ranking at each section and finish
 -:-:- No data available at this section
 NA No data available

SCN Saddle cloth number
 DNF Did not finish
 DNT Did not track



Horse/Jockey Name	Chinchilla Ahead
Final Rank	1
Fastest Section Time (Section)	0:08.89 (Overall)
Top Speed [km/h] (Section)	64.0 (1200m)
Race State	Finished



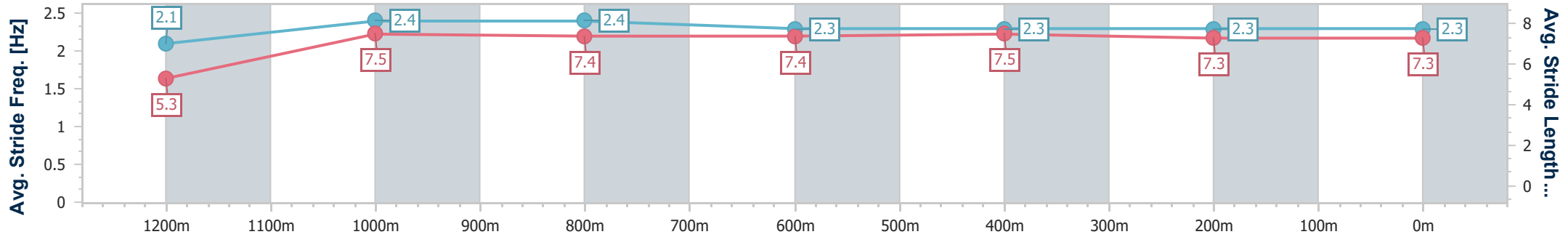
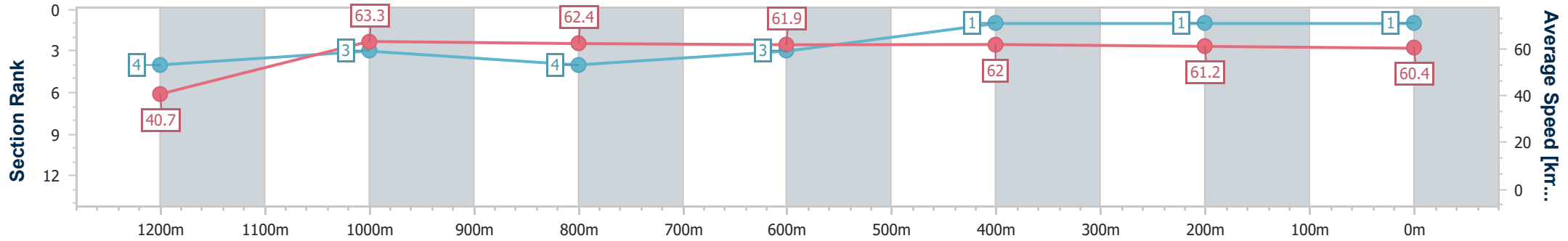
Toowoomba QLD Professional
Race 2: CARPET ONE TOOWOOMBA BENCHMARK 65
Handicap - 1300m



04 January 2025 - 17:20

Track Rating: Good 3, Weather: Fine, Rail Position: True

Section	Overall	1200m	1000m	800m	600m	400m	200m
Section Times	1:19.36 [1] (0:08.89)	1:10.47 [4] (0:11.40)	0:59.07 [3] (0:11.73)	0:47.34 [4] (0:11.82)	0:35.52 [3] (0:11.75)	0:23.77 [1] (0:11.82)	0:11.95 [1] (0:11.95)
Average Speed [km/h]	40.7	63.3	62.4	61.9	62.0	61.2	60.4
Top Speed [km/h]	61.5	64.0	63.3	62.7	62.7	62.9	61.6
Avg. Dist. to Rail [m]	9.8	4.4	4.4	4.7	2.7	2.2	2.6
Avg. Stride Freq. [Hz]	2.1	2.4	2.4	2.3	2.3	2.3	2.3
Avg. Stride Length [m]	5.3	7.5	7.4	7.4	7.5	7.3	7.3



- [] Ranking at each section and finish
- .-.- No data available at this section
- NA No data available



Horse/Jockey Name	Shouts All Day
Final Rank	2
Fastest Section Time (Section)	0:09.03 (Overall)
Top Speed [km/h] (Section)	63.5 (1200m)
Race State	Finished



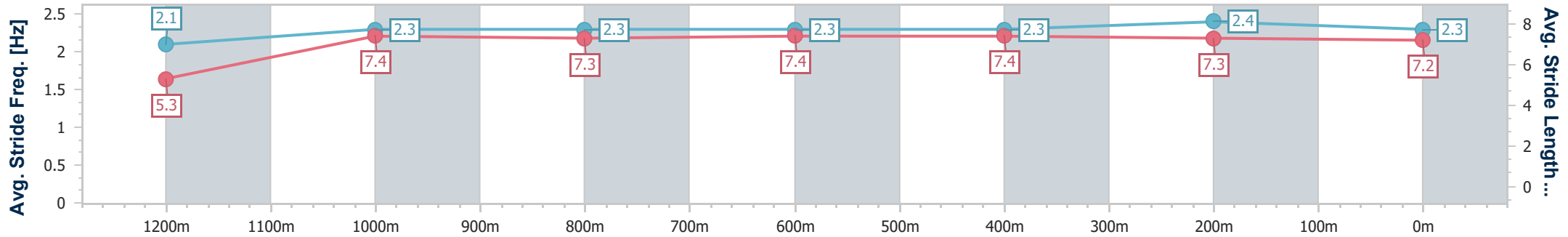
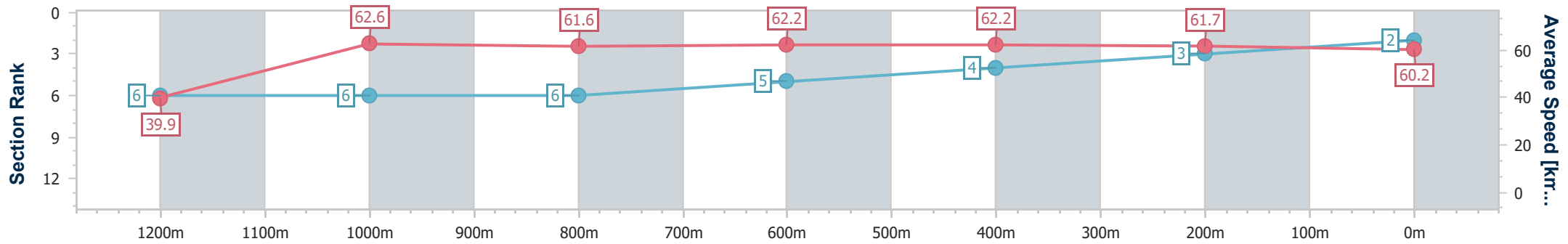
Toowoomba QLD Professional
Race 2: CARPET ONE TOWOOMBA BENCHMARK 65
Handicap - 1300m



04 January 2025 - 17:20

Track Rating: Good 3, Weather: Fine, Rail Position: True

Section	Overall	1200m	1000m	800m	600m	400m	200m
Section Times	1:19.61 [2] (0:09.03)	1:10.58 [6] (0:11.51)	0:59.07 [6] (0:11.79)	0:47.28 [6] (0:11.72)	0:35.56 [5] (0:11.78)	0:23.78 [4] (0:11.84)	0:11.94 [3] (0:11.94)
Average Speed [km/h]	39.9	62.6	61.6	62.2	62.2	61.7	60.2
Top Speed [km/h]	60.6	63.5	62.8	63.4	63.4	62.7	60.8
Avg. Dist. to Rail [m]	5.4	2.0	2.2	4.0	3.9	3.5	2.2
Avg. Stride Freq. [Hz]	2.1	2.3	2.3	2.3	2.3	2.4	2.3
Avg. Stride Length [m]	5.3	7.4	7.3	7.4	7.4	7.3	7.2



- [] Ranking at each section and finish
- .-.- No data available at this section
- NA No data available



Horse/Jockey Name	Fiery Ring
Final Rank	3
Fastest Section Time (Section)	0:08.78 (Overall)
Top Speed [km/h] (Section)	63.9 (1200m)
Race State	Finished



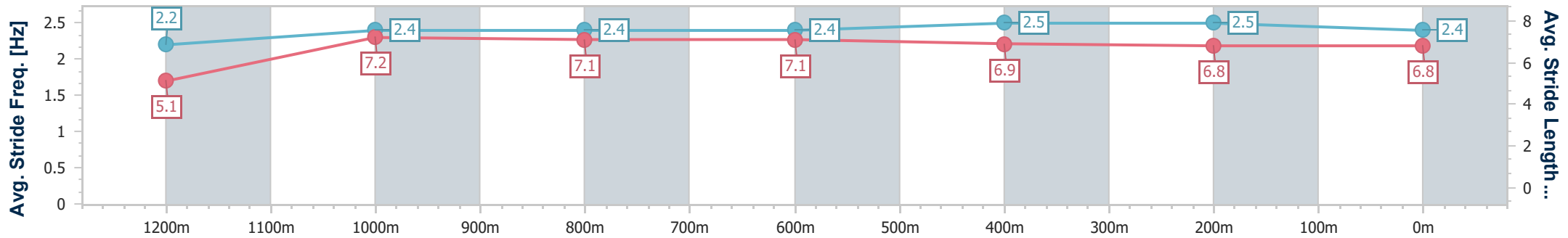
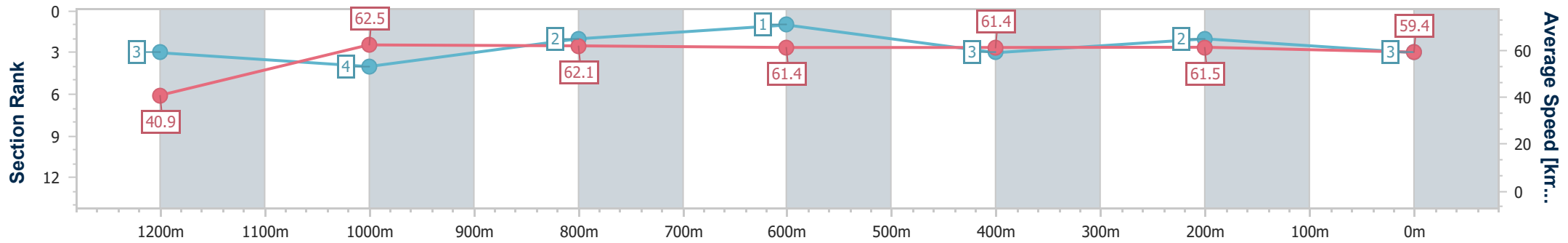
Toowoomba QLD Professional
Race 2: CARPET ONE TOWOOMBA BENCHMARK 65
Handicap - 1300m



04 January 2025 - 17:20

Track Rating: Good 3, Weather: Fine, Rail Position: True

Section	Overall	1200m	1000m	800m	600m	400m	200m
Section Times	1:19.76 [3] (0:08.78)	1:10.98 [3] (0:11.56)	0:59.42 [4] (0:11.60)	0:47.82 [2] (0:11.84)	0:35.98 [1] (0:12.00)	0:23.98 [3] (0:11.83)	0:12.15 [2] (0:12.15)
Average Speed [km/h]	40.9	62.5	62.1	61.4	61.4	61.5	59.4
Top Speed [km/h]	61.3	63.9	62.7	63.4	61.8	63.3	60.7
Avg. Dist. to Rail [m]	3.4	0.5	1.0	3.3	4.0	3.1	1.4
Avg. Stride Freq. [Hz]	2.2	2.4	2.4	2.4	2.5	2.5	2.4
Avg. Stride Length [m]	5.1	7.2	7.1	7.1	6.9	6.8	6.8



- [] Ranking at each section and finish
- .-.- No data available at this section
- NA No data available



Horse/Jockey Name	Take A Picture
Final Rank	4
Fastest Section Time (Section)	0:08.73 (Overall)
Top Speed [km/h] (Section)	63.1 (1200m)
Race State	Finished



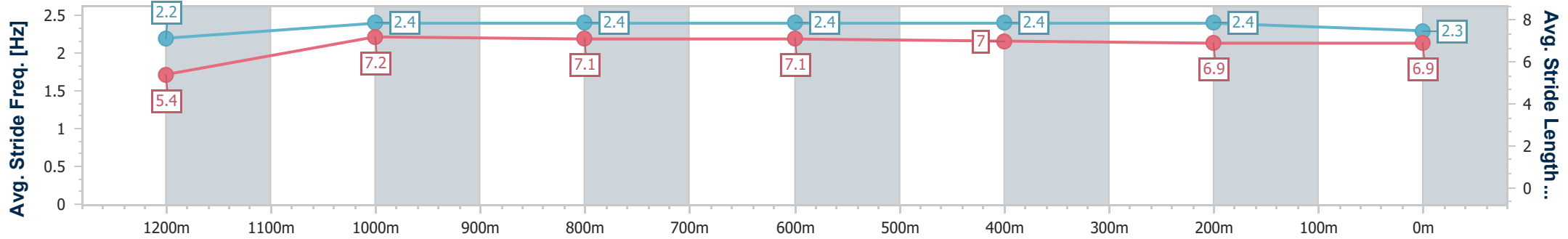
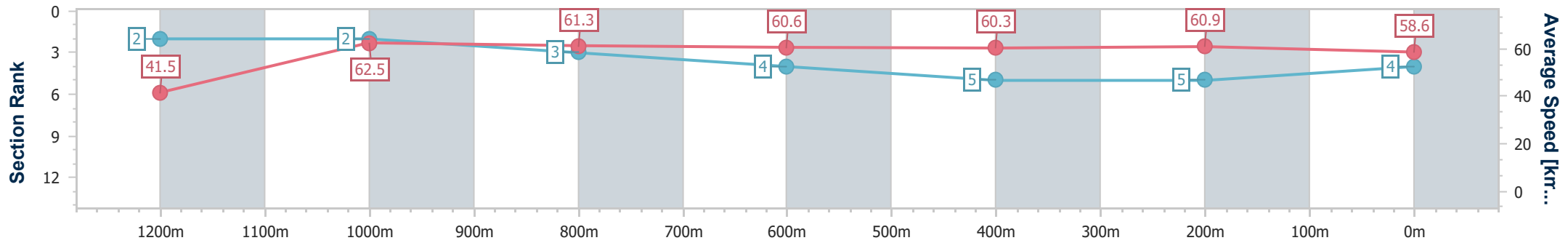
Toowoomba QLD Professional
Race 2: CARPET ONE TOWOOMBA BENCHMARK 65
Handicap - 1300m



04 January 2025 - 17:20

Track Rating: Good 3, Weather: Fine, Rail Position: True

Section	Overall	1200m	1000m	800m	600m	400m	200m
Section Times	1:20.08 [4] (0:08.73)	1:11.35 [2] (0:11.54)	0:59.81 [2] (0:11.73)	0:48.08 [3] (0:11.94)	0:36.14 [4] (0:12.00)	0:24.14 [5] (0:11.81)	0:12.33 [5] (0:12.33)
Average Speed [km/h]	41.5	62.5	61.3	60.6	60.3	60.9	58.6
Top Speed [km/h]	61.4	63.1	62.4	62.4	61.9	61.6	60.5
Avg. Dist. to Rail [m]	4.6	1.4	0.5	1.6	1.2	0.6	1.3
Avg. Stride Freq. [Hz]	2.2	2.4	2.4	2.4	2.4	2.4	2.3
Avg. Stride Length [m]	5.4	7.2	7.1	7.1	7.0	6.9	6.9



- [] Ranking at each section and finish
- .-.- No data available at this section
- NA No data available



Horse/Jockey Name	Pitavago
Final Rank	5
Fastest Section Time (Section)	0:09.38 (Overall)
Top Speed [km/h] (Section)	65.2 (1200m)
Race State	Finished



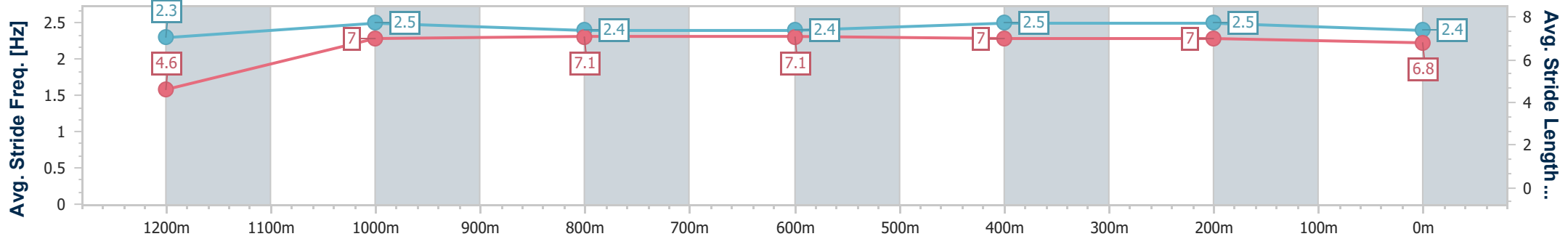
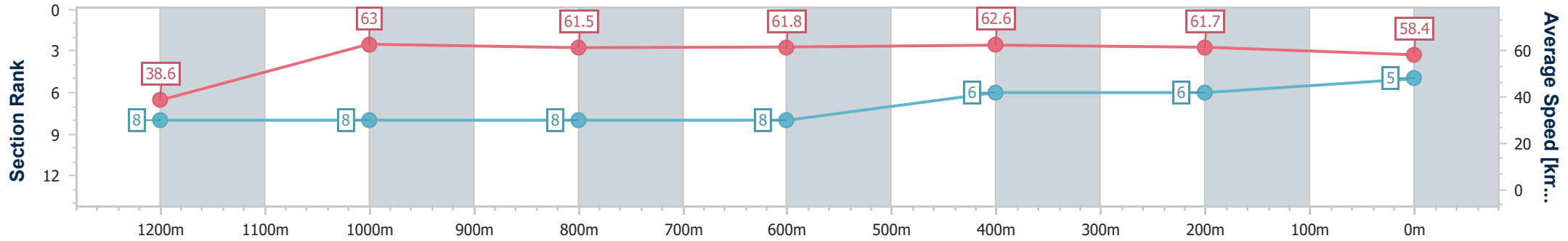
Toowoomba QLD Professional
Race 2: CARPET ONE TOWOOMBA BENCHMARK 65
Handicap - 1300m



04 January 2025 - 17:20

Track Rating: Good 3, Weather: Fine, Rail Position: True

Section	Overall	1200m	1000m	800m	600m	400m	200m
Section Times	1:20.17 [5] (0:09.38)	1:10.79 [8] (0:11.45)	0:59.34 [8] (0:11.82)	0:47.52 [8] (0:11.77)	0:35.75 [8] (0:11.65)	0:24.10 [6] (0:11.75)	0:12.35 [6] (0:12.35)
Average Speed [km/h]	38.6	63.0	61.5	61.8	62.6	61.7	58.4
Top Speed [km/h]	59.9	65.2	63.3	63.6	63.2	62.2	61.2
Avg. Dist. to Rail [m]	8.7	3.3	3.0	3.2	2.6	1.5	2.0
Avg. Stride Freq. [Hz]	2.3	2.5	2.4	2.4	2.5	2.5	2.4
Avg. Stride Length [m]	4.6	7.0	7.1	7.1	7.0	7.0	6.8



- [] Ranking at each section and finish
- .-.- No data available at this section
- NA No data available



Horse/Jockey Name	Try Everything
Final Rank	6
Fastest Section Time (Section)	0:09.23 (Overall)
Top Speed [km/h] (Section)	64.1 (1200m)
Race State	Finished



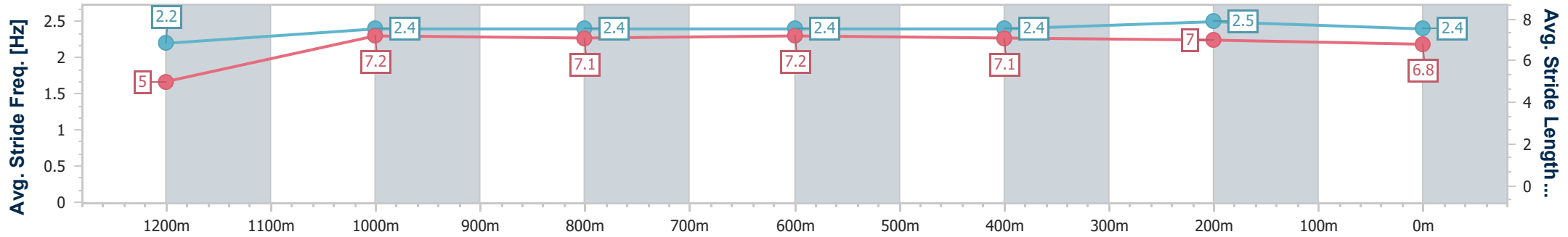
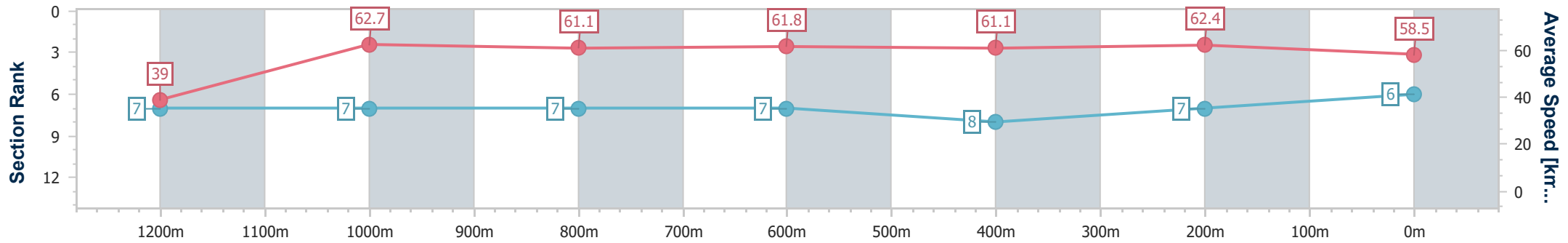
Toowoomba QLD Professional
Race 2: CARPET ONE TOOWOOMBA BENCHMARK 65
Handicap - 1300m



04 January 2025 - 17:20

Track Rating: Good 3, Weather: Fine, Rail Position: True

Section	Overall	1200m	1000m	800m	600m	400m	200m
Section Times	1:20.35 [6] (0:09.23)	1:11.12 [7] (0:11.49)	0:59.63 [7] (0:11.85)	0:47.78 [7] (0:11.82)	0:35.96 [7] (0:11.96)	0:24.00 [8] (0:11.74)	0:12.26 [7] (0:12.26)
Average Speed [km/h]	39.0	62.7	61.1	61.8	61.1	62.4	58.5
Top Speed [km/h]	58.6	64.1	62.4	62.6	62.6	62.7	61.8
Avg. Dist. to Rail [m]	8.8	1.9	1.8	3.6	3.1	4.4	4.2
Avg. Stride Freq. [Hz]	2.2	2.4	2.4	2.4	2.4	2.5	2.4
Avg. Stride Length [m]	5.0	7.2	7.1	7.2	7.1	7.0	6.8



- [] Ranking at each section and finish
- .-.- No data available at this section
- NA No data available



Horse/Jockey Name	One 'N' Only
Final Rank	7
Fastest Section Time (Section)	0:08.60 (Overall)
Top Speed [km/h] (Section)	64.5 (1200m)
Race State	Finished



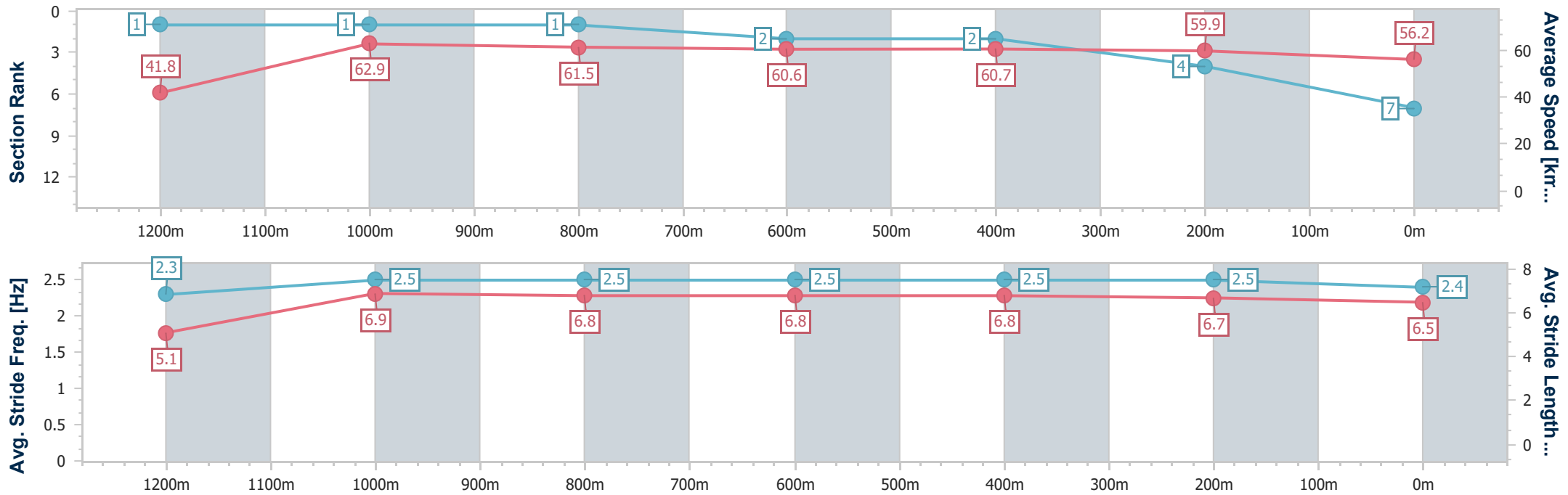
Toowoomba QLD Professional
Race 2: CARPET ONE TOWOOMBA BENCHMARK 65
Handicap - 1300m



04 January 2025 - 17:20

Track Rating: Good 3, Weather: Fine, Rail Position: True

Section	Overall	1200m	1000m	800m	600m	400m	200m
Section Times	1:20.54 [7] (0:08.60)	1:11.94 [1] (0:11.47)	1:00.47 [1] (0:11.79)	0:48.68 [1] (0:11.94)	0:36.74 [2] (0:11.90)	0:24.84 [2] (0:12.05)	0:12.79 [4] (0:12.79)
Average Speed [km/h]	41.8	62.9	61.5	60.6	60.7	59.9	56.2
Top Speed [km/h]	61.6	64.5	62.4	62.6	61.7	61.5	57.7
Avg. Dist. to Rail [m]	9.6	4.7	2.0	2.0	0.5	0.4	0.7
Avg. Stride Freq. [Hz]	2.3	2.5	2.5	2.5	2.5	2.5	2.4
Avg. Stride Length [m]	5.1	6.9	6.8	6.8	6.8	6.7	6.5





Horse/Jockey Name	Overseas
Final Rank	8
Fastest Section Time (Section)	0:08.90 (Overall)
Top Speed [km/h] (Section)	64.0 (1200m)
Race State	Finished



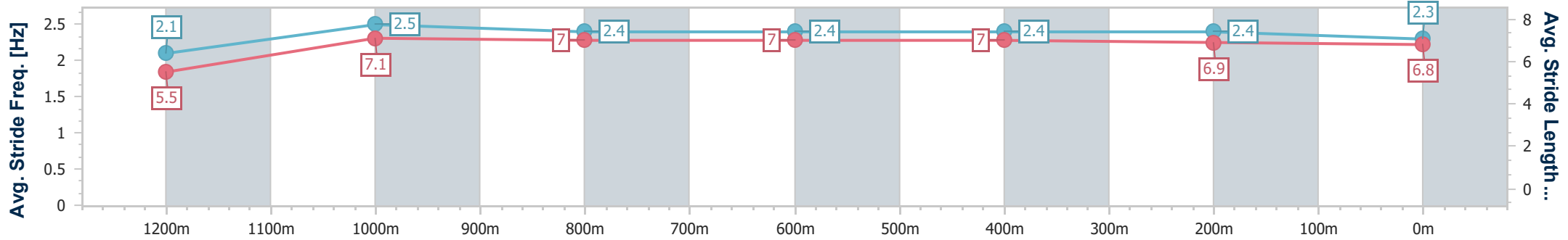
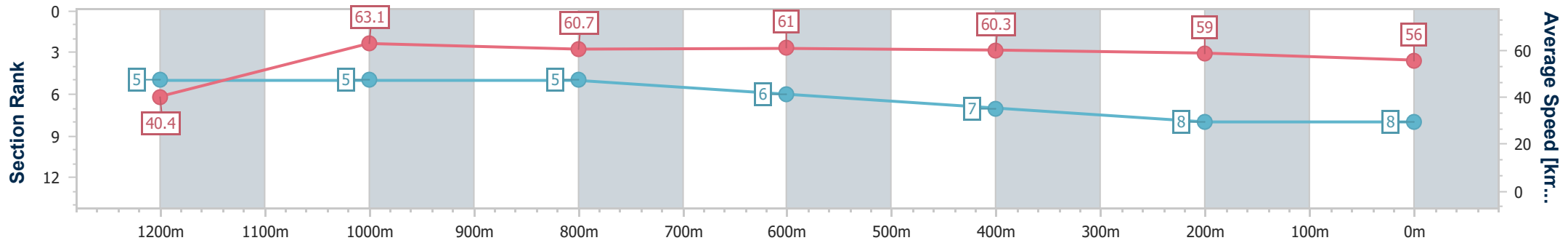
Toowoomba QLD Professional
Race 2: CARPET ONE TOWOOMBA BENCHMARK 65
Handicap - 1300m



04 January 2025 - 17:20

Track Rating: Good 3, Weather: Fine, Rail Position: True

Section	Overall	1200m	1000m	800m	600m	400m	200m
Section Times	1:21.24 [8] (0:08.90)	1:12.34 [5] (0:11.46)	1:00.88 [5] (0:11.96)	0:48.92 [5] (0:11.91)	0:37.01 [6] (0:12.01)	0:25.00 [7] (0:12.14)	0:12.86 [8] (0:12.86)
Average Speed [km/h]	40.4	63.1	60.7	61.0	60.3	59.0	56.0
Top Speed [km/h]	59.9	64.0	62.0	62.5	61.4	60.2	57.5
Avg. Dist. to Rail [m]	4.9	1.1	2.4	2.9	0.8	0.4	1.6
Avg. Stride Freq. [Hz]	2.1	2.5	2.4	2.4	2.4	2.4	2.3
Avg. Stride Length [m]	5.5	7.1	7.0	7.0	7.0	6.9	6.8



- [] Ranking at each section and finish
- .-.- No data available at this section
- NA No data available