



Toowoomba QLD Professional

Race 3: MNP SECURITY Class 1 Handicap - 1000m

04 January 2025 - 17:56



Track Rating: Good 3, Weather: Fine, Rail Position: True

Section		Overall	800m	600m	400m	200m	Last 600m					
Field Times		0:59.65 (0:13.30)	0:46.35 (0:10.59)	0:35.76 (0:11.43)	0:24.33 (0:12.06)	0:12.27 (0:12.27)	0:35.76					
Rank	TAB Horse/Jockey	Barrier	Top Speed [km/h]	Fastest Section	Margin					Distance Travelled [m]		
1	8 BURNETT Chris Whiteley	1	67.6 800m	0:10.93 800m	0:59.65 [1] (0:13.53)	0:46.12 [6] (0:10.93)	0:35.19 [5] (0:11.38)	0:23.81 [5] (0:11.89)	0:11.92 [4] (0:11.92)	0:59.65	0:35.19	
2	9 TOUTE SWEET Les Tilley	9	69.5 Overall	0:10.73 800m	0:59.87 [2] (0:13.35)	0:46.52 [2] (0:10.73)	0:35.79 [2] (0:11.36)	0:24.43 [3] (0:11.94)	0:12.49 [1] (0:12.49)	1.3L	0:35.79	+0
3	3 KEWELL Chelsea Baker	4	67.6 800m	0:10.90 800m	0:59.96 [3] (0:13.82)	0:46.14 [8] (0:10.90)	0:35.24 [9] (0:11.33)	0:23.91 [8] (0:11.70)	0:12.21 [5] (0:12.21)	1.8L	0:35.24	+1
4	5 BUTT HEADS Nozi Tomizawa	5	68.5 800m	0:10.80 800m	1:00.20 [4] (0:13.86)	0:46.34 [9] (0:10.80)	0:35.54 [8] (0:11.36)	0:24.18 [7] (0:11.81)	0:12.37 [7] (0:12.37)	3.1L	0:35.54	-5
5	11 BLUE EYE DAME Montanna Savva	3	69.1 Overall	0:11.04 800m	1:00.22 [5] (0:13.44)	0:46.78 [3] (0:11.04)	0:35.74 [6] (0:11.49)	0:24.25 [6] (0:11.90)	0:12.35 [8] (0:12.35)	3.2L	0:35.74	-1
6	1 JUNGLE JUICE Shania Willis	6	69.7 800m	0:10.59 800m	1:00.26 [6] (0:13.30)	0:46.96 [1] (0:10.59)	0:36.37 [1] (0:11.52)	0:24.85 [2] (0:12.07)	0:12.78 [2] (0:12.78)	3.4L	0:36.37	-1
7	2 CHARMED PASSAGE Wayne O'Connell	7	68.3 800m	0:10.85 800m	1:00.31 [7] (0:13.46)	0:46.85 [4] (0:10.85)	0:36.00 [4] (0:11.39)	0:24.61 [4] (0:12.01)	0:12.60 [3] (0:12.60)	3.6L	0:36.00	+2
8	6 HER EXPENSE Simon Miller	2	76.2 600m	0:10.71 800m	1:00.32 [8] (0:13.47)	0:46.85 [5] (0:10.71)	0:36.14 [3] (0:11.14)	0:25.00 [1] (0:12.48)	0:12.52 [6] (0:12.52)	3.7L	0:36.14	+13
9	12 SISTER GEORGIA Madeleine Wishart	8	67.7 800m	0:10.96 800m	1:01.05 [9] (0:13.69)	0:47.36 [7] (0:10.96)	0:36.40 [7] (0:11.48)	0:24.92 [9] (0:12.17)	0:12.75 [9] (0:12.75)	8L	0:36.40	+2

Scratched: Mad Mission (#13), Like Smoke (#4), Our Drummer (#7), Paper Cowboy (#10), Goose Step (#14)



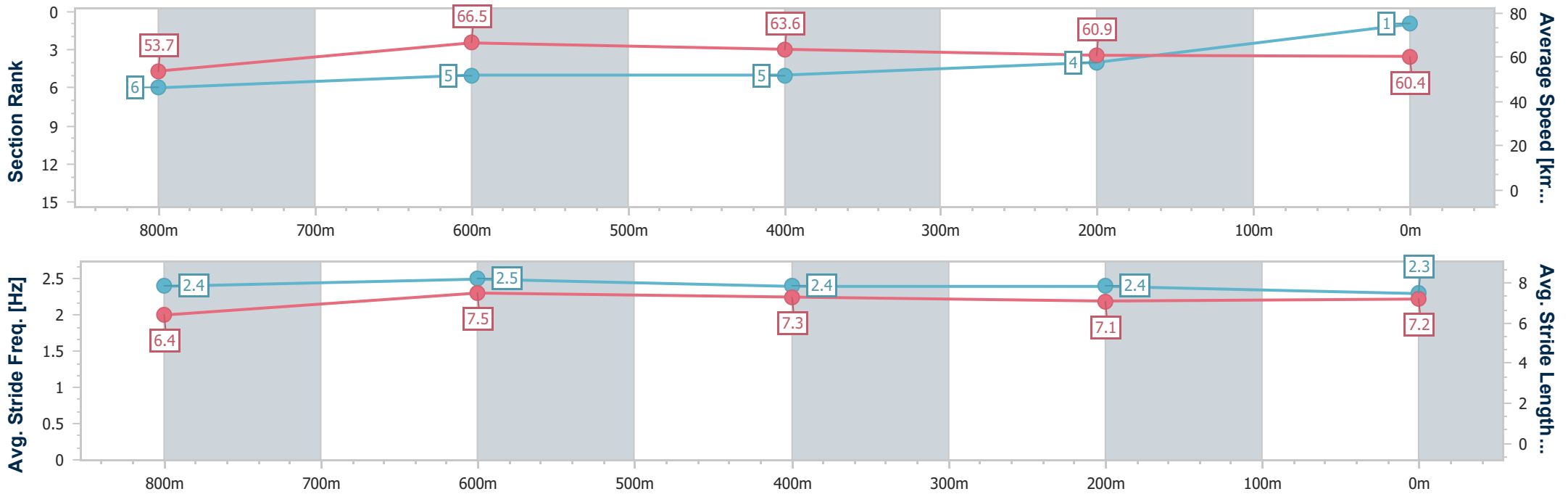
Horse/Jockey Name	Burnett
Final Rank	1
Fastest Section Time (Section)	0:10.93 (800m)
Top Speed [km/h] (Section)	67.6 (800m)
Race State	Finished



Toowoomba QLD Professional
 Race 3: MNP SECURITY Class 1 Handicap - 1000m
 04 January 2025 - 17:56
 Track Rating: Good 3, Weather: Fine, Rail Position: True



Section	Overall	800m	600m	400m	200m
Section Times	0:59.65 [1] (0:13.53)	0:46.12 [6] (0:10.93)	0:35.19 [5] (0:11.38)	0:23.81 [5] (0:11.89)	0:11.92 [4] (0:11.92)
Average Speed [km/h]	53.7	66.5	63.6	60.9	60.4
Top Speed [km/h]	66.3	67.6	67.1	62.9	61.8
Avg. Dist. to Rail [m]	5.0	1.6	0.8	2.6	3.7
Avg. Stride Freq. [Hz]	2.4	2.5	2.4	2.4	2.3
Avg. Stride Length [m]	6.4	7.5	7.3	7.1	7.2



- [] Ranking at each section and finish
- .-.- No data available at this section
- NA No data available



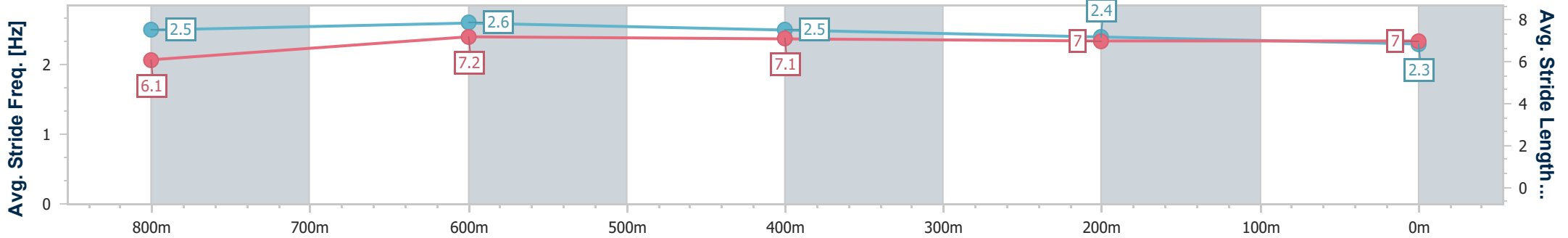
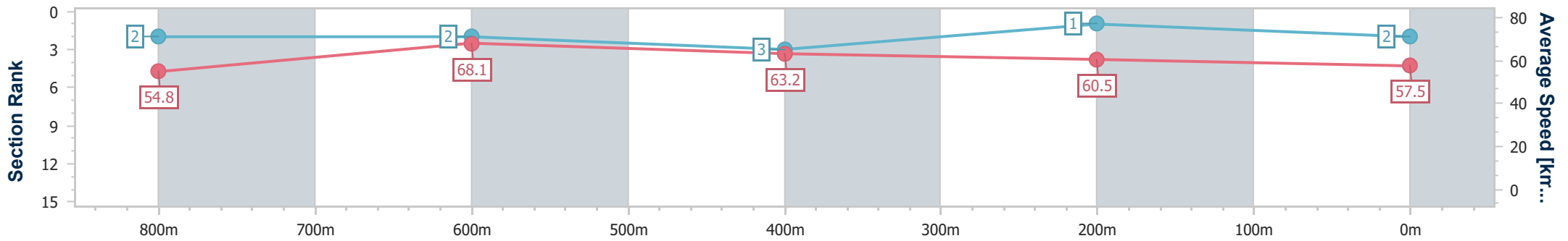
Horse/Jockey Name	Toute Sweet
Final Rank	2
Fastest Section Time (Section)	0:10.73 (800m)
Top Speed [km/h] (Section)	69.5 (Overall)
Race State	Finished



Toowoomba QLD Professional
 Race 3: MNP SECURITY Class 1 Handicap - 1000m
 04 January 2025 - 17:56
 Track Rating: Good 3, Weather: Fine, Rail Position: True



Section	Overall	800m	600m	400m	200m
Section Times	0:59.87 [2] (0:13.35)	0:46.52 [2] (0:10.73)	0:35.79 [2] (0:11.36)	0:24.43 [3] (0:11.94)	0:12.49 [1] (0:12.49)
Average Speed [km/h]	54.8	68.1	63.2	60.5	57.5
Top Speed [km/h]	69.5	69.5	66.0	62.6	59.4
Avg. Dist. to Rail [m]	9.1	2.9	0.4	0.8	1.8
Avg. Stride Freq. [Hz]	2.5	2.6	2.5	2.4	2.3
Avg. Stride Length [m]	6.1	7.2	7.1	7.0	7.0



- [] Ranking at each section and finish
- .-.- No data available at this section
- NA No data available



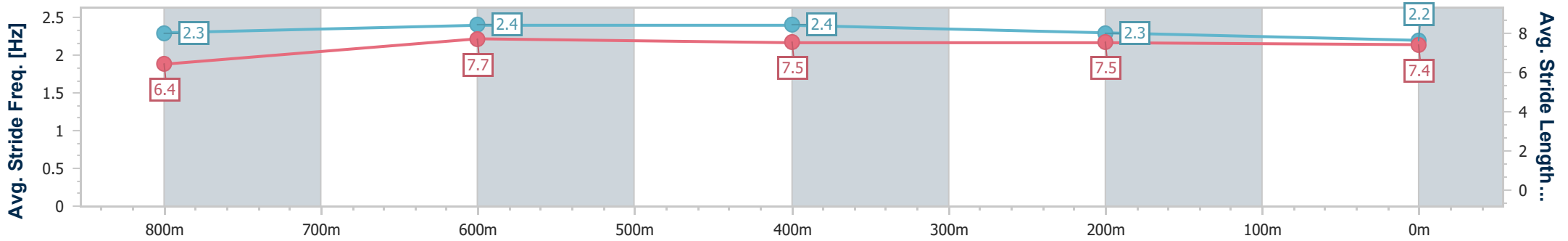
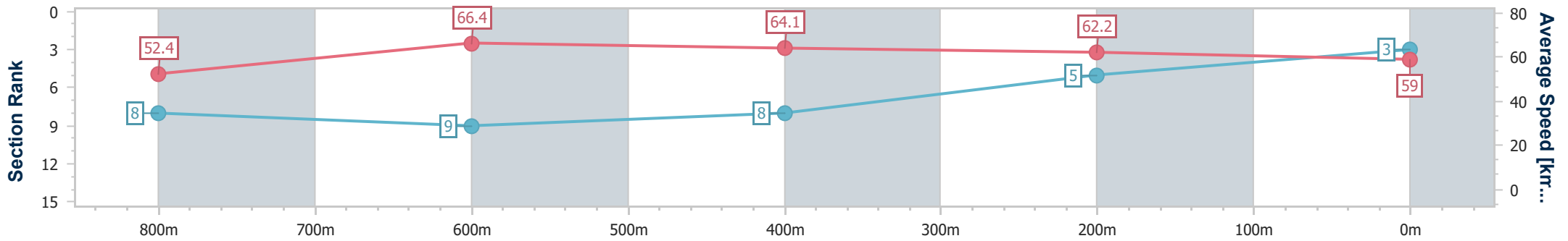
Horse/Jockey Name	Kewell
Final Rank	3
Fastest Section Time (Section)	0:10.90 (800m)
Top Speed [km/h] (Section)	67.6 (800m)
Race State	Finished



Toowoomba QLD Professional
 Race 3: MNP SECURITY Class 1 Handicap - 1000m
 04 January 2025 - 17:56
 Track Rating: Good 3, Weather: Fine, Rail Position: True



Section	Overall	800m	600m	400m	200m
Section Times	0:59.96 [3] (0:13.82)	0:46.14 [8] (0:10.90)	0:35.24 [9] (0:11.33)	0:23.91 [8] (0:11.70)	0:12.21 [5] (0:12.21)
Average Speed [km/h]	52.4	66.4	64.1	62.2	59.0
Top Speed [km/h]	67.3	67.6	66.6	63.6	62.3
Avg. Dist. to Rail [m]	4.4	1.4	1.3	4.1	4.7
Avg. Stride Freq. [Hz]	2.3	2.4	2.4	2.3	2.2
Avg. Stride Length [m]	6.4	7.7	7.5	7.5	7.4



- [] Ranking at each section and finish
- .-.- No data available at this section
- NA No data available



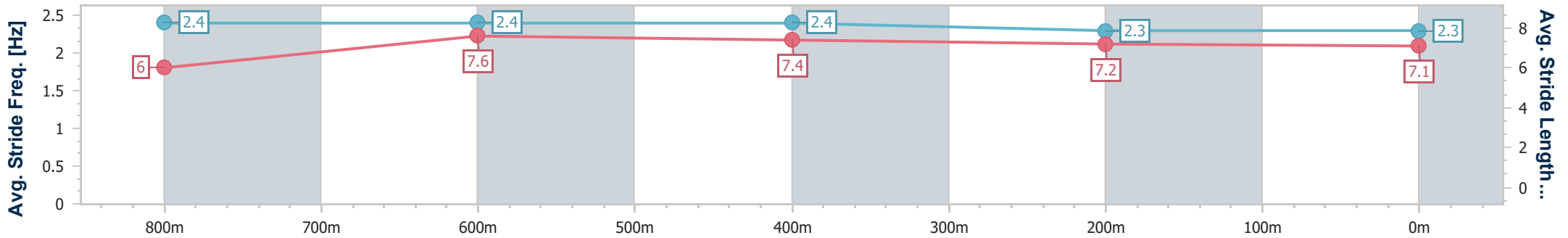
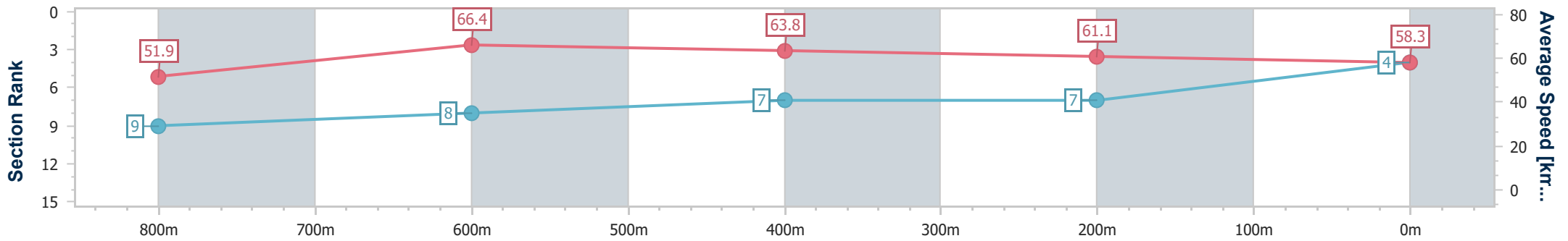
Horse/Jockey Name	Butt Heads
Final Rank	4
Fastest Section Time (Section)	0:10.80 (800m)
Top Speed [km/h] (Section)	68.5 (800m)
Race State	Finished



Toowoomba QLD Professional
 Race 3: MNP SECURITY Class 1 Handicap - 1000m
 04 January 2025 - 17:56
 Track Rating: Good 3, Weather: Fine, Rail Position: True



Section	Overall	800m	600m	400m	200m
Section Times	1:00.20 [4] (0:13.86)	0:46.34 [9] (0:10.80)	0:35.54 [8] (0:11.36)	0:24.18 [7] (0:11.81)	0:12.37 [7] (0:12.37)
Average Speed [km/h]	51.9	66.4	63.8	61.1	58.3
Top Speed [km/h]	67.1	68.5	66.3	62.3	60.5
Avg. Dist. to Rail [m]	2.1	0.8	1.5	0.8	0.9
Avg. Stride Freq. [Hz]	2.4	2.4	2.4	2.3	2.3
Avg. Stride Length [m]	6.0	7.6	7.4	7.2	7.1



- [] Ranking at each section and finish
- .-.- No data available at this section
- NA No data available



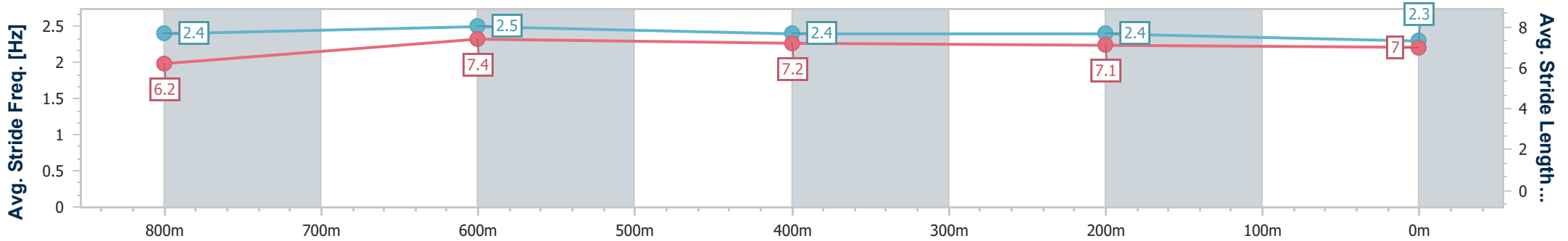
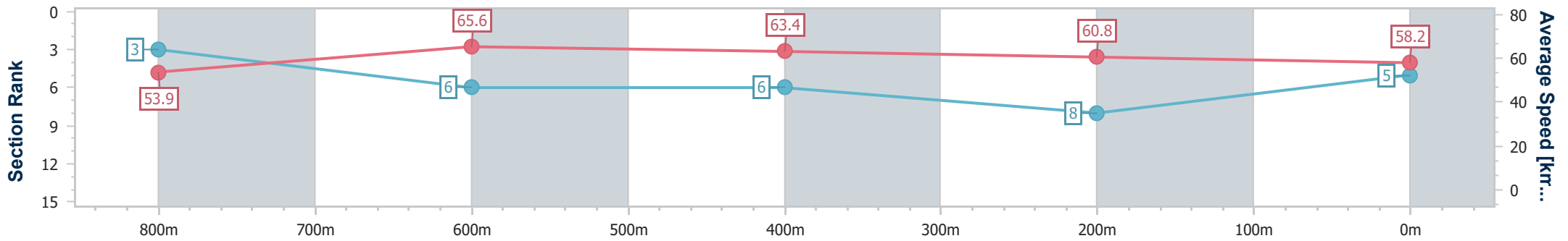
Horse/Jockey Name	Blue Eye Dame
Final Rank	5
Fastest Section Time (Section)	0:11.04 (800m)
Top Speed [km/h] (Section)	69.1 (Overall)
Race State	Finished



Toowoomba QLD Professional
 Race 3: MNP SECURITY Class 1 Handicap - 1000m
 04 January 2025 - 17:56
 Track Rating: Good 3, Weather: Fine, Rail Position: True



Section	Overall	800m	600m	400m	200m
Section Times	1:00.22 [5] (0:13.44)	0:46.78 [3] (0:11.04)	0:35.74 [6] (0:11.49)	0:24.25 [6] (0:11.90)	0:12.35 [8] (0:12.35)
Average Speed [km/h]	53.9	65.6	63.4	60.8	58.2
Top Speed [km/h]	69.1	66.8	66.6	63.3	60.0
Avg. Dist. to Rail [m]	3.6	1.9	2.3	1.8	1.2
Avg. Stride Freq. [Hz]	2.4	2.5	2.4	2.4	2.3
Avg. Stride Length [m]	6.2	7.4	7.2	7.1	7.0



- [] Ranking at each section and finish
- .-.- No data available at this section
- NA No data available



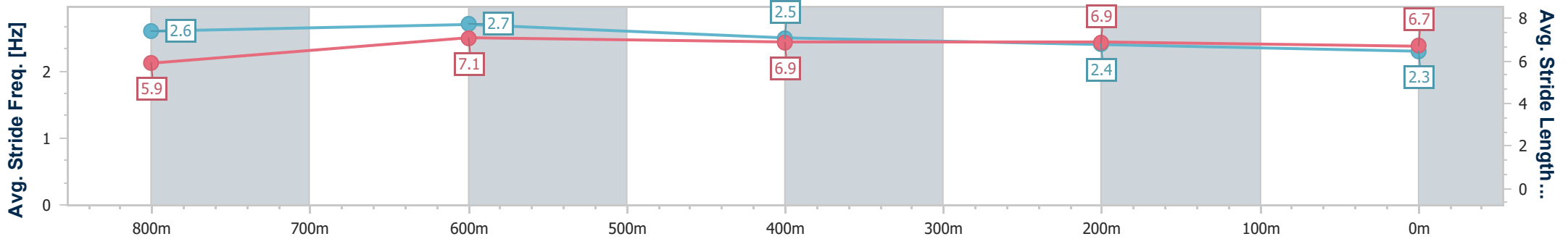
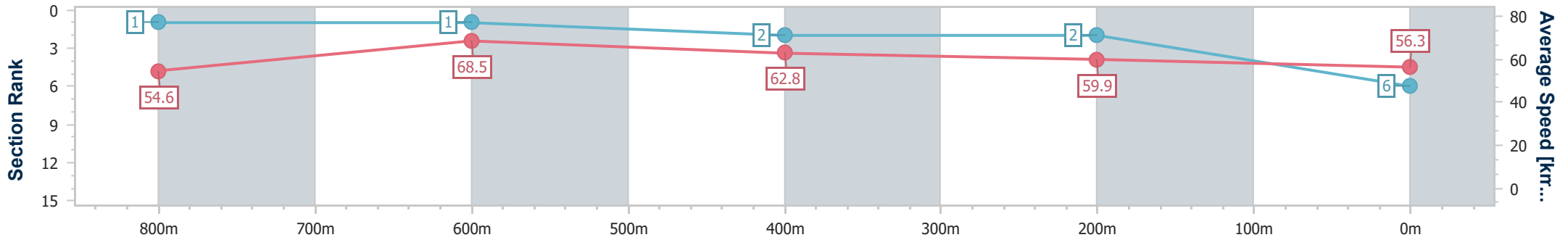
Horse/Jockey Name	Jungle Juice
Final Rank	6
Fastest Section Time (Section)	0:10.59 (800m)
Top Speed [km/h] (Section)	69.7 (800m)
Race State	Finished



Toowoomba QLD Professional
 Race 3: MNP SECURITY Class 1 Handicap - 1000m
 04 January 2025 - 17:56
 Track Rating: Good 3, Weather: Fine, Rail Position: True



Section	Overall	800m	600m	400m	200m
Section Times	1:00.26 [6] (0:13.30)	0:46.96 [1] (0:10.59)	0:36.37 [1] (0:11.52)	0:24.85 [2] (0:12.07)	0:12.78 [2] (0:12.78)
Average Speed [km/h]	54.6	68.5	62.8	59.9	56.3
Top Speed [km/h]	69.6	69.7	68.2	61.2	58.4
Avg. Dist. to Rail [m]	3.8	1.7	1.5	0.7	0.5
Avg. Stride Freq. [Hz]	2.6	2.7	2.5	2.4	2.3
Avg. Stride Length [m]	5.9	7.1	6.9	6.9	6.7



- [] Ranking at each section and finish
- .-.- No data available at this section
- NA No data available



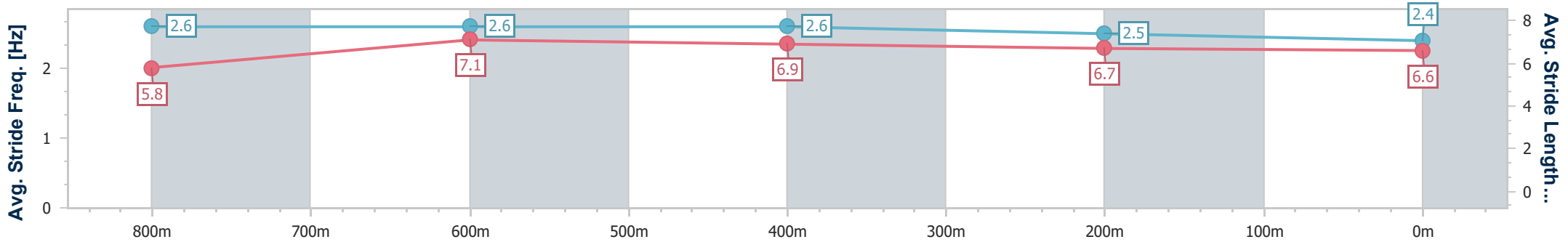
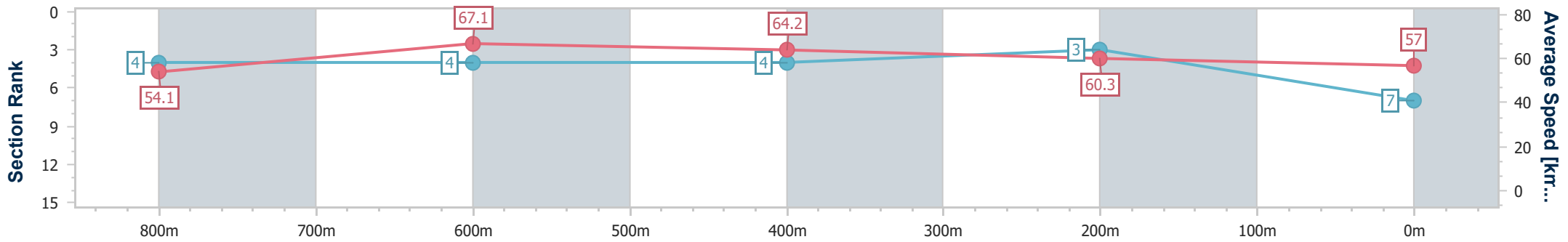
Horse/Jockey Name	Charmed Passage
Final Rank	7
Fastest Section Time (Section)	0:10.85 (800m)
Top Speed [km/h] (Section)	68.3 (800m)
Race State	Finished



Toowoomba QLD Professional
 Race 3: MNP SECURITY Class 1 Handicap - 1000m
 04 January 2025 - 17:56
 Track Rating: Good 3, Weather: Fine, Rail Position: True



Section	Overall	800m	600m	400m	200m
Section Times	1:00.31 [7] (0:13.46)	0:46.85 [4] (0:10.85)	0:36.00 [4] (0:11.39)	0:24.61 [4] (0:12.01)	0:12.60 [3] (0:12.60)
Average Speed [km/h]	54.1	67.1	64.2	60.3	57.0
Top Speed [km/h]	67.7	68.3	67.3	62.5	59.0
Avg. Dist. to Rail [m]	6.2	3.4	2.7	2.5	3.4
Avg. Stride Freq. [Hz]	2.6	2.6	2.6	2.5	2.4
Avg. Stride Length [m]	5.8	7.1	6.9	6.7	6.6



- [] Ranking at each section and finish
- .-.- No data available at this section
- NA No data available



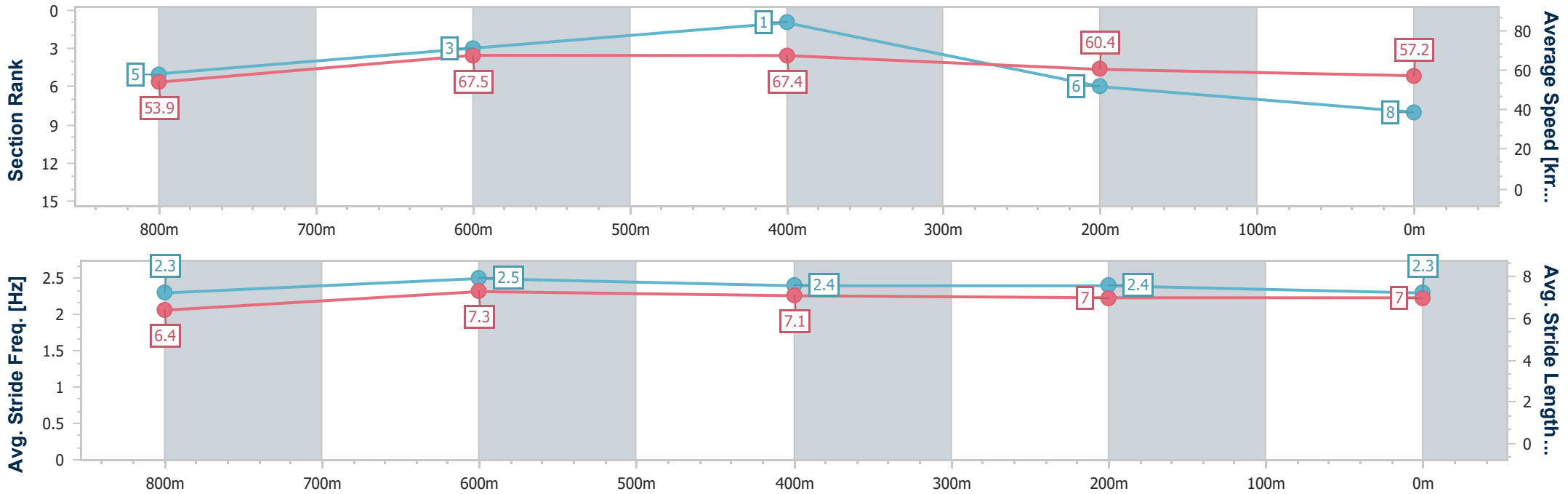
Horse/Jockey Name	Her Expense
Final Rank	8
Fastest Section Time (Section)	0:10.71 (800m)
Top Speed [km/h] (Section)	76.2 (600m)
Race State	Finished



Toowoomba QLD Professional
 Race 3: MNP SECURITY Class 1 Handicap - 1000m
 04 January 2025 - 17:56
 Track Rating: Good 3, Weather: Fine, Rail Position: True



Section	Overall	800m	600m	400m	200m
Section Times	1:00.32 [8] (0:13.47)	0:46.85 [5] (0:10.71)	0:36.14 [3] (0:11.14)	0:25.00 [1] (0:12.48)	0:12.52 [6] (0:12.52)
Average Speed [km/h]	53.9	67.5	67.4	60.4	57.2
Top Speed [km/h]	69.6	71.0	76.2	71.6	62.4
Avg. Dist. to Rail [m]	4.3	2.6	6.5	7.4	2.0
Avg. Stride Freq. [Hz]	2.3	2.5	2.4	2.4	2.3
Avg. Stride Length [m]	6.4	7.3	7.1	7.0	7.0



- [] Ranking at each section and finish
- .-.- No data available at this section
- NA No data available



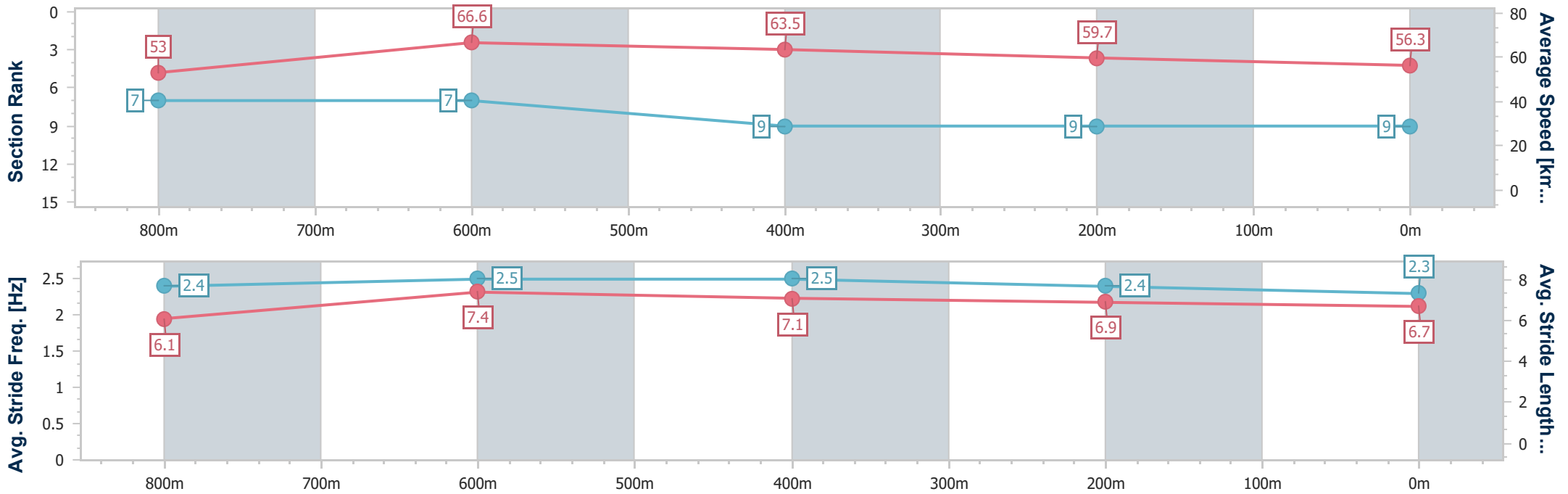
Horse/Jockey Name	Sister Georgia
Final Rank	9
Fastest Section Time (Section)	0:10.96 (800m)
Top Speed [km/h] (Section)	67.7 (800m)
Race State	Finished



Toowoomba QLD Professional
 Race 3: MNP SECURITY Class 1 Handicap - 1000m
 04 January 2025 - 17:56
 Track Rating: Good 3, Weather: Fine, Rail Position: True



Section	Overall	800m	600m	400m	200m
Section Times	1:01.05 [9] (0:13.69)	0:47.36 [7] (0:10.96)	0:36.40 [7] (0:11.48)	0:24.92 [9] (0:12.17)	0:12.75 [9] (0:12.75)
Average Speed [km/h]	53.0	66.6	63.5	59.7	56.3
Top Speed [km/h]	66.8	67.7	66.6	62.1	59.0
Avg. Dist. to Rail [m]	6.3	3.0	2.7	1.5	0.5
Avg. Stride Freq. [Hz]	2.4	2.5	2.5	2.4	2.3
Avg. Stride Length [m]	6.1	7.4	7.1	6.9	6.7



- [] Ranking at each section and finish
- .-.- No data available at this section
- NA No data available