



Ipswich QLD Professional

Race 2: IMPERIAL RACING Fillies and Mares Maiden Handicap - 1200m

07 January 2025 - 14:20



Track Rating: Good 4, Weather: Fine, Rail Position: +3m Entire

Section		Overall	1000m	800m	600m	400m	200m	Last 600m					
Field Times		1:11.37 (0:13.72)	0:57.65 (0:11.03)	0:46.62 (0:11.29)	0:35.33 (0:11.55)	0:23.78 (0:11.80)	0:11.98 (0:11.98)	0:35.33					
Rank	TAB Horse/Jockey	Barrier	Top Speed [km/h]	Fastest Section							Margin	Distance Travelled [m]	
1	10 CHEMIOSMOSIS Jace McMurray	2	67.3 Overall	0:11.19 1000m	1:11.37 [1] (0:14.13)	0:57.24 [5] (0:11.19)	0:46.05 [6] (0:11.33)	0:34.72 [5] (0:11.46)	0:23.26 [5] (0:11.46)	0:11.80 [3] (0:11.80)	1:11.37	0:34.72	
2	2 DAISY'S PRIDE Siobhan Rutledge	5	68.2 1000m	0:11.13 1000m	1:11.43 [2] (0:14.44)	0:56.99 [7] (0:11.13)	0:45.86 [7] (0:11.26)	0:34.60 [7] (0:11.44)	0:23.16 [7] (0:11.44)	0:11.72 [5] (0:11.72)	0.35L	0:34.60	-1
3	11 VALLEY OF OWLS Samantha Collett	7	67.0 1000m	0:11.03 1000m	1:11.72 [3] (0:13.72)	0:58.00 [1] (0:11.03)	0:46.97 [1] (0:11.29)	0:35.68 [1] (0:11.55)	0:24.13 [1] (0:11.80)	0:12.33 [1] (0:12.33)	2.03L	0:35.68	-5
4	1 TAJALAT Kyle Wilson-Taylor	4	67.3 1000m	0:11.06 1000m	1:11.76 [4] (0:14.00)	0:57.76 [4] (0:11.06)	0:46.70 [4] (0:11.35)	0:35.35 [3] (0:11.49)	0:23.86 [4] (0:11.67)	0:12.19 [4] (0:12.19)	2.31L	0:35.35	+0
5	5 CHARME DE ROSEY Angela Jones	6	68.3 Overall	0:10.99 1000m	1:11.94 [5] (0:13.83)	0:58.11 [2] (0:10.99)	0:47.12 [2] (0:11.38)	0:35.74 [2] (0:11.52)	0:24.22 [2] (0:11.73)	0:12.49 [2] (0:12.49)	3.37L	0:35.74	-2
6	9 BEGORRA Georgina Cartwright	1	67.1 Overall	0:11.16 1000m	1:11.99 [6] (0:14.15)	0:57.84 [6] (0:11.16)	0:46.68 [5] (0:11.34)	0:35.34 [6] (0:11.56)	0:23.78 [6] (0:11.72)	0:12.06 [7] (0:12.06)	3.65L	0:35.34	-4
7	7 DAULAT ROTINIKUDA Rob Thorburn	3	66.3 Overall	0:11.13 1000m	1:12.19 [7] (0:13.92)	0:58.27 [3] (0:11.13)	0:47.14 [3] (0:11.37)	0:35.77 [4] (0:11.44)	0:24.33 [3] (0:11.93)	0:12.40 [6] (0:12.40)	4.82L	0:35.77	-8

Scratched: Acapulco Girl (#4), Lethally Stella (#6), Late Night Talking (#3), Aquatempo (#8)

[] Ranking at each section and finish
 -:-:- No data available at this section
 NA No data available

SCN Saddle cloth number
 DNF Did not finish
 DNT Did not track



Horse/Jockey Name	Chemiosmosis
Final Rank	1
Fastest Section Time (Section)	0:11.19 (1000m)
Top Speed [km/h] (Section)	67.3 (Overall)
Race State	Finished



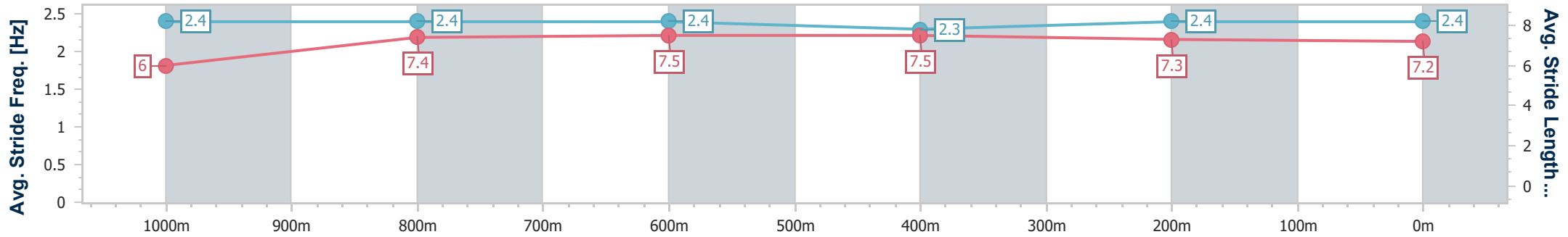
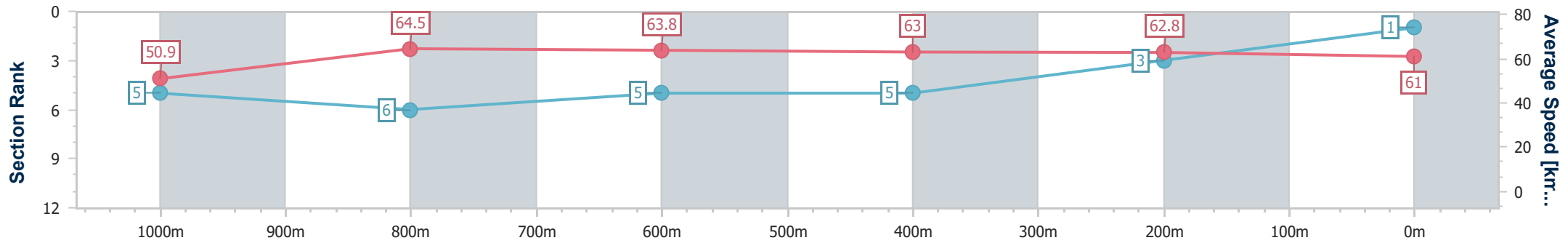
Ipswich QLD Professional
Race 2: IMPERIAL RACING Fillies and Mares Maiden Handicap
- 1200m



07 January 2025 - 14:20

Track Rating: Good 4, Weather: Fine, Rail Position: +3m Entire

Section	Overall	1000m	800m	600m	400m	200m
Section Times	1:11.37 [1] (0:14.13)	0:57.24 [5] (0:11.19)	0:46.05 [6] (0:11.33)	0:34.72 [5] (0:11.46)	0:23.26 [5] (0:11.46)	0:11.80 [3] (0:11.80)
Average Speed [km/h]	50.9	64.5	63.8	63.0	62.8	61.0
Top Speed [km/h]	67.3	66.4	64.7	64.2	64.2	62.0
Avg. Dist. to Rail [m]	2.2	0.2	0.6	1.0	0.3	1.8
Avg. Stride Freq. [Hz]	2.4	2.4	2.4	2.3	2.4	2.4
Avg. Stride Length [m]	6.0	7.4	7.5	7.5	7.3	7.2



- [] Ranking at each section and finish
- .-.- No data available at this section
- NA No data available



Horse/Jockey Name	Daisy's Pride
Final Rank	2
Fastest Section Time (Section)	0:11.13 (1000m)
Top Speed [km/h] (Section)	68.2 (1000m)
Race State	Finished



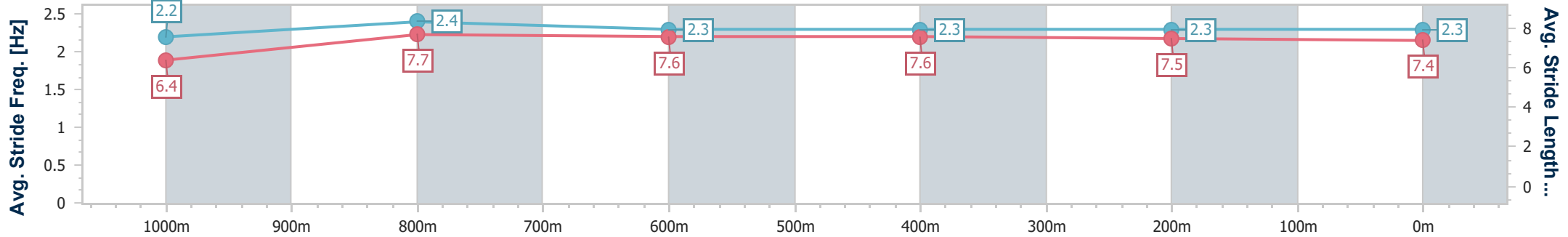
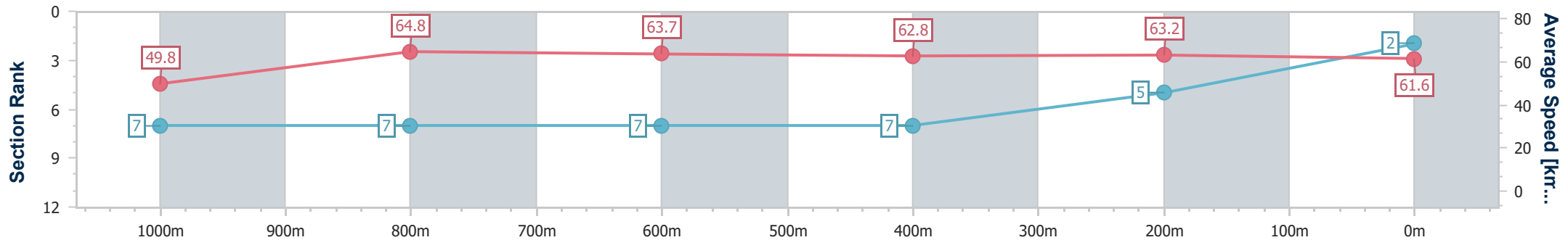
Ipswich QLD Professional
Race 2: IMPERIAL RACING Fillies and Mares Maiden Handicap
- 1200m



07 January 2025 - 14:20

Track Rating: Good 4, Weather: Fine, Rail Position: +3m Entire

Section	Overall	1000m	800m	600m	400m	200m
Section Times	1:11.43 [2] (0:14.44)	0:56.99 [7] (0:11.13)	0:45.86 [7] (0:11.26)	0:34.60 [7] (0:11.44)	0:23.16 [7] (0:11.44)	0:11.72 [5] (0:11.72)
Average Speed [km/h]	49.8	64.8	63.7	62.8	63.2	61.6
Top Speed [km/h]	67.5	68.2	65.0	64.3	64.1	63.1
Avg. Dist. to Rail [m]	3.6	0.5	0.9	0.7	2.7	6.3
Avg. Stride Freq. [Hz]	2.2	2.4	2.3	2.3	2.3	2.3
Avg. Stride Length [m]	6.4	7.7	7.6	7.6	7.5	7.4



- [] Ranking at each section and finish
- .-.- No data available at this section
- NA No data available



Horse/Jockey Name	Valley Of Owls
Final Rank	3
Fastest Section Time (Section)	0:11.03 (1000m)
Top Speed [km/h] (Section)	67.0 (1000m)
Race State	Finished



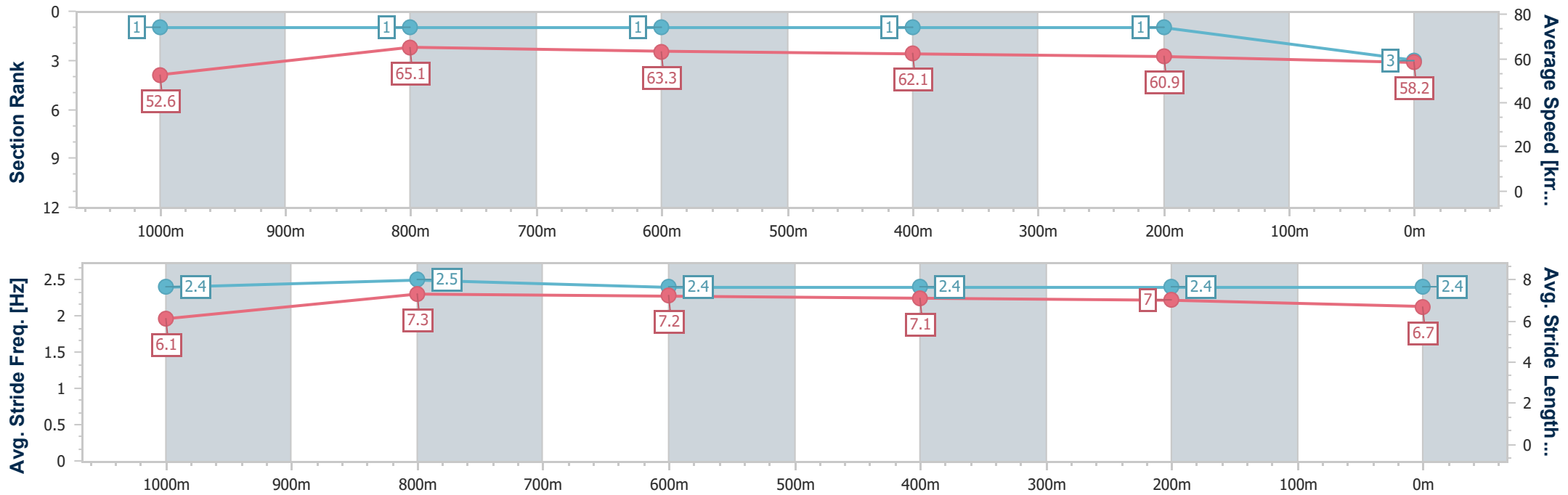
Ipswich QLD Professional
Race 2: IMPERIAL RACING Fillies and Mares Maiden Handicap
- 1200m



07 January 2025 - 14:20

Track Rating: Good 4, Weather: Fine, Rail Position: +3m Entire

Section	Overall	1000m	800m	600m	400m	200m
Section Times	1:11.72 [3] (0:13.72)	0:58.00 [1] (0:11.03)	0:46.97 [1] (0:11.29)	0:35.68 [1] (0:11.55)	0:24.13 [1] (0:11.80)	0:12.33 [1] (0:12.33)
Average Speed [km/h]	52.6	65.1	63.3	62.1	60.9	58.2
Top Speed [km/h]	66.8	67.0	64.2	62.8	62.6	60.5
Avg. Dist. to Rail [m]	4.8	1.3	2.2	0.8	0.5	0.4
Avg. Stride Freq. [Hz]	2.4	2.5	2.4	2.4	2.4	2.4
Avg. Stride Length [m]	6.1	7.3	7.2	7.1	7.0	6.7



- [] Ranking at each section and finish
- .-.- No data available at this section
- NA No data available



Horse/Jockey Name	Tajalat
Final Rank	4
Fastest Section Time (Section)	0:11.06 (1000m)
Top Speed [km/h] (Section)	67.3 (1000m)
Race State	Finished



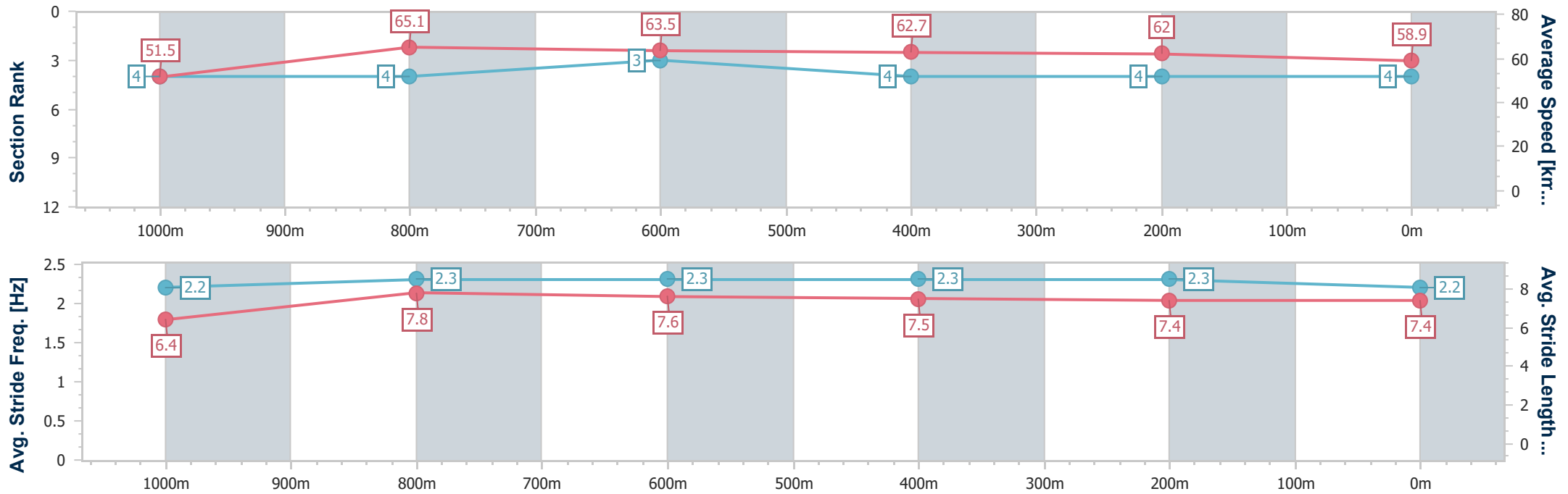
Ipswich QLD Professional
Race 2: IMPERIAL RACING Fillies and Mares Maiden Handicap
- 1200m



07 January 2025 - 14:20

Track Rating: Good 4, Weather: Fine, Rail Position: +3m Entire

Section	Overall	1000m	800m	600m	400m	200m
Section Times	1:11.76 [4] (0:14.00)	0:57.76 [4] (0:11.06)	0:46.70 [4] (0:11.35)	0:35.35 [3] (0:11.49)	0:23.86 [4] (0:11.67)	0:12.19 [4] (0:12.19)
Average Speed [km/h]	51.5	65.1	63.5	62.7	62.0	58.9
Top Speed [km/h]	67.1	67.3	64.1	63.6	64.2	60.8
Avg. Dist. to Rail [m]	3.5	0.3	0.5	0.5	1.3	3.0
Avg. Stride Freq. [Hz]	2.2	2.3	2.3	2.3	2.3	2.2
Avg. Stride Length [m]	6.4	7.8	7.6	7.5	7.4	7.4



- [] Ranking at each section and finish
- .-.- No data available at this section
- NA No data available



Horse/Jockey Name	Charme De Rosey
Final Rank	5
Fastest Section Time (Section)	0:10.99 (1000m)
Top Speed [km/h] (Section)	68.3 (Overall)
Race State	Finished



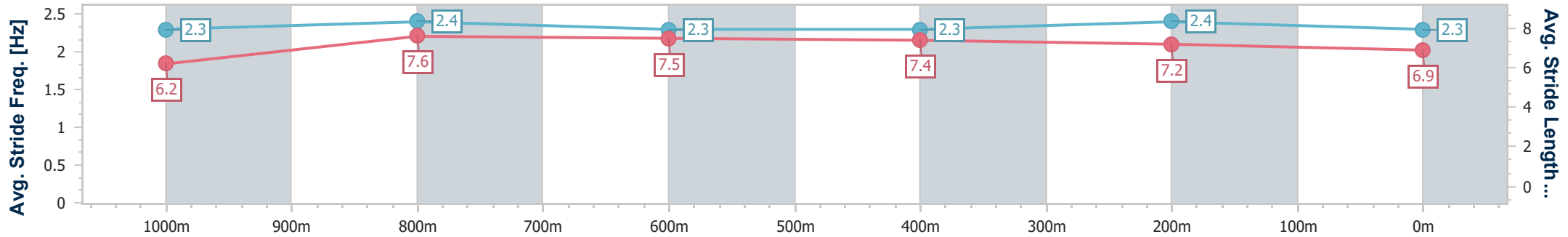
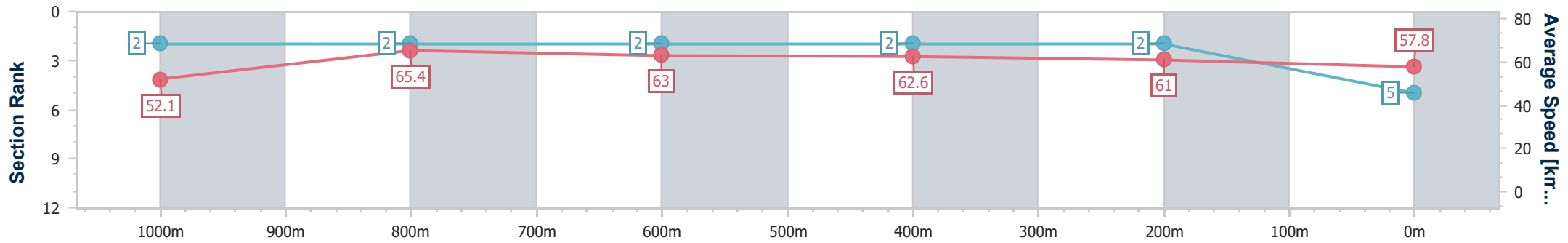
Ipswich QLD Professional
Race 2: IMPERIAL RACING Fillies and Mares Maiden Handicap
- 1200m



07 January 2025 - 14:20

Track Rating: Good 4, Weather: Fine, Rail Position: +3m Entire

Section	Overall	1000m	800m	600m	400m	200m
Section Times	1:11.94 [5] (0:13.83)	0:58.11 [2] (0:10.99)	0:47.12 [2] (0:11.38)	0:35.74 [2] (0:11.52)	0:24.22 [2] (0:11.73)	0:12.49 [2] (0:12.49)
Average Speed [km/h]	52.1	65.4	63.0	62.6	61.0	57.8
Top Speed [km/h]	68.3	67.3	64.4	63.3	62.9	60.2
Avg. Dist. to Rail [m]	4.1	0.9	0.4	0.4	0.5	0.8
Avg. Stride Freq. [Hz]	2.3	2.4	2.3	2.3	2.4	2.3
Avg. Stride Length [m]	6.2	7.6	7.5	7.4	7.2	6.9



- [] Ranking at each section and finish
- .-.-.- No data available at this section
- NA No data available



Horse/Jockey Name	Begorra
Final Rank	6
Fastest Section Time (Section)	0:11.16 (1000m)
Top Speed [km/h] (Section)	67.1 (Overall)
Race State	Finished



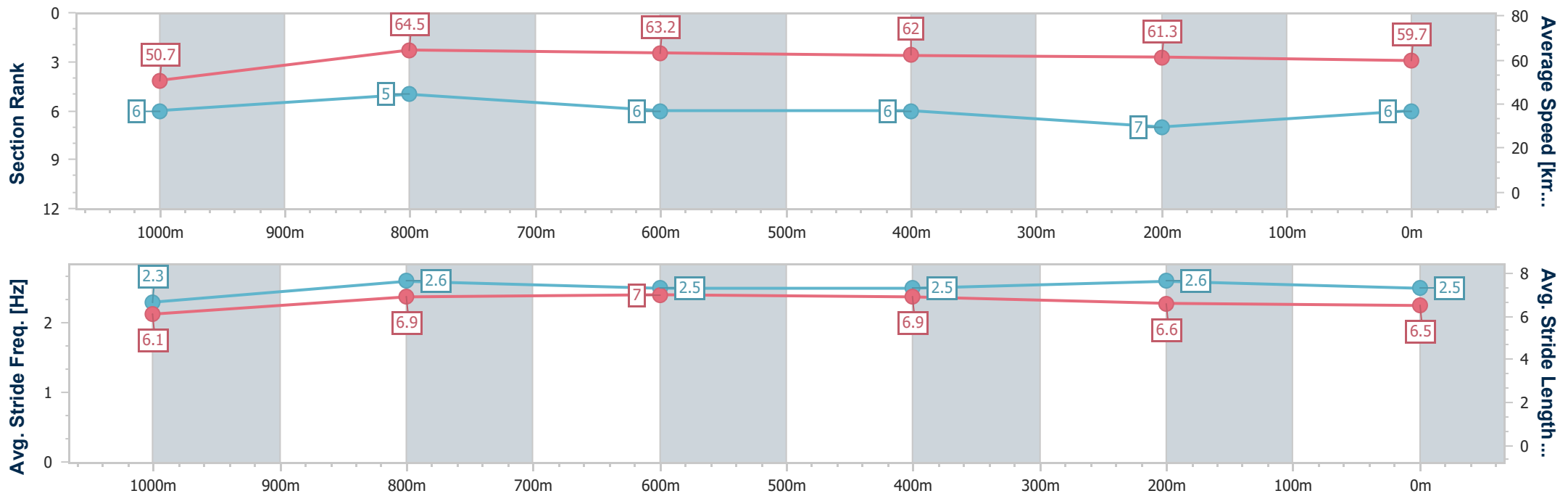
Ipswich QLD Professional
Race 2: IMPERIAL RACING Fillies and Mares Maiden Handicap
- 1200m



07 January 2025 - 14:20

Track Rating: Good 4, Weather: Fine, Rail Position: +3m Entire

Section	Overall	1000m	800m	600m	400m	200m
Section Times	1:11.99 [6] (0:14.15)	0:57.84 [6] (0:11.16)	0:46.68 [5] (0:11.34)	0:35.34 [6] (0:11.56)	0:23.78 [6] (0:11.72)	0:12.06 [7] (0:12.06)
Average Speed [km/h]	50.7	64.5	63.2	62.0	61.3	59.7
Top Speed [km/h]	67.1	66.8	63.9	64.5	63.3	62.0
Avg. Dist. to Rail [m]	1.3	0.7	1.5	1.2	0.5	1.5
Avg. Stride Freq. [Hz]	2.3	2.6	2.5	2.5	2.6	2.5
Avg. Stride Length [m]	6.1	6.9	7.0	6.9	6.6	6.5



- [] Ranking at each section and finish
- .-.- No data available at this section
- NA No data available



Horse/Jockey Name	Daulat Rotinikuda
Final Rank	7
Fastest Section Time (Section)	0:11.13 (1000m)
Top Speed [km/h] (Section)	66.3 (Overall)
Race State	Finished



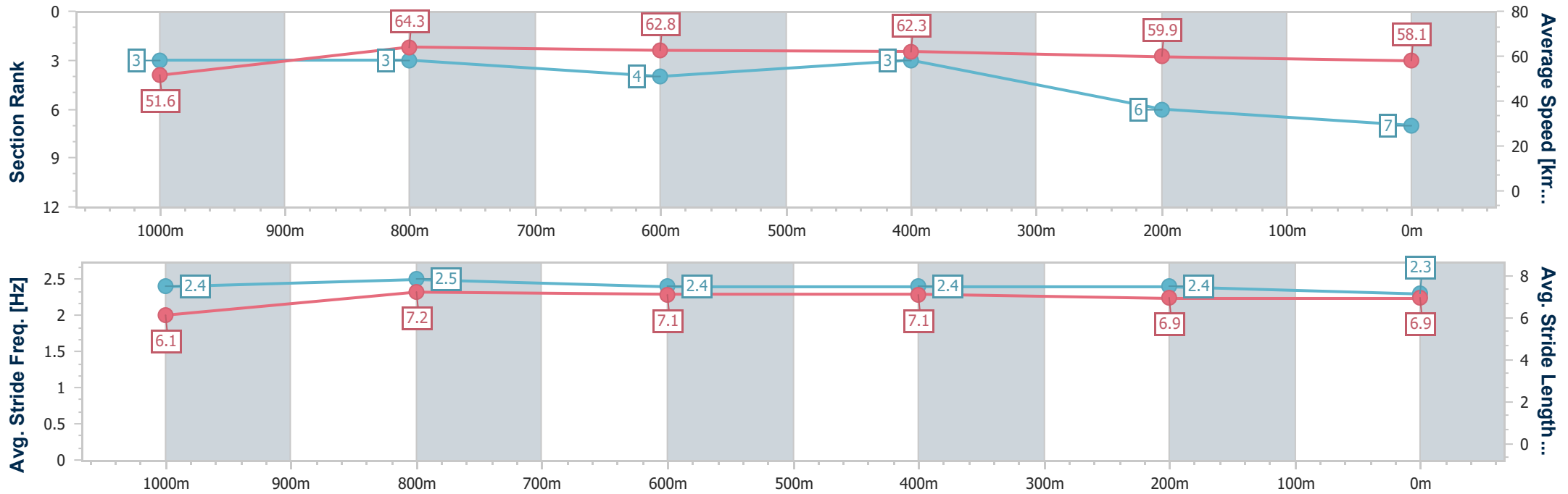
Ipswich QLD Professional
Race 2: IMPERIAL RACING Fillies and Mares Maiden Handicap
- 1200m



07 January 2025 - 14:20

Track Rating: Good 4, Weather: Fine, Rail Position: +3m Entire

Section	Overall	1000m	800m	600m	400m	200m
Section Times	1:12.19 [7] (0:13.92)	0:58.27 [3] (0:11.13)	0:47.14 [3] (0:11.37)	0:35.77 [4] (0:11.44)	0:24.33 [3] (0:11.93)	0:12.40 [6] (0:12.40)
Average Speed [km/h]	51.6	64.3	62.8	62.3	59.9	58.1
Top Speed [km/h]	66.3	65.8	64.8	63.9	61.6	60.5
Avg. Dist. to Rail [m]	1.2	3.4	2.2	2.6	1.2	0.3
Avg. Stride Freq. [Hz]	2.4	2.5	2.4	2.4	2.4	2.3
Avg. Stride Length [m]	6.1	7.2	7.1	7.1	6.9	6.9



- [] Ranking at each section and finish
- .-.- No data available at this section
- NA No data available