

Track Rating: Good 4, Weather: Fine, Rail Position: +3m Entire

Section													
Field Times	Overall	1200m	1000m	800m	600m	400m	Last 600m						
	1:20.80 (0:11.23)	1:09.57 (0:11.01)	0:58.56 (0:11.32)	0:47.24 (0:11.60)	0:35.64 (0:11.68)	0:23.96 (0:11.99)	0:35.64						
Rank	TAB	Horse/Jockey	Barrier	Top Speed [km/h]	Fastest Section							Distance Travelled [m]	
1	3	IOANE Kyle Wilson-Taylor	6	66.0 1200m	0:11.06 1200m	1:20.80 [1] (0:11.98)	1:08.82 [6] (0:11.06)	0:57.76 [6] (0:11.32)	0:46.44 [6] (0:11.54)	0:34.90 [6] (0:11.40)	0:23.50 [5] (0:11.58)	0:34.90	
2	4	SOBUTE Mark Du Plessis	3	66.5 1200m	0:11.12 1200m	1:20.85 [2] (0:11.56)	1:09.29 [4] (0:11.12)	0:58.17 [5] (0:11.32)	0:46.85 [4] (0:11.55)	0:35.30 [4] (0:11.52)	0:23.78 [4] (0:11.76)	0:35.30	+3
3	1	CAN'T RECALL ONE Jace McMurray	5	67.1 1000m	0:11.06 1000m	1:21.05 [3] (0:12.36)	1:08.69 [7] (0:11.10)	0:57.59 [7] (0:11.06)	0:46.53 [7] (0:11.46)	0:35.07 [7] (0:11.54)	0:23.53 [7] (0:11.68)	0:35.07	+2
4	5	GREY IMPACT Georgina Cartwright	2	65.7 1200m	0:11.10 1200m	1:21.32 [4] (0:11.32)	1:10.00 [2] (0:11.10)	0:58.90 [2] (0:11.38)	0:47.52 [3] (0:11.64)	0:35.88 [3] (0:11.60)	0:24.28 [3] (0:12.03)	0:35.88	-3
5	7	HURRICANE HARLOW Damien Thornton	4	67.5 1200m	0:10.91 1200m	1:21.37 [5] (0:11.52)	1:09.85 [3] (0:10.91)	0:58.94 [3] (0:11.34)	0:47.60 [2] (0:11.56)	0:36.04 [2] (0:11.70)	0:24.34 [2] (0:11.98)	0:36.04	+3
6	9	SOOZIE MAREE Luke Tarrant	7	66.4 1200m	0:11.01 1200m	1:21.59 [6] (0:11.23)	1:10.36 [1] (0:11.01)	0:59.35 [1] (0:11.32)	0:48.03 [1] (0:11.60)	0:36.43 [1] (0:11.68)	0:24.75 [1] (0:12.02)	0:36.43	-1
7	6	SMOKIN' DE QUO Dale Smith	1	66.1 1200m	0:11.02 1200m	1:22.12 [7] (0:11.66)	1:10.46 [5] (0:11.02)	0:59.44 [4] (0:11.49)	0:47.95 [5] (0:11.48)	0:36.47 [5] (0:11.74)	0:24.73 [6] (0:12.33)	0:36.47	-3

Scratched: Guarded Optimist (#2), Starlea (#8)

Track Rating: Good 4, Weather: Fine, Rail Position: +3m Entire

Section				200m				Last 600m	
Field Times				0:11.97		(0:11.97)		0:35.64	
Rank	TAB	Horse/Jockey	Barrier	Top Speed [km/h]	Fastest Section	Margin			Distance Travelled [m]
1	3	IOANE Kyle Wilson-Taylor	6	66.0 1200m	0:11.06 1200m	0:11.92 [3] (0:11.92)	1:20.80		0:34.90
2	4	SOBUTE Mark Du Plessis	3	66.5 1200m	0:11.12 1200m	0:12.02 [1] (0:12.02)	0.28L		0:35.30 +3
3	1	CAN'T RECALL ONE Jace McMurray	5	67.1 1000m	0:11.06 1000m	0:11.85 [6] (0:11.85)	1.47L		0:35.07 +2
4	5	GREY IMPACT Georgina Cartwright	2	65.7 1200m	0:11.10 1200m	0:12.25 [5] (0:12.25)	3.08L		0:35.88 -3
5	7	HURRICANE HARLOW Damien Thornton	4	67.5 1200m	0:10.91 1200m	0:12.36 [4] (0:12.36)	3.39L		0:36.04 +3
6	9	SOOZIE MAREE Luke Tarrant	7	66.4 1200m	0:11.01 1200m	0:12.73 [2] (0:12.73)	4.64L		0:36.43 -1
7	6	SMOKIN' DE QUO Dale Smith	1	66.1 1200m	0:11.02 1200m	0:12.40 [7] (0:12.40)	7.75L		0:36.47 -3

Scratched: Guarded Optimist (#2), Starlea (#8)



Horse/Jockey Name	loane
Final Rank	1
Fastest Section Time (Section)	0:11.06 (1200m)
Top Speed [km/h] (Section)	66.0 (1200m)
Race State	Finished



Ipswich QLD Professional

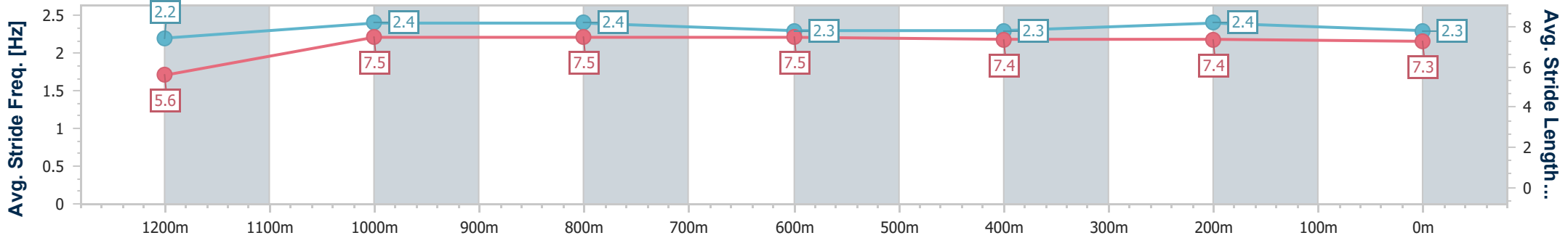
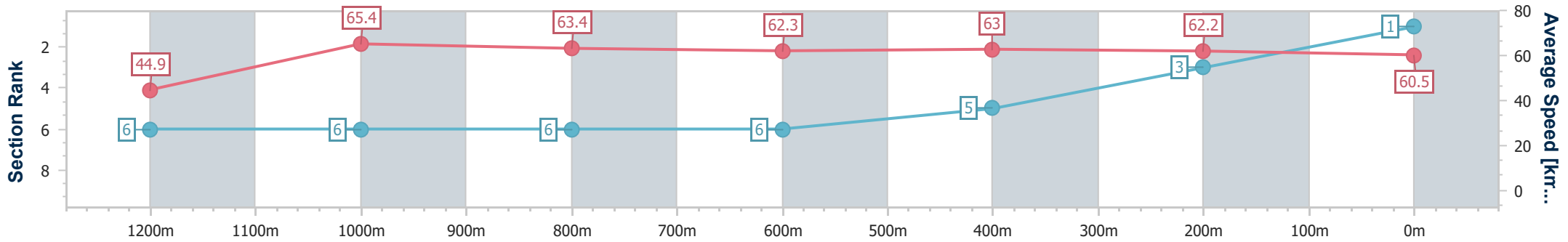
Race 3: TAB Class 2 Handicap - 1350m

07 January 2025 - 14:55



Track Rating: Good 4, Weather: Fine, Rail Position: +3m Entire

Section	Overall	1200m	1000m	800m	600m	400m	200m
Section Times	1:20.80 [1] (0:11.98)	1:08.82 [6] (0:11.06)	0:57.76 [6] (0:11.32)	0:46.44 [6] (0:11.54)	0:34.90 [6] (0:11.40)	0:23.50 [5] (0:11.58)	0:11.92 [3] (0:11.92)
Average Speed [km/h]	44.9	65.4	63.4	62.3	63.0	62.2	60.5
Top Speed [km/h]	63.8	66.0	65.0	63.5	63.7	63.5	62.7
Avg. Dist. to Rail [m]	1.8	0.9	0.4	0.7	0.4	1.5	5.2
Avg. Stride Freq. [Hz]	2.2	2.4	2.4	2.3	2.3	2.4	2.3
Avg. Stride Length [m]	5.6	7.5	7.5	7.5	7.4	7.4	7.3



- [] Ranking at each section and finish
- .-.- No data available at this section
- NA No data available



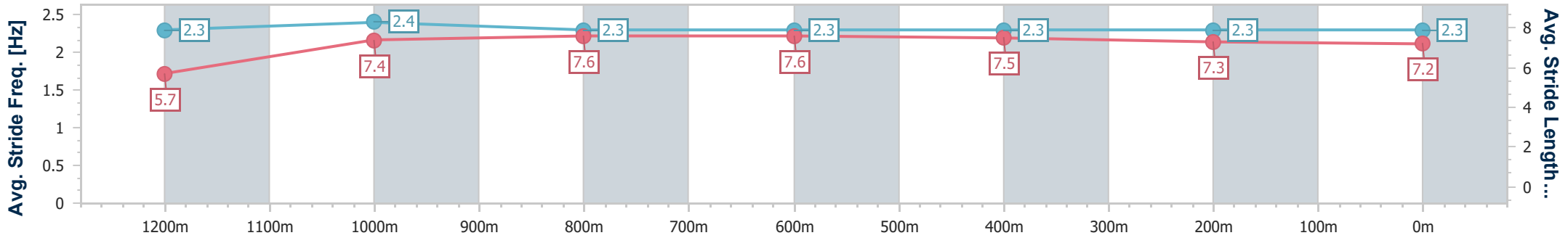
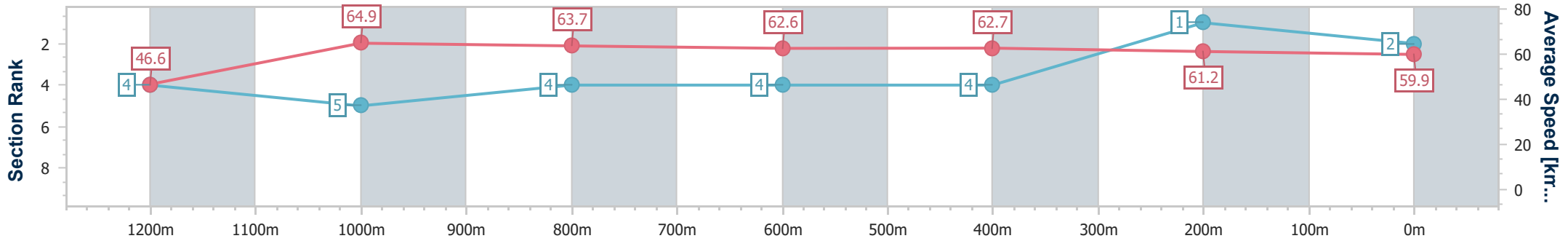
Horse/Jockey Name	Sobute
Final Rank	2
Fastest Section Time (Section)	0:11.12 (1200m)
Top Speed [km/h] (Section)	66.5 (1200m)
Race State	Finished



Ipswich QLD Professional
 Race 3: TAB Class 2 Handicap - 1350m
 07 January 2025 - 14:55
 Track Rating: Good 4, Weather: Fine, Rail Position: +3m Entire



Section	Overall	1200m	1000m	800m	600m	400m	200m
Section Times	1:20.85 [2] (0:11.56)	1:09.29 [4] (0:11.12)	0:58.17 [5] (0:11.32)	0:46.85 [4] (0:11.55)	0:35.30 [4] (0:11.52)	0:23.78 [4] (0:11.76)	0:12.02 [1] (0:12.02)
Average Speed [km/h]	46.6	64.9	63.7	62.6	62.7	61.2	59.9
Top Speed [km/h]	64.4	66.5	66.4	63.1	63.4	62.7	61.6
Avg. Dist. to Rail [m]	0.7	1.5	1.1	0.6	0.8	0.3	1.9
Avg. Stride Freq. [Hz]	2.3	2.4	2.3	2.3	2.3	2.3	2.3
Avg. Stride Length [m]	5.7	7.4	7.6	7.6	7.5	7.3	7.2



- [] Ranking at each section and finish
- .-.- No data available at this section
- NA No data available



Horse/Jockey Name	Can't Recall One
Final Rank	3
Fastest Section Time (Section)	0:11.06 (1000m)
Top Speed [km/h] (Section)	67.1 (1000m)
Race State	Finished



Ipswich QLD Professional

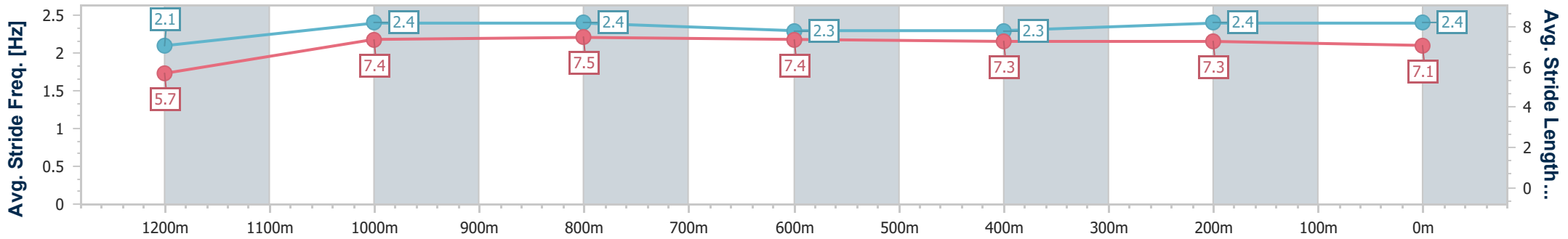
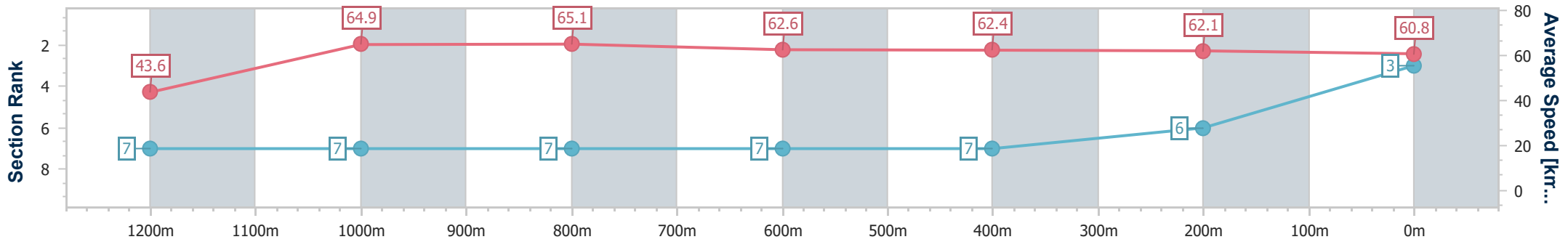
Race 3: TAB Class 2 Handicap - 1350m

07 January 2025 - 14:55



Track Rating: Good 4, Weather: Fine, Rail Position: +3m Entire

Section	Overall	1200m	1000m	800m	600m	400m	200m
Section Times	1:21.05 [3] (0:12.36)	1:08.69 [7] (0:11.10)	0:57.59 [7] (0:11.06)	0:46.53 [7] (0:11.46)	0:35.07 [7] (0:11.54)	0:23.53 [7] (0:11.68)	0:11.85 [6] (0:11.85)
Average Speed [km/h]	43.6	64.9	65.1	62.6	62.4	62.1	60.8
Top Speed [km/h]	61.1	67.1	67.1	63.9	63.2	62.8	62.7
Avg. Dist. to Rail [m]	1.5	1.0	0.3	0.5	0.4	2.4	5.5
Avg. Stride Freq. [Hz]	2.1	2.4	2.4	2.3	2.3	2.4	2.4
Avg. Stride Length [m]	5.7	7.4	7.5	7.4	7.3	7.3	7.1



- [] Ranking at each section and finish
- .-.- No data available at this section
- NA No data available



Horse/Jockey Name	Grey Impact
Final Rank	4
Fastest Section Time (Section)	0:11.10 (1200m)
Top Speed [km/h] (Section)	65.7 (1200m)
Race State	Finished



Ipswich QLD Professional

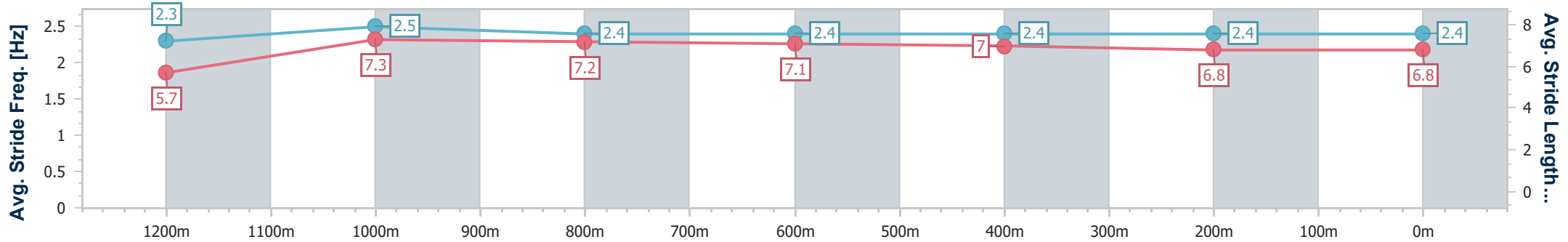
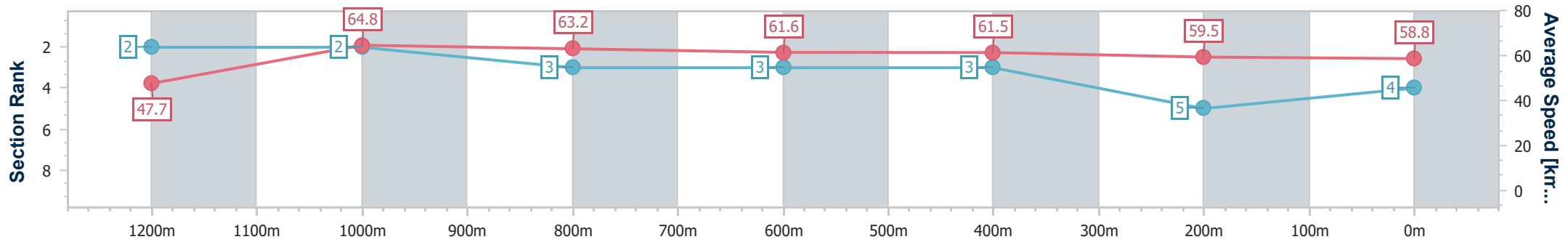
Race 3: TAB Class 2 Handicap - 1350m

07 January 2025 - 14:55



Track Rating: Good 4, Weather: Fine, Rail Position: +3m Entire

Section	Overall	1200m	1000m	800m	600m	400m	200m
Section Times	1:21.32 [4] (0:11.32)	1:10.00 [2] (0:11.10)	0:58.90 [2] (0:11.38)	0:47.52 [3] (0:11.64)	0:35.88 [3] (0:11.60)	0:24.28 [3] (0:12.03)	0:12.25 [5] (0:12.25)
Average Speed [km/h]	47.7	64.8	63.2	61.6	61.5	59.5	58.8
Top Speed [km/h]	63.9	65.7	65.1	62.3	62.3	61.0	60.8
Avg. Dist. to Rail [m]	1.0	0.7	0.4	1.0	1.5	1.9	1.9
Avg. Stride Freq. [Hz]	2.3	2.5	2.4	2.4	2.4	2.4	2.4
Avg. Stride Length [m]	5.7	7.3	7.2	7.1	7.0	6.8	6.8



- [] Ranking at each section and finish
- .-.- No data available at this section
- NA No data available



Horse/Jockey Name	Hurricane Harlow
Final Rank	5
Fastest Section Time (Section)	0:10.91 (1200m)
Top Speed [km/h] (Section)	67.5 (1200m)
Race State	Finished



Ipswich QLD Professional

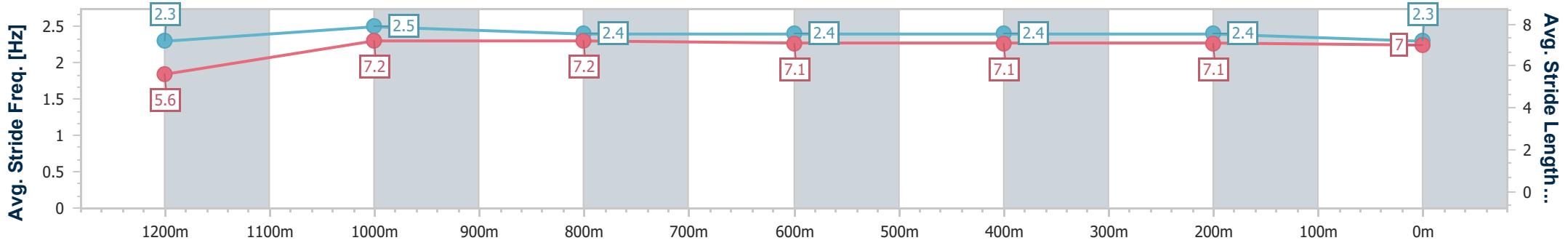
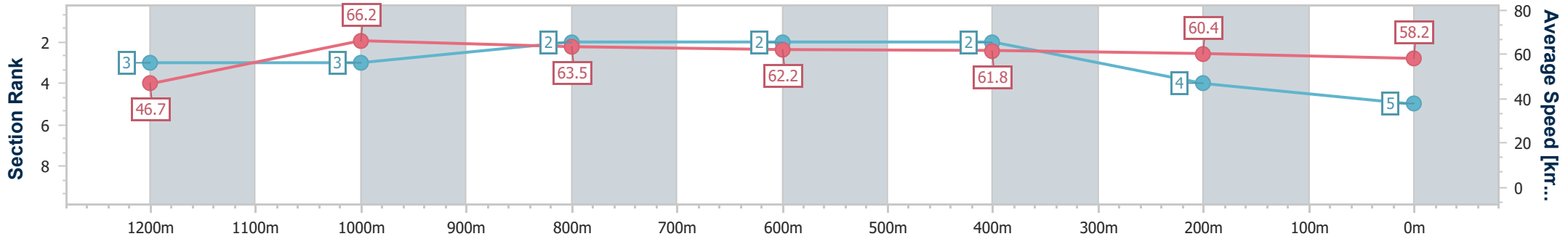
Race 3: TAB Class 2 Handicap - 1350m

07 January 2025 - 14:55



Track Rating: Good 4, Weather: Fine, Rail Position: +3m Entire

Section	Overall	1200m	1000m	800m	600m	400m	200m
Section Times	1:21.37 [5] (0:11.52)	1:09.85 [3] (0:10.91)	0:58.94 [3] (0:11.34)	0:47.60 [2] (0:11.56)	0:36.04 [2] (0:11.70)	0:24.34 [2] (0:11.98)	0:12.36 [4] (0:12.36)
Average Speed [km/h]	46.7	66.2	63.5	62.2	61.8	60.4	58.2
Top Speed [km/h]	63.9	67.5	65.1	63.2	63.2	61.6	59.9
Avg. Dist. to Rail [m]	0.7	1.2	0.7	0.2	1.0	0.9	1.3
Avg. Stride Freq. [Hz]	2.3	2.5	2.4	2.4	2.4	2.4	2.3
Avg. Stride Length [m]	5.6	7.2	7.2	7.1	7.1	7.1	7.0



- [] Ranking at each section and finish
- .-.- No data available at this section
- NA No data available



Horse/Jockey Name	Soozie Maree
Final Rank	6
Fastest Section Time (Section)	0:11.01 (1200m)
Top Speed [km/h] (Section)	66.4 (1200m)
Race State	Finished



Ipswich QLD Professional

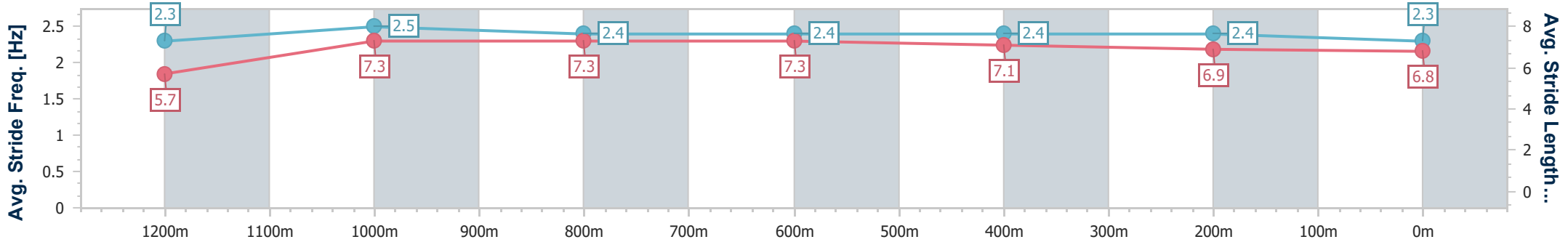
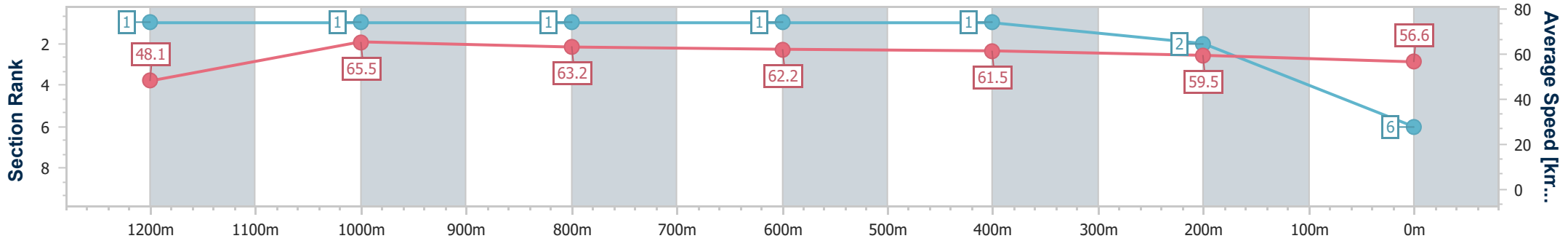
Race 3: TAB Class 2 Handicap - 1350m

07 January 2025 - 14:55



Track Rating: Good 4, Weather: Fine, Rail Position: +3m Entire

Section	Overall	1200m	1000m	800m	600m	400m	200m
Section Times	1:21.59 [6] (0:11.23)	1:10.36 [1] (0:11.01)	0:59.35 [1] (0:11.32)	0:48.03 [1] (0:11.60)	0:36.43 [1] (0:11.68)	0:24.75 [1] (0:12.02)	0:12.73 [2] (0:12.73)
Average Speed [km/h]	48.1	65.5	63.2	62.2	61.5	59.5	56.6
Top Speed [km/h]	64.3	66.4	65.1	62.8	63.3	61.9	59.1
Avg. Dist. to Rail [m]	2.3	0.7	0.7	0.2	0.3	1.2	0.3
Avg. Stride Freq. [Hz]	2.3	2.5	2.4	2.4	2.4	2.4	2.3
Avg. Stride Length [m]	5.7	7.3	7.3	7.3	7.1	6.9	6.8



- [] Ranking at each section and finish
- .-.- No data available at this section
- NA No data available



Horse/Jockey Name	Smokin' De Quo
Final Rank	7
Fastest Section Time (Section)	0:11.02 (1200m)
Top Speed [km/h] (Section)	66.1 (1200m)
Race State	Finished



Ipswich QLD Professional

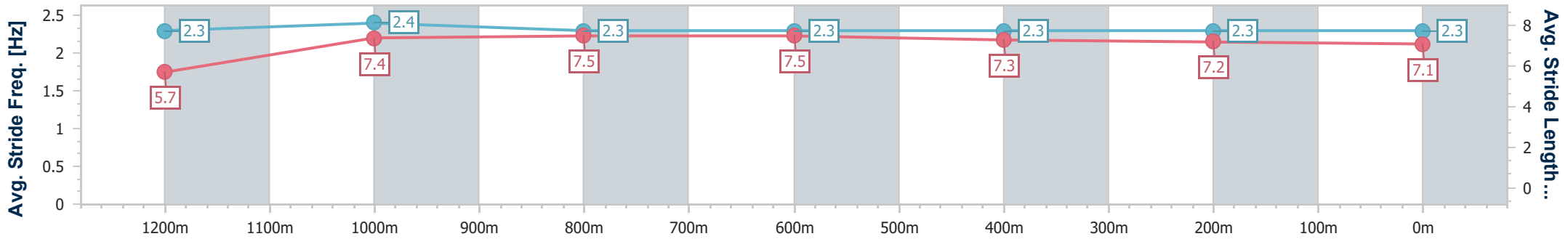
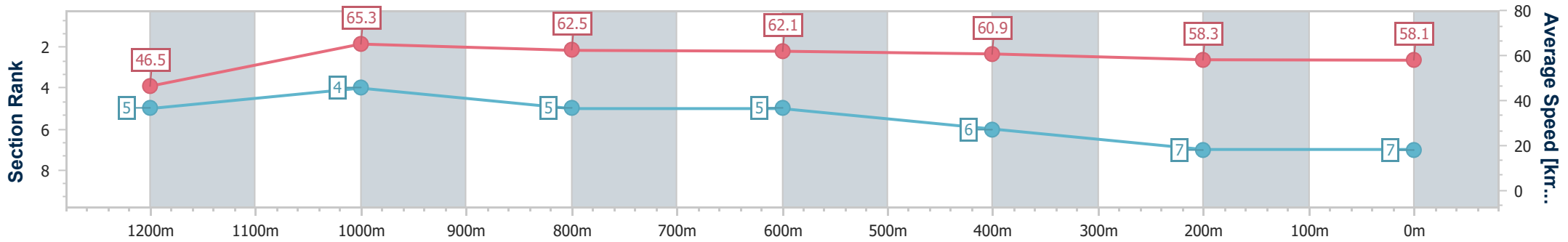
Race 3: TAB Class 2 Handicap - 1350m

07 January 2025 - 14:55



Track Rating: Good 4, Weather: Fine, Rail Position: +3m Entire

Section	Overall	1200m	1000m	800m	600m	400m	200m
Section Times	1:22.12 [7] (0:11.66)	1:10.46 [5] (0:11.02)	0:59.44 [4] (0:11.49)	0:47.95 [5] (0:11.48)	0:36.47 [5] (0:11.74)	0:24.73 [6] (0:12.33)	0:12.40 [7] (0:12.40)
Average Speed [km/h]	46.5	65.3	62.5	62.1	60.9	58.3	58.1
Top Speed [km/h]	64.6	66.1	64.8	63.8	62.5	58.8	59.2
Avg. Dist. to Rail [m]	1.8	0.9	0.8	1.5	1.8	0.9	1.7
Avg. Stride Freq. [Hz]	2.3	2.4	2.3	2.3	2.3	2.3	2.3
Avg. Stride Length [m]	5.7	7.4	7.5	7.5	7.3	7.2	7.1



- [] Ranking at each section and finish
- .-.- No data available at this section
- NA No data available