



Ipswich QLD Professional

Race 4: GREAT NORTHERN BM68 Handicap - 1200m

07 January 2025 - 15:36



Track Rating: Good 4, Weather: Fine, Rail Position: +3m Entire

Section		Overall	1000m	800m	600m	400m	200m	Last 600m					
Field Times		1:09.99 (0:13.63)	0:56.36 (0:10.77)	0:45.59 (0:11.08)	0:34.51 (0:11.15)	0:23.36 (0:11.51)	0:11.85 (0:11.85)	0:34.51					
Rank	TAB Horse/Jockey	Barrier	Top Speed [km/h]	Fastest Section								Margin	Distance Travelled [m]
1	3 NEVER GIVE UP Justin Huxtable	4	67.4 1000m	0:10.89 1000m	1:09.99 [1] (0:14.01)	0:55.98 [5] (0:10.89)	0:45.09 [4] (0:11.14)	0:33.95 [4] (0:11.20)	0:22.75 [4] (0:11.10)	0:11.65 [3] (0:11.65)	1:09.99	0:33.95	
2	4 LION CLASS Taylor Marshall	6	67.7 1000m	0:10.69 1000m	1:10.20 [2] (0:14.40)	0:55.80 [7] (0:10.69)	0:45.11 [6] (0:11.05)	0:34.06 [7] (0:11.14)	0:22.92 [6] (0:11.21)	0:11.71 [4] (0:11.71)	1.23L	0:34.06	-2
3	9 ARDERN Emily Lang	2	68.2 1000m	0:10.77 1000m	1:10.32 [3] (0:13.63)	0:56.69 [1] (0:10.77)	0:45.92 [1] (0:11.08)	0:34.84 [1] (0:11.15)	0:23.69 [1] (0:11.51)	0:12.18 [1] (0:12.18)	1.92L	0:34.84	-3
4	8 ROSE OF SHIRAZ Jake Bayliss	5	68.0 1000m	0:10.89 1000m	1:10.44 [4] (0:13.64)	0:56.80 [2] (0:10.89)	0:45.91 [2] (0:11.05)	0:34.86 [2] (0:11.20)	0:23.66 [2] (0:11.51)	0:12.15 [2] (0:12.15)	2.65L	0:34.86	+1
5	1 BALTRAY Georgina Cartwright	3	67.3 1000m	0:10.91 1000m	1:10.46 [5] (0:13.99)	0:56.47 [4] (0:10.91)	0:45.55 [5] (0:11.19)	0:34.36 [5] (0:11.18)	0:23.18 [5] (0:11.44)	0:11.74 [6] (0:11.74)	2.77L	0:34.36	-3
6	6 TORONADO ROUGE Damien Thornton	1	68.1 1000m	0:10.98 1000m	1:11.10 [6] (0:13.66)	0:57.44 [3] (0:10.98)	0:46.46 [3] (0:11.17)	0:35.29 [3] (0:11.28)	0:24.01 [3] (0:11.55)	0:12.46 [5] (0:12.46)	6.56L	0:35.29	-3
7	2 EXECUTIVE STRESS Angela Jones	5	67.7 1000m	0:10.94 1000m	1:11.17 [7] (0:14.15)	0:57.02 [6] (0:10.94)	0:46.08 [7] (0:11.04)	0:35.04 [6] (0:11.25)	0:23.89 [7] (0:11.57)	0:12.32 [7] (0:12.32)	6.93L	0:35.14	+2

Scratched: Demon Delivera (#5), Pink Cashmere (#7)

[] Ranking at each section and finish
 -:-:- No data available at this section
 NA No data available

SCN Saddle cloth number
 DNF Did not finish
 DNT Did not track



Horse/Jockey Name	Never Give Up
Final Rank	1
Fastest Section Time (Section)	0:10.89 (1000m)
Top Speed [km/h] (Section)	67.4 (1000m)
Race State	Finished



Ipswich QLD Professional

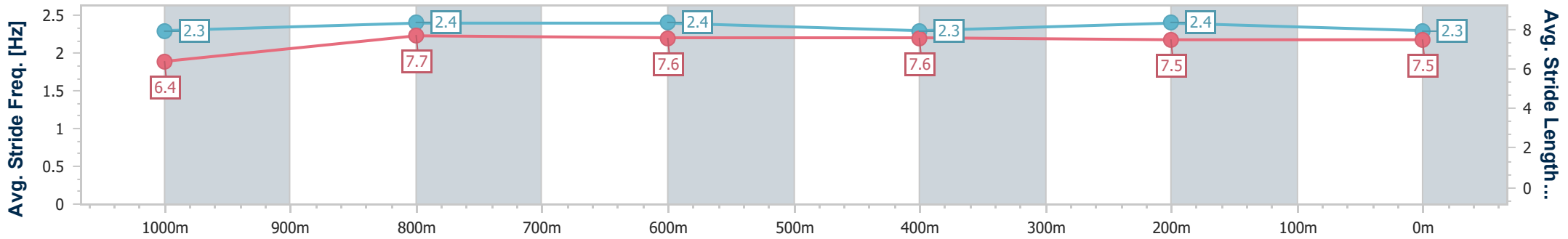
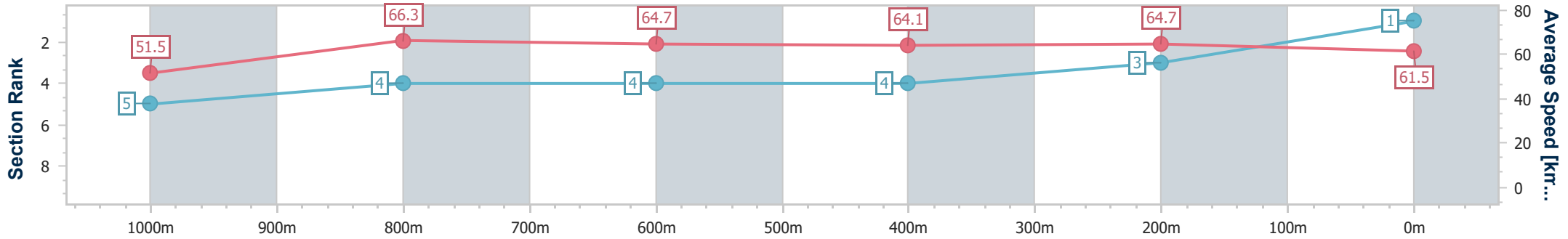
Race 4: GREAT NORTHERN BM68 Handicap - 1200m

07 January 2025 - 15:36



Track Rating: Good 4, Weather: Fine, Rail Position: +3m Entire

Section	Overall	1000m	800m	600m	400m	200m
Section Times	1:09.99 [1] (0:14.01)	0:55.98 [5] (0:10.89)	0:45.09 [4] (0:11.14)	0:33.95 [4] (0:11.20)	0:22.75 [4] (0:11.10)	0:11.65 [3] (0:11.65)
Average Speed [km/h]	51.5	66.3	64.7	64.1	64.7	61.5
Top Speed [km/h]	67.0	67.4	65.9	64.8	65.4	65.7
Avg. Dist. to Rail [m]	4.1	1.2	0.3	0.6	0.8	0.6
Avg. Stride Freq. [Hz]	2.3	2.4	2.4	2.3	2.4	2.3
Avg. Stride Length [m]	6.4	7.7	7.6	7.6	7.5	7.5



- [] Ranking at each section and finish
- .-.- No data available at this section
- NA No data available



Horse/Jockey Name	Lion Class
Final Rank	2
Fastest Section Time (Section)	0:10.69 (1000m)
Top Speed [km/h] (Section)	67.7 (1000m)
Race State	Finished



Ipswich QLD Professional

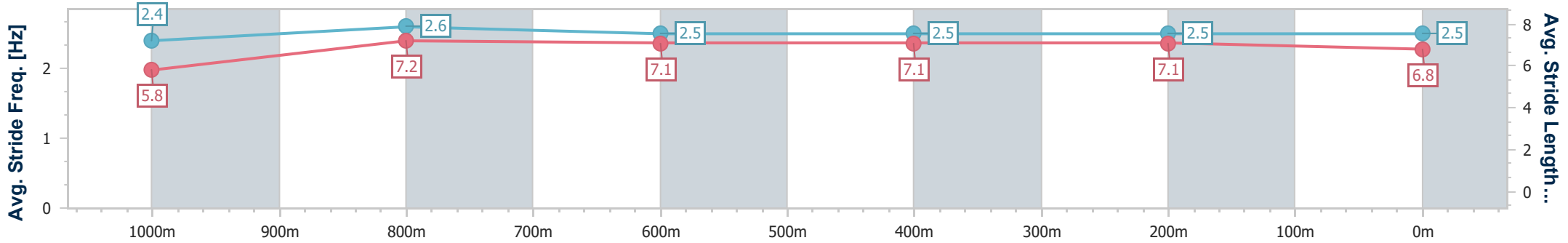
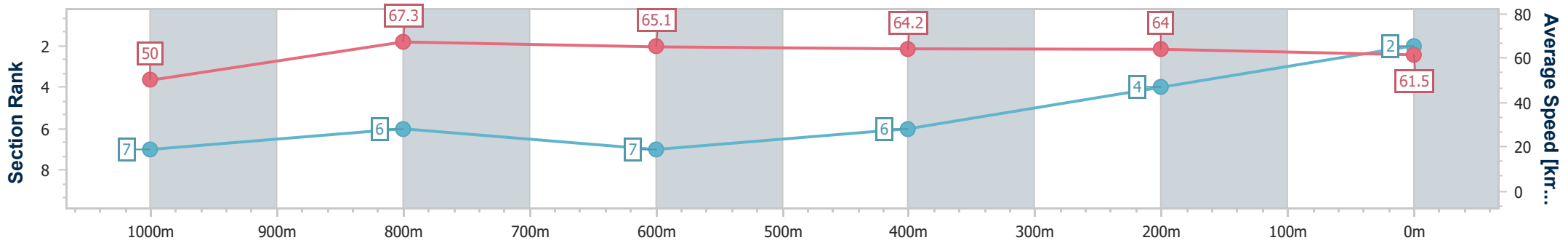
Race 4: GREAT NORTHERN BM68 Handicap - 1200m

07 January 2025 - 15:36



Track Rating: Good 4, Weather: Fine, Rail Position: +3m Entire

Section	Overall	1000m	800m	600m	400m	200m
Section Times	1:10.20 [2] (0:14.40)	0:55.80 [7] (0:10.69)	0:45.11 [6] (0:11.05)	0:34.06 [7] (0:11.14)	0:22.92 [6] (0:11.21)	0:11.71 [4]
Average Speed [km/h]	50.0	67.3	65.1	64.2	64.0	61.5
Top Speed [km/h]	66.8	67.7	65.5	65.3	65.4	62.9
Avg. Dist. to Rail [m]	5.6	1.0	0.8	1.7	0.7	1.1
Avg. Stride Freq. [Hz]	2.4	2.6	2.5	2.5	2.5	2.5
Avg. Stride Length [m]	5.8	7.2	7.1	7.1	7.1	6.8



- [] Ranking at each section and finish
- .-.- No data available at this section
- NA No data available



Horse/Jockey Name	Ardern
Final Rank	3
Fastest Section Time (Section)	0:10.77 (1000m)
Top Speed [km/h] (Section)	68.2 (1000m)
Race State	Finished



Ipswich QLD Professional

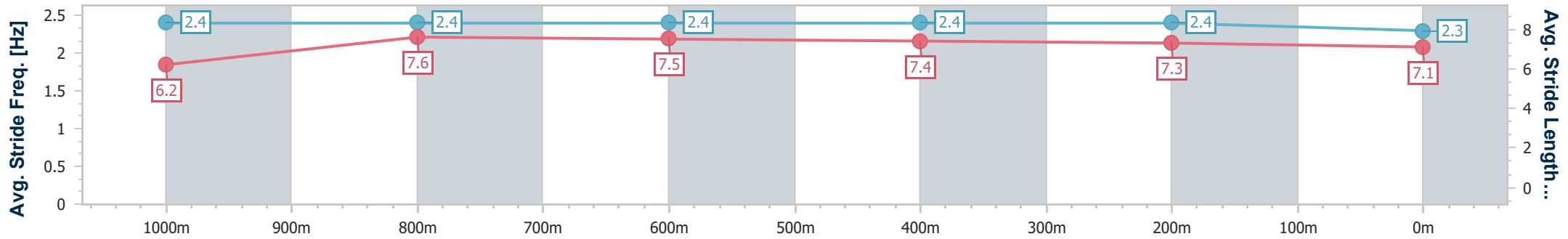
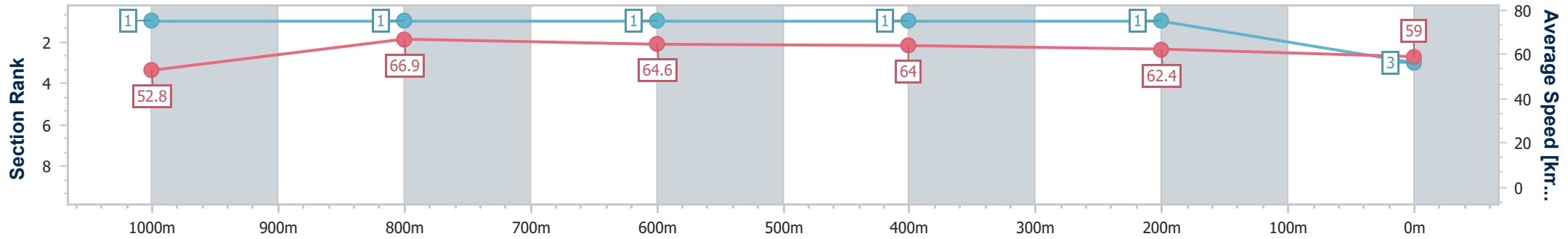
Race 4: GREAT NORTHERN BM68 Handicap - 1200m

07 January 2025 - 15:36



Track Rating: Good 4, Weather: Fine, Rail Position: +3m Entire

Section	Overall	1000m	800m	600m	400m	200m
Section Times	1:10.32 [3] (0:13.63)	0:56.69 [1] (0:10.77)	0:45.92 [1] (0:11.08)	0:34.84 [1] (0:11.15)	0:23.69 [1] (0:11.51)	0:12.18 [1] (0:12.18)
Average Speed [km/h]	52.8	66.9	64.6	64.0	62.4	59.0
Top Speed [km/h]	68.1	68.2	65.5	64.6	63.7	61.9
Avg. Dist. to Rail [m]	3.7	0.8	1.2	1.5	1.4	1.0
Avg. Stride Freq. [Hz]	2.4	2.4	2.4	2.4	2.4	2.3
Avg. Stride Length [m]	6.2	7.6	7.5	7.4	7.3	7.1



- [] Ranking at each section and finish
- .-.- No data available at this section
- NA No data available



Horse/Jockey Name	Rose Of Shiraz
Final Rank	4
Fastest Section Time (Section)	0:10.89 (1000m)
Top Speed [km/h] (Section)	68.0 (1000m)
Race State	Finished



Ipswich QLD Professional

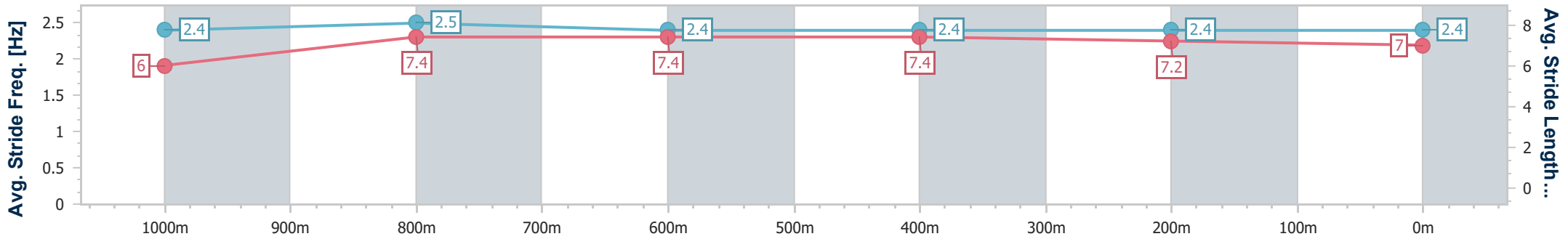
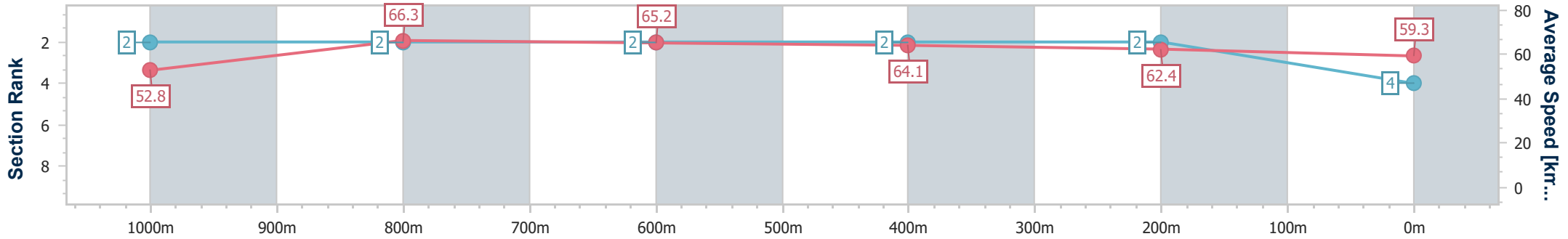
Race 4: GREAT NORTHERN BM68 Handicap - 1200m

07 January 2025 - 15:36



Track Rating: Good 4, Weather: Fine, Rail Position: +3m Entire

Section	Overall	1000m	800m	600m	400m	200m
Section Times	1:10.44 [4] (0:13.64)	0:56.80 [2] (0:10.89)	0:45.91 [2] (0:11.05)	0:34.86 [2] (0:11.20)	0:23.66 [2] (0:11.51)	0:12.15 [2] (0:12.15)
Average Speed [km/h]	52.8	66.3	65.2	64.1	62.4	59.3
Top Speed [km/h]	67.7	68.0	66.9	64.3	63.4	61.4
Avg. Dist. to Rail [m]	6.7	1.7	0.3	0.6	0.3	0.3
Avg. Stride Freq. [Hz]	2.4	2.5	2.4	2.4	2.4	2.4
Avg. Stride Length [m]	6.0	7.4	7.4	7.4	7.2	7.0



- [] Ranking at each section and finish
- .-.- No data available at this section
- NA No data available



Horse/Jockey Name	Baltray
Final Rank	5
Fastest Section Time (Section)	0:10.91 (1000m)
Top Speed [km/h] (Section)	67.3 (1000m)
Race State	Finished



Ipswich QLD Professional

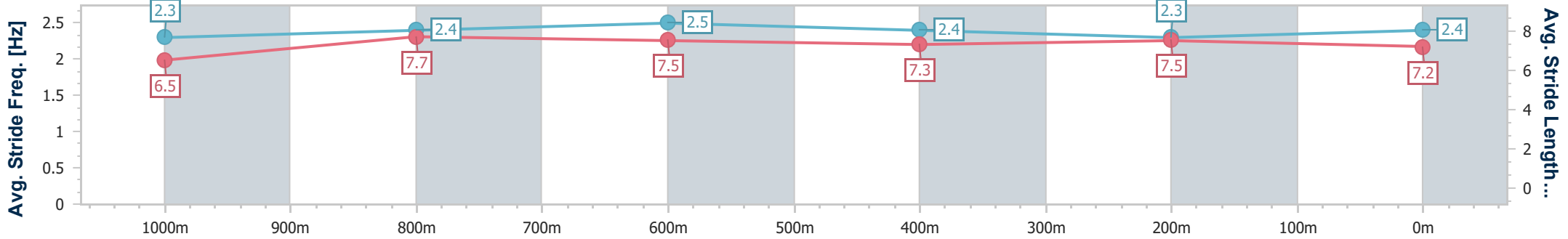
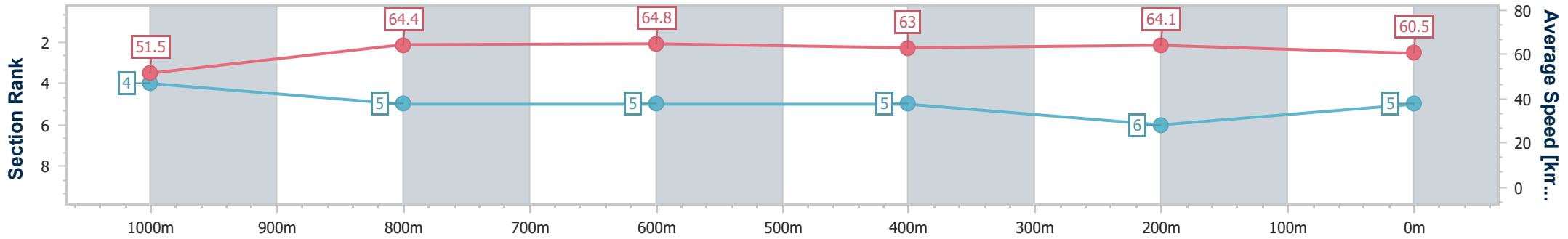
Race 4: GREAT NORTHERN BM68 Handicap - 1200m

07 January 2025 - 15:36



Track Rating: Good 4, Weather: Fine, Rail Position: +3m Entire

Section	Overall	1000m	800m	600m	400m	200m
Section Times	1:10.46 [5] (0:13.99)	0:56.47 [4] (0:10.91)	0:45.55 [5] (0:11.19)	0:34.36 [5] (0:11.18)	0:23.18 [5] (0:11.44)	0:11.74 [6] (0:11.74)
Average Speed [km/h]	51.5	64.4	64.8	63.0	64.1	60.5
Top Speed [km/h]	61.2	67.3	66.6	63.7	66.6	63.4
Avg. Dist. to Rail [m]	3.2	1.0	0.9	0.6	0.9	1.2
Avg. Stride Freq. [Hz]	2.3	2.4	2.5	2.4	2.3	2.4
Avg. Stride Length [m]	6.5	7.7	7.5	7.3	7.5	7.2



- [] Ranking at each section and finish
- .-.- No data available at this section
- NA No data available



Horse/Jockey Name	Tornado Rouge
Final Rank	6
Fastest Section Time (Section)	0:10.98 (1000m)
Top Speed [km/h] (Section)	68.1 (1000m)
Race State	Finished



Ipswich QLD Professional

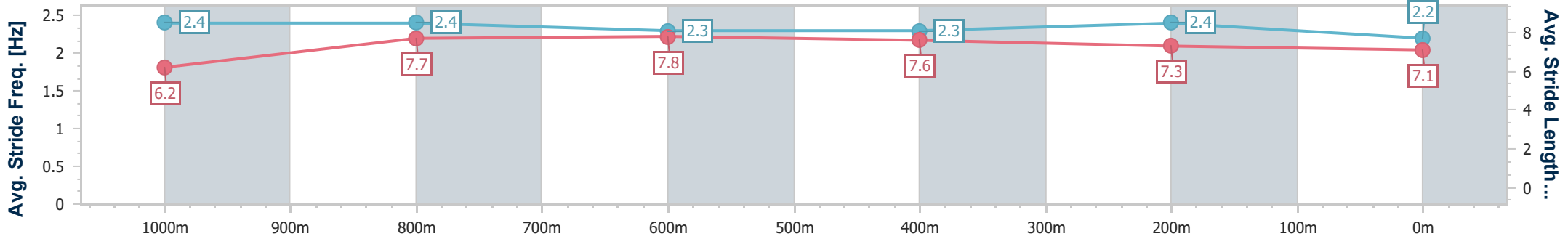
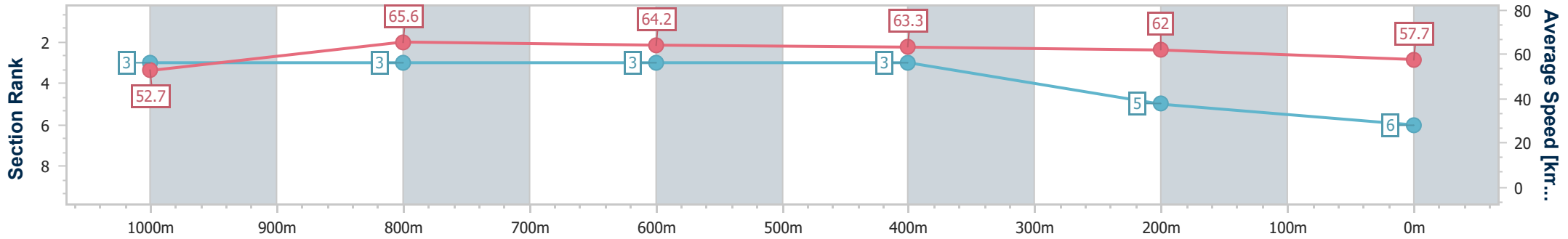
Race 4: GREAT NORTHERN BM68 Handicap - 1200m

07 January 2025 - 15:36



Track Rating: Good 4, Weather: Fine, Rail Position: +3m Entire

Section	Overall	1000m	800m	600m	400m	200m
Section Times	1:11.10 [6] (0:13.66)	0:57.44 [3] (0:10.98)	0:46.46 [3] (0:11.17)	0:35.29 [3] (0:11.28)	0:24.01 [3] (0:11.55)	0:12.46 [5] (0:12.46)
Average Speed [km/h]	52.7	65.6	64.2	63.3	62.0	57.7
Top Speed [km/h]	68.0	68.1	64.4	64.3	63.3	60.5
Avg. Dist. to Rail [m]	2.3	0.7	1.4	1.3	1.5	1.3
Avg. Stride Freq. [Hz]	2.4	2.4	2.3	2.3	2.4	2.2
Avg. Stride Length [m]	6.2	7.7	7.8	7.6	7.3	7.1



- [] Ranking at each section and finish
- .-.- No data available at this section
- NA No data available



Horse/Jockey Name	Executive Stress
Final Rank	7
Fastest Section Time (Section)	0:10.94 (1000m)
Top Speed [km/h] (Section)	67.7 (1000m)
Race State	Finished



Ipswich QLD Professional

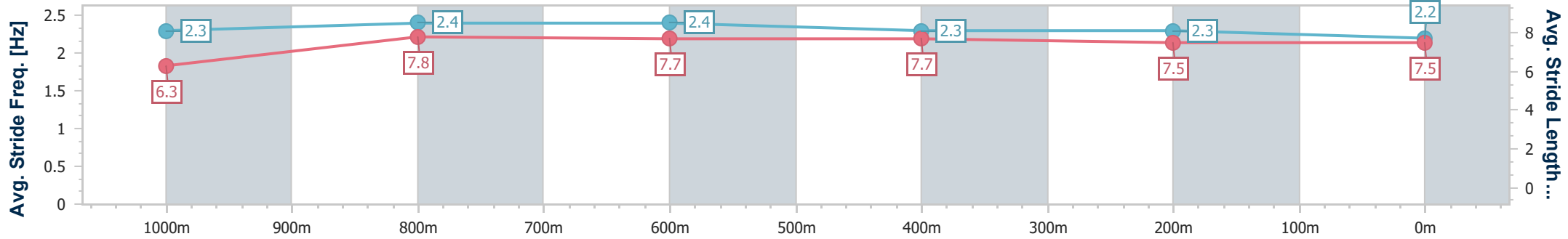
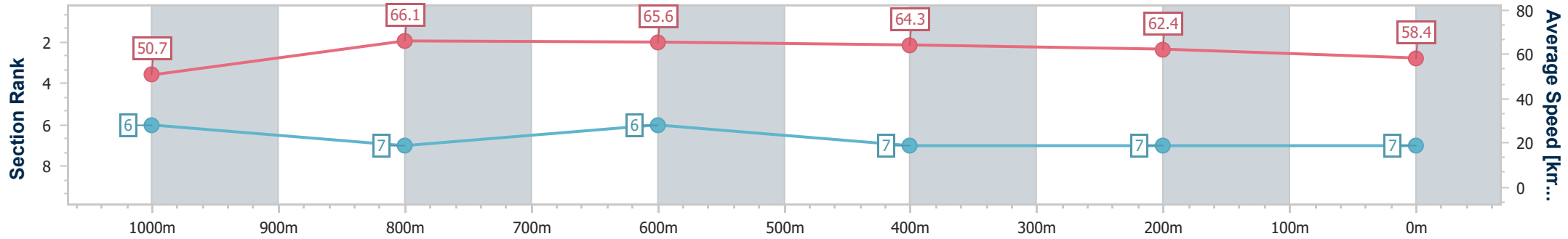
Race 4: GREAT NORTHERN BM68 Handicap - 1200m

07 January 2025 - 15:36



Track Rating: Good 4, Weather: Fine, Rail Position: +3m Entire

Section	Overall	1000m	800m	600m	400m	200m
Section Times	1:11.17 [7] (0:14.15)	0:57.02 [6] (0:10.94)	0:46.08 [7] (0:11.04)	0:35.04 [6] (0:11.25)	0:23.89 [7] (0:11.57)	0:12.32 [7] (0:12.32)
Average Speed [km/h]	50.7	66.1	65.6	64.3	62.4	58.4
Top Speed [km/h]	65.6	67.7	66.0	65.1	64.3	61.0
Avg. Dist. to Rail [m]	5.0	1.2	0.3	0.4	1.5	1.1
Avg. Stride Freq. [Hz]	2.3	2.4	2.4	2.3	2.3	2.2
Avg. Stride Length [m]	6.3	7.8	7.7	7.7	7.5	7.5



- [] Ranking at each section and finish
- .-.- No data available at this section
- NA No data available