



Ipswich QLD Professional

Race 6: GORDON'S GIN BM60 Handicap - 1666m

07 January 2025 - 16:50



Track Rating: Good 4, Weather: Fine, Rail Position: +3m Entire

Section		Field Times												
		Overall	1400m	1200m	1000m	800m	600m	400m	Last 600m					
		1:42.99 (0:18.93)	1:24.06 (0:11.78)	1:12.28 (0:11.86)	1:00.42 (0:12.36)	0:48.06 (0:12.40)	0:35.66 (0:12.07)	0:23.59 (0:11.81)	0:35.66					
Rank	TAB	Horse/Jockey	Barrier	Top Speed [km/h]	Fastest Section								Distance Travelled [m]	
1	7	AUTUMN MISS Dan McGillivray	4	63.3 400m	0:11.54 400m	1:42.99 [1] (0:19.13)	1:23.86 [4] (0:11.86)	1:12.00 [4] (0:11.96)	1:00.04 [4] (0:12.41)	0:47.63 [4] (0:12.35)	0:35.28 [5] (0:11.96)	0:23.32 [5] (0:11.54)	0:35.28	
2	3	OUR ORATOR Robbie Dolan	1	64.0 400m	0:11.54 400m	1:43.13 [2] (0:19.53)	1:23.60 [8] (0:11.82)	1:11.78 [7] (0:11.97)	0:59.81 [7] (0:12.34)	0:47.47 [7] (0:12.16)	0:35.31 [6] (0:12.00)	0:23.31 [7] (0:11.54)	0:35.31	-2
3	11	MISS BRITTANY Damien Thornton	10	64.6 400m	0:11.40 400m	1:43.15 [3] (0:19.72)	1:23.43 [10] (0:11.93)	1:11.50 [10] (0:12.11)	0:59.39 [10] (0:12.19)	0:47.20 [9] (0:12.15)	0:35.05 [9] (0:11.83)	0:23.22 [9] (0:11.40)	0:35.05	+9
4	2	CONNECTICUT Corey Sutherland	5	63.0 Overall	0:11.75 1400m	1:43.20 [4] (0:18.96)	1:24.24 [2] (0:11.75)	1:12.49 [1] (0:11.86)	1:00.63 [1] (0:12.36)	0:48.27 [1] (0:12.40)	0:35.87 [1] (0:12.07)	0:23.80 [1] (0:11.81)	0:35.87	+3
5	8	DARK THINKER Ron Stewart	8	62.7 400m	0:11.76 400m	1:43.42 [5] (0:19.35)	1:24.07 [7] (0:12.01)	1:12.06 [8] (0:12.07)	0:59.99 [8] (0:12.28)	0:47.71 [8] (0:12.16)	0:35.55 [7] (0:11.93)	0:23.62 [6] (0:11.76)	0:35.55	+8
6	13	NITROGLYCERINE Mark Du Plessis	3	63.1 200m	0:11.67 200m	1:43.50 [6] (0:19.71)	1:23.79 [9] (0:11.88)	1:11.91 [9] (0:12.14)	0:59.77 [9] (0:12.24)	0:47.53 [10] (0:12.14)	0:35.39 [10] (0:12.03)	0:23.36 [10] (0:11.69)	0:35.39	+4
7	10	RHODES Adin Thompson	6	62.0 400m	0:11.67 400m	1:43.52 [7] (0:19.14)	1:24.38 [5] (0:11.89)	1:12.49 [5] (0:12.06)	1:00.43 [5] (0:12.38)	0:48.05 [6] (0:12.40)	0:35.65 [8] (0:12.02)	0:23.63 [8] (0:11.67)	0:35.65	+3
8	4	NAGAMIE Martin Harley	7	62.2 400m	0:11.78 400m	1:43.52 [8] (0:18.93)	1:24.59 [1] (0:11.88)	1:12.71 [3] (0:12.01)	1:00.70 [3] (0:12.39)	0:48.31 [3] (0:12.40)	0:35.91 [3] (0:12.04)	0:23.87 [4] (0:11.78)	0:35.91	+3
9	6	ACES UP Samantha Collett	9	64.9 Overall	0:11.76 1400m	1:43.79 [9] (0:19.01)	1:24.78 [3] (0:11.76)	1:13.02 [2] (0:11.84)	1:01.18 [2] (0:12.46)	0:48.72 [2] (0:12.42)	0:36.30 [2] (0:12.00)	0:24.30 [2] (0:11.83)	0:36.30	+6
10	1	MARTEDI Jace McMurray	2	61.7 Overall	0:11.90 1400m	1:44.04 [10] (0:19.15)	1:24.89 [6] (0:11.90)	1:12.99 [6] (0:12.05)	1:00.94 [6] (0:12.32)	0:48.62 [5] (0:12.24)	0:36.38 [4] (0:11.91)	0:24.47 [3] (0:11.96)	0:36.38	+8

Scratched: Iberian Ruler (#9), Lovezeladys (#14), The Love Of Mary (#15), Reel Wild (#12), Monastery (#5)

[] Ranking at each section and finish
 -:-:- No data available at this section
 NA No data available

SCN Saddle cloth number
 DNF Did not finish
 DNT Did not track



Ipswich QLD Professional

Race 6: GORDON'S GIN BM60 Handicap - 1666m

07 January 2025 - 16:50



Track Rating: Good 4, Weather: Fine, Rail Position: +3m Entire

Section							200m			Last 600m
Field Times							0:11.78			0:35.66
Rank	TAB	Horse/Jockey	Barrier	Top Speed [km/h]	Fastest Section	Margin				Distance Travelled [m]
1	7	AUTUMN MISS Dan McGillivray	4	63.3 400m	0:11.54 400m	0:11.78 [1] (0:11.78)	1:42.99		0:35.28	
2	3	OUR ORATOR Robbie Dolan	1	64.0 400m	0:11.54 400m	0:11.77 [5] (0:11.77)	0.79L		0:35.31	-2
3	11	MISS BRITTANY Damien Thornton	10	64.6 400m	0:11.40 400m	0:11.82 [4] (0:11.82)	0.94L		0:35.05	+9
4	2	CONNECTICUT Corey Sutherland	5	63.0 Overall	0:11.75 1400m	0:11.99 [2] (0:11.99)	1.2L		0:35.87	+3
5	8	DARK THINKER Ron Stewart	8	62.7 400m	0:11.76 400m	0:11.86 [9] (0:11.86)	2.51L		0:35.55	+8
6	13	NITROGLYCERINE Mark Du Plessis	3	63.1 200m	0:11.67 200m	0:11.67 [10] (0:11.67)	3L		0:35.39	+4
7	10	RHODES Adin Thompson	6	62.0 400m	0:11.67 400m	0:11.96 [8] (0:11.96)	3.1L		0:35.65	+3
8	4	NAGAMIE Martin Harley	7	62.2 400m	0:11.78 400m	0:12.09 [6] (0:12.09)	3.12L		0:35.91	+3
9	6	ACES UP Samantha Collett	9	64.9 Overall	0:11.76 1400m	0:12.47 [3] (0:12.47)	4.71L		0:36.30	+6
10	1	MARTEDI Jace McMurray	2	61.7 Overall	0:11.90 1400m	0:12.51 [7] (0:12.51)	6.17L		0:36.38	+8

Scratched: Iberian Ruler (#9), Lovezeladys (#14), The Love Of Mary (#15), Reel Wild (#12), Monastery (#5)

[] Ranking at each section and finish
 -:-:- No data available at this section
 NA No data available

SCN Saddle cloth number
 DNF Did not finish
 DNT Did not track



Horse/Jockey Name	Autumn Miss
Final Rank	1
Fastest Section Time (Section)	0:11.54 (400m)
Top Speed [km/h] (Section)	63.3 (400m)
Race State	Finished



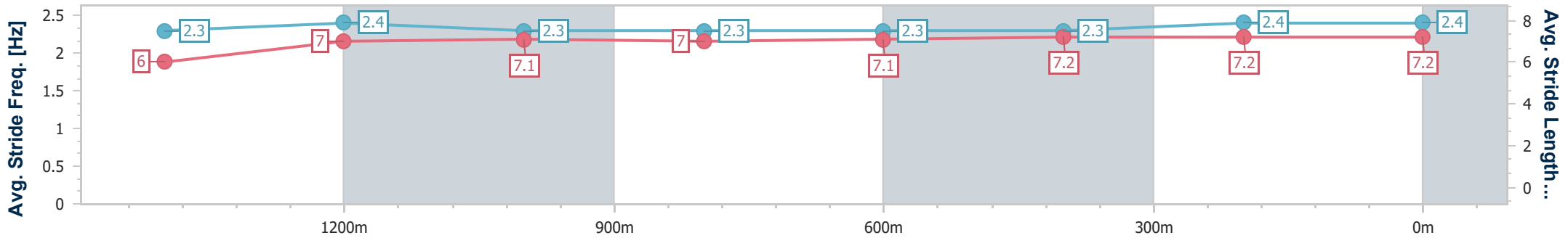
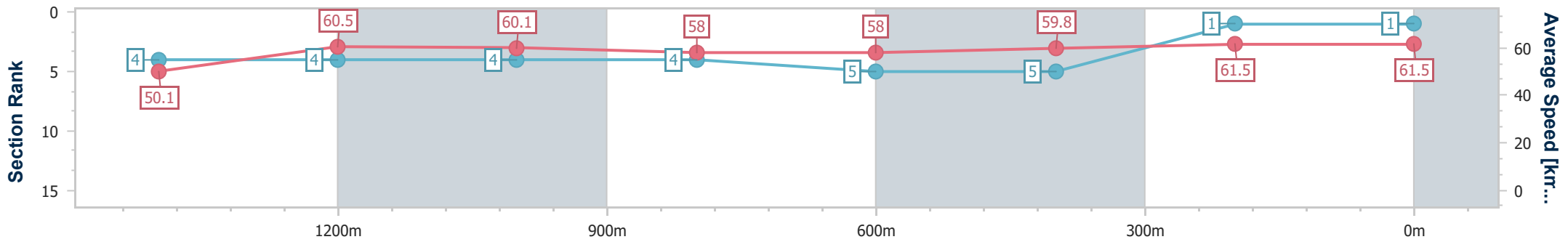
Ipswich QLD Professional
Race 6: GORDON'S GIN BM60 Handicap - 1666m



07 January 2025 - 16:50

Track Rating: Good 4, Weather: Fine, Rail Position: +3m Entire

Section	Overall	1400m	1200m	1000m	800m	600m	400m	200m
Section Times	1:42.99 [1] (0:19.13)	1:23.86 [4] (0:11.86)	1:12.00 [4] (0:11.96)	1:00.04 [4] (0:12.41)	0:47.63 [4] (0:12.35)	0:35.28 [5] (0:11.96)	0:23.32 [5] (0:11.54)	0:11.78 [1] (0:11.78)
Average Speed [km/h]	50.1	60.5	60.1	58.0	58.0	59.8	61.5	61.5
Top Speed [km/h]	62.3	62.0	61.7	59.6	59.6	61.4	63.3	62.9
Avg. Dist. to Rail [m]	2.6	0.6	0.2	0.5	1.2	2.2	1.9	3.6
Avg. Stride Freq. [Hz]	2.3	2.4	2.3	2.3	2.3	2.3	2.4	2.4
Avg. Stride Length [m]	6.0	7.0	7.1	7.0	7.1	7.2	7.2	7.2



- [] Ranking at each section and finish
- .-.- No data available at this section
- NA No data available



Horse/Jockey Name	Our Orator
Final Rank	2
Fastest Section Time (Section)	0:11.54 (400m)
Top Speed [km/h] (Section)	64.0 (400m)
Race State	Finished



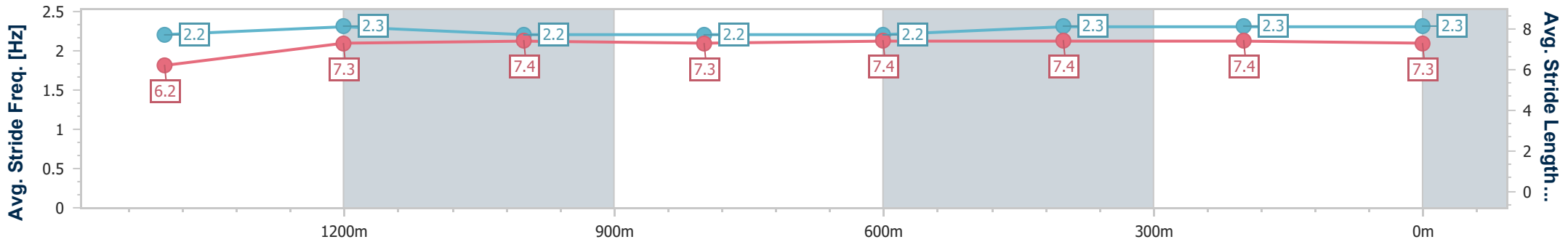
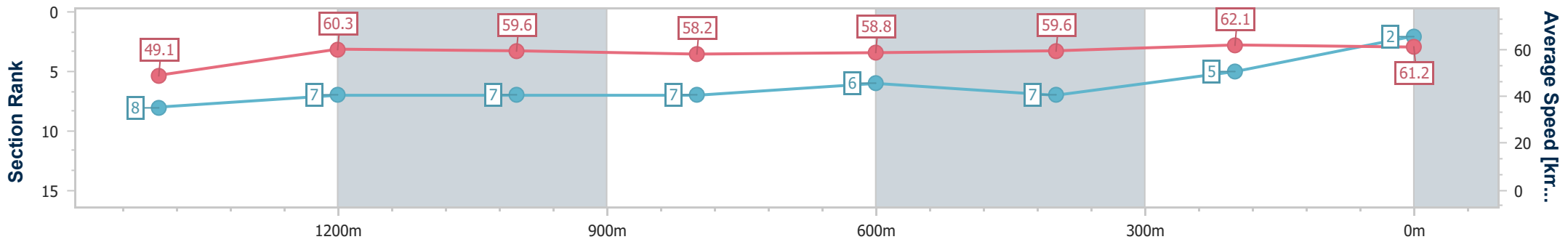
Ipswich QLD Professional
Race 6: GORDON'S GIN BM60 Handicap - 1666m



07 January 2025 - 16:50

Track Rating: Good 4, Weather: Fine, Rail Position: +3m Entire

Section	Overall	1400m	1200m	1000m	800m	600m	400m	200m
Section Times	1:43.13 [2] (0:19.53)	1:23.60 [8] (0:11.82)	1:11.78 [7] (0:11.97)	0:59.81 [7] (0:12.34)	0:47.47 [7] (0:12.16)	0:35.31 [6] (0:12.00)	0:23.31 [7] (0:11.54)	0:11.77 [5]
Average Speed [km/h]	49.1	60.3	59.6	58.2	58.8	59.6	62.1	61.2
Top Speed [km/h]	60.4	61.2	60.5	59.3	60.0	60.9	64.0	62.7
Avg. Dist. to Rail [m]	2.3	2.0	1.6	1.1	1.5	1.5	1.0	3.0
Avg. Stride Freq. [Hz]	2.2	2.3	2.2	2.2	2.2	2.3	2.3	2.3
Avg. Stride Length [m]	6.2	7.3	7.4	7.3	7.4	7.4	7.4	7.3



- [] Ranking at each section and finish
- .-.- No data available at this section
- NA No data available



Horse/Jockey Name	Miss Brittany
Final Rank	3
Fastest Section Time (Section)	0:11.40 (400m)
Top Speed [km/h] (Section)	64.6 (400m)
Race State	Finished



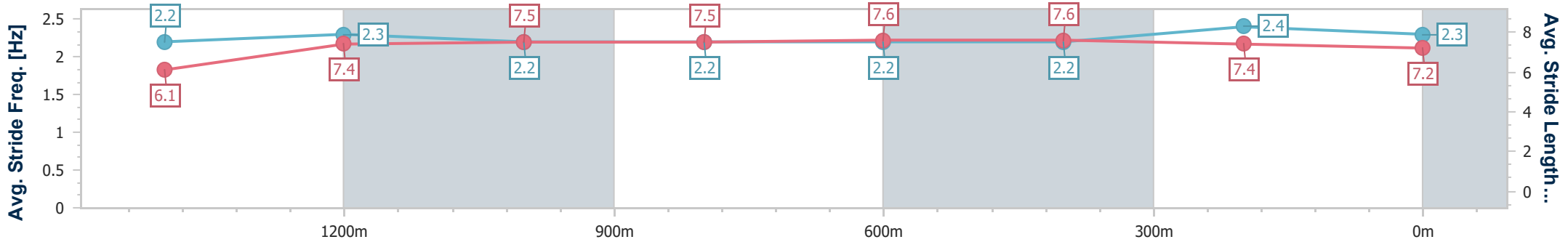
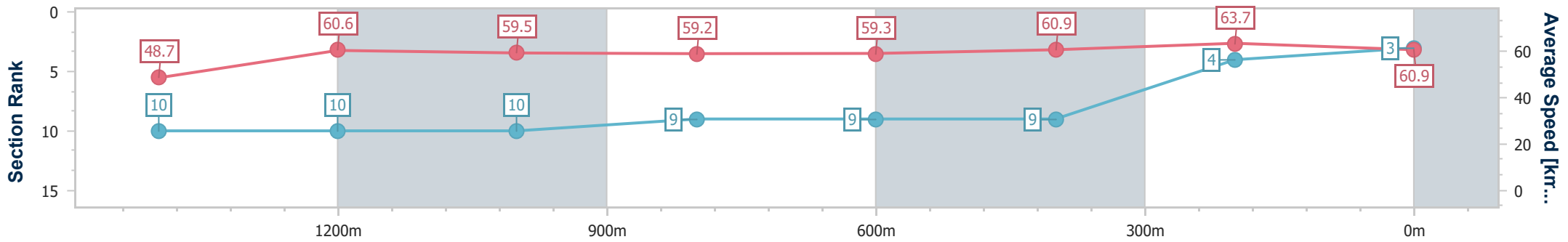
Ipswich QLD Professional
Race 6: GORDON'S GIN BM60 Handicap - 1666m



07 January 2025 - 16:50

Track Rating: Good 4, Weather: Fine, Rail Position: +3m Entire

Section	Overall	1400m	1200m	1000m	800m	600m	400m	200m					
Section Times	1:43.15 [3] (0:19.72)	1:23.43 [10] (0:11.93)	1:11.50 [10] (0:12.11)	0:59.39 [10] (0:12.19)	0:47.20 [9] (0:12.15)	0:35.05 [9] (0:11.83)	0:23.22 [9] (0:11.40)	0:11.82 [4]					
Average Speed [km/h]	48.7	60.6	59.5	59.2	59.3	60.9	63.7	60.9					
Top Speed [km/h]	61.6	62.3	60.6	61.0	60.8	63.5	64.6	63.6					
Avg. Dist. to Rail [m]	7.8	0.4	0.6	0.6	0.3	0.6	2.8	5.6					
Avg. Stride Freq. [Hz]	2.2	2.3	2.2	2.2	2.2	2.2	2.4	2.3					
Avg. Stride Length [m]	6.1	7.4	7.5	7.5	7.6	7.6	7.4	7.2					



- [] Ranking at each section and finish
- .-.- No data available at this section
- NA No data available



Horse/Jockey Name	Connecticut
Final Rank	4
Fastest Section Time (Section)	0:11.75 (1400m)
Top Speed [km/h] (Section)	63.0 (Overall)
Race State	Finished



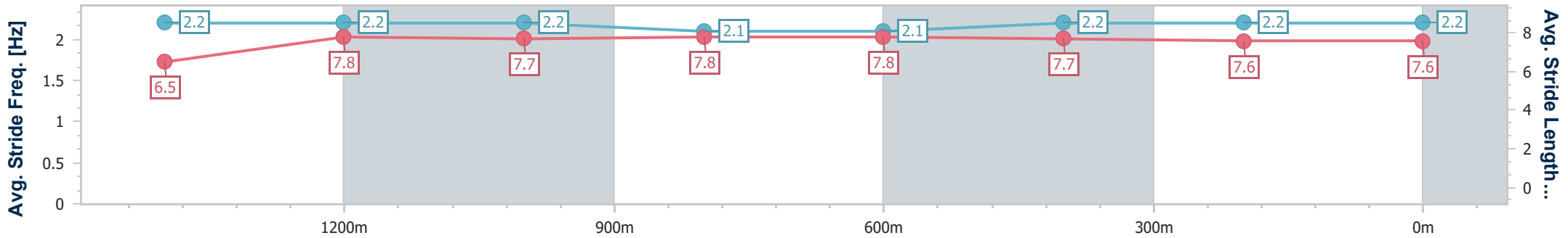
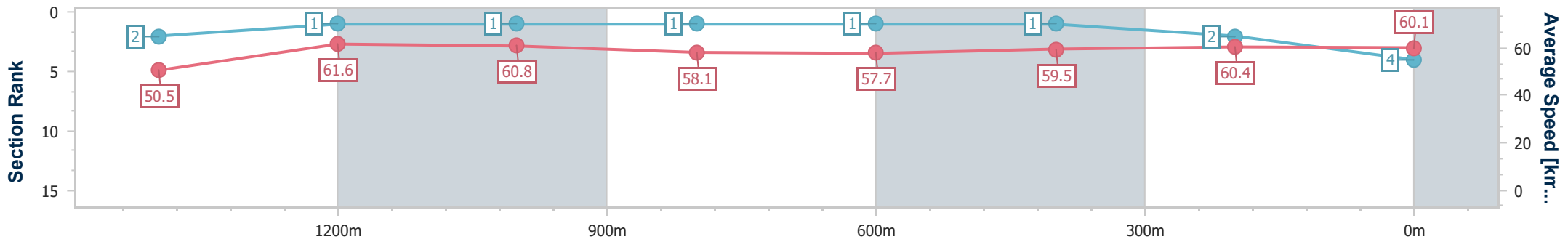
Ipswich QLD Professional
Race 6: GORDON'S GIN BM60 Handicap - 1666m



07 January 2025 - 16:50

Track Rating: Good 4, Weather: Fine, Rail Position: +3m Entire

Section	Overall	1400m	1200m	1000m	800m	600m	400m	200m
Section Times	1:43.20 [4] (0:18.96)	1:24.24 [2] (0:11.75)	1:12.49 [1] (0:11.86)	1:00.63 [1] (0:12.36)	0:48.27 [1] (0:12.40)	0:35.87 [1] (0:12.07)	0:23.80 [1] (0:11.81)	0:11.99 [2] (0:11.99)
Average Speed [km/h]	50.5	61.6	60.8	58.1	57.7	59.5	60.4	60.1
Top Speed [km/h]	63.0	63.0	62.9	59.6	58.4	60.5	61.3	61.3
Avg. Dist. to Rail [m]	4.3	1.2	0.4	0.6	1.4	1.5	1.8	0.8
Avg. Stride Freq. [Hz]	2.2	2.2	2.2	2.1	2.1	2.2	2.2	2.2
Avg. Stride Length [m]	6.5	7.8	7.7	7.8	7.8	7.7	7.6	7.6



- [] Ranking at each section and finish
- .-.- No data available at this section
- NA No data available



Horse/Jockey Name	Dark Thinker
Final Rank	5
Fastest Section Time (Section)	0:11.76 (400m)
Top Speed [km/h] (Section)	62.7 (400m)
Race State	Finished



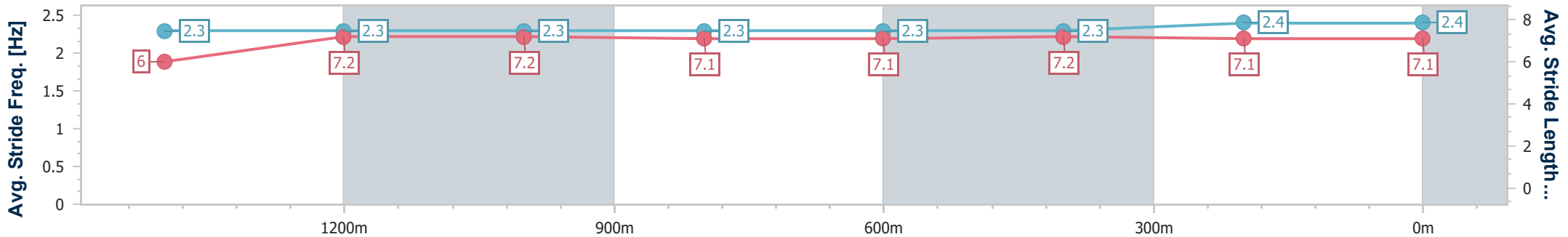
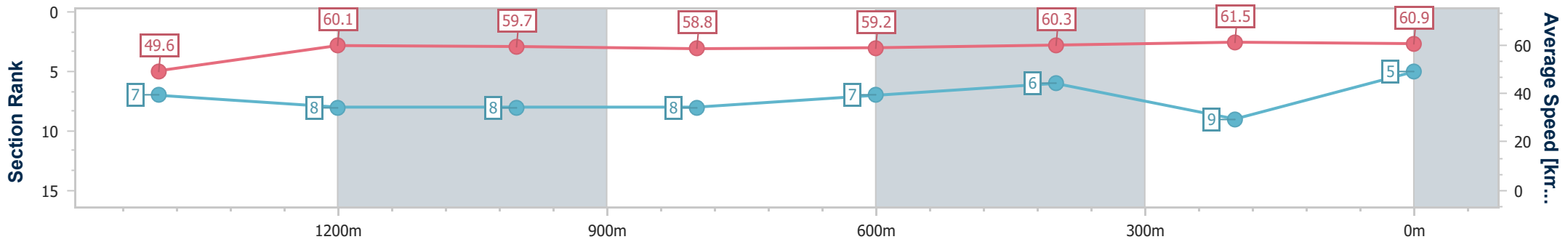
Ipswich QLD Professional
 Race 6: GORDON'S GIN BM60 Handicap - 1666m



07 January 2025 - 16:50

Track Rating: Good 4, Weather: Fine, Rail Position: +3m Entire

Section	Overall	1400m	1200m	1000m	800m	600m	400m	200m
Section Times	1:43.42 [5] (0:19.35)	1:24.07 [7] (0:12.01)	1:12.06 [8] (0:12.07)	0:59.99 [8] (0:12.28)	0:47.71 [8] (0:12.16)	0:35.55 [7] (0:11.93)	0:23.62 [6] (0:11.76)	0:11.86 [9] (0:11.86)
Average Speed [km/h]	49.6	60.1	59.7	58.8	59.2	60.3	61.5	60.9
Top Speed [km/h]	60.1	61.3	60.5	59.8	60.8	61.8	62.7	61.8
Avg. Dist. to Rail [m]	5.8	0.4	0.5	0.4	0.2	0.5	2.3	6.4
Avg. Stride Freq. [Hz]	2.3	2.3	2.3	2.3	2.3	2.3	2.4	2.4
Avg. Stride Length [m]	6.0	7.2	7.2	7.1	7.1	7.2	7.1	7.1



- [] Ranking at each section and finish
- .-.- No data available at this section
- NA No data available



Horse/Jockey Name	Nitroglycerine
Final Rank	6
Fastest Section Time (Section)	0:11.67 (200m)
Top Speed [km/h] (Section)	63.1 (200m)
Race State	Finished



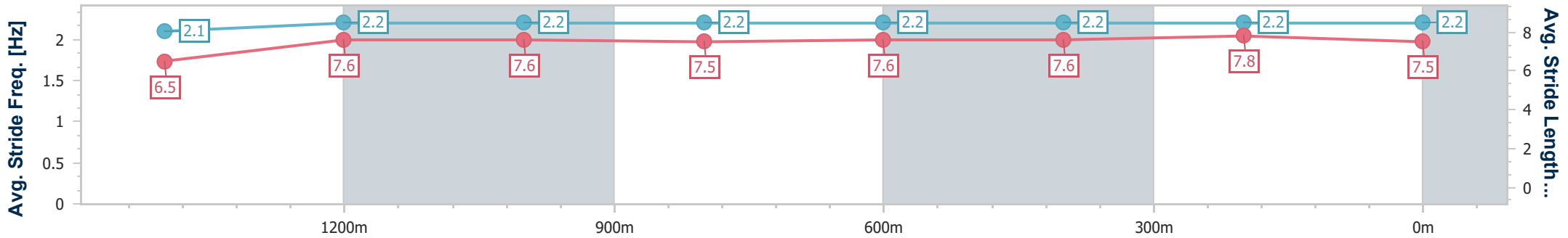
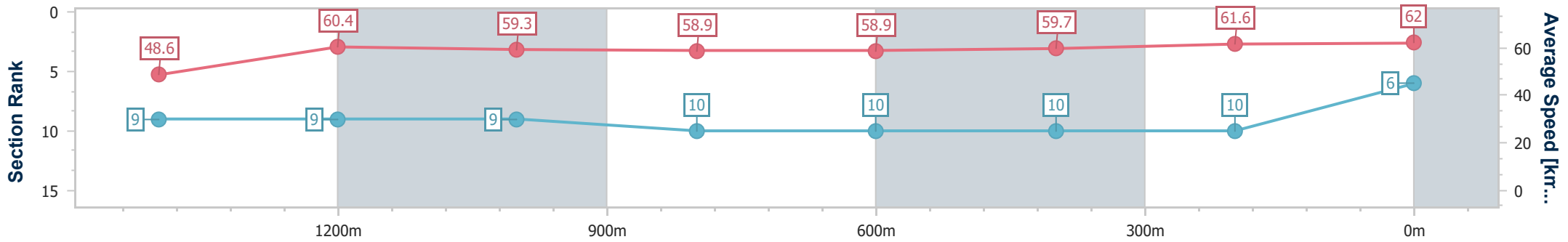
Ipswich QLD Professional
Race 6: GORDON'S GIN BM60 Handicap - 1666m



07 January 2025 - 16:50

Track Rating: Good 4, Weather: Fine, Rail Position: +3m Entire

Section	Overall	1400m	1200m	1000m	800m	600m	400m	200m
Section Times	1:43.50 [6] (0:19.71)	1:23.79 [9] (0:11.88)	1:11.91 [9] (0:12.14)	0:59.77 [9] (0:12.24)	0:47.53 [10] (0:12.14)	0:35.39 [10] (0:12.03)	0:23.36 [10] (0:11.69)	0:11.67 [10] (0:11.67)
Average Speed [km/h]	48.6	60.4	59.3	58.9	58.9	59.7	61.6	62.0
Top Speed [km/h]	60.3	61.1	60.0	61.0	60.6	60.4	63.0	63.1
Avg. Dist. to Rail [m]	2.7	0.4	0.3	0.4	1.0	1.0	1.6	7.2
Avg. Stride Freq. [Hz]	2.1	2.2	2.2	2.2	2.2	2.2	2.2	2.2
Avg. Stride Length [m]	6.5	7.6	7.6	7.5	7.6	7.6	7.8	7.5



- [] Ranking at each section and finish
- .-.- No data available at this section
- NA No data available



Horse/Jockey Name	Rhodes
Final Rank	7
Fastest Section Time (Section)	0:11.67 (400m)
Top Speed [km/h] (Section)	62.0 (400m)
Race State	Finished



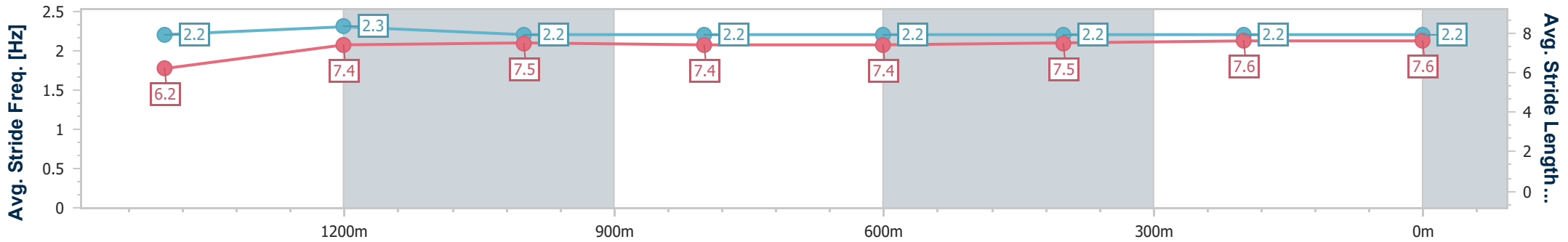
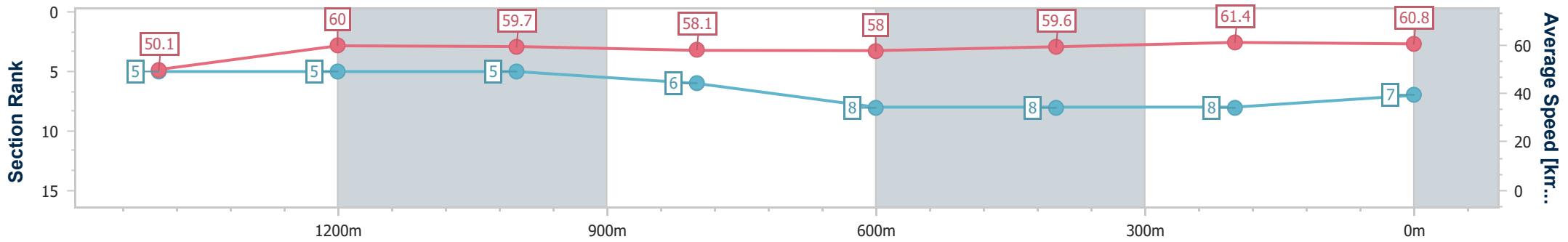
Ipswich QLD Professional
Race 6: GORDON'S GIN BM60 Handicap - 1666m



07 January 2025 - 16:50

Track Rating: Good 4, Weather: Fine, Rail Position: +3m Entire

Section	Overall	1400m	1200m	1000m	800m	600m	400m	200m
Section Times	1:43.52 [7] (0:19.14)	1:24.38 [5] (0:11.89)	1:12.49 [5] (0:12.06)	1:00.43 [5] (0:12.38)	0:48.05 [6] (0:12.40)	0:35.65 [8] (0:12.02)	0:23.63 [8] (0:11.67)	0:11.96 [8] (0:11.96)
Average Speed [km/h]	50.1	60.0	59.7	58.1	58.0	59.6	61.4	60.8
Top Speed [km/h]	61.0	61.0	60.3	59.3	58.9	60.6	62.0	61.2
Avg. Dist. to Rail [m]	3.9	1.7	0.6	0.3	0.2	0.7	1.0	3.7
Avg. Stride Freq. [Hz]	2.2	2.3	2.2	2.2	2.2	2.2	2.2	2.2
Avg. Stride Length [m]	6.2	7.4	7.5	7.4	7.4	7.5	7.6	7.6



- [] Ranking at each section and finish
- .-.- No data available at this section
- NA No data available



Horse/Jockey Name	Nagamie
Final Rank	8
Fastest Section Time (Section)	0:11.78 (400m)
Top Speed [km/h] (Section)	62.2 (400m)
Race State	Finished



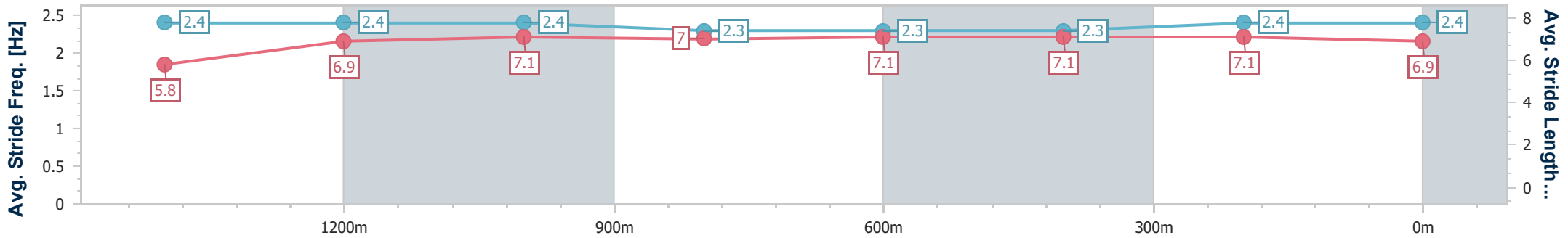
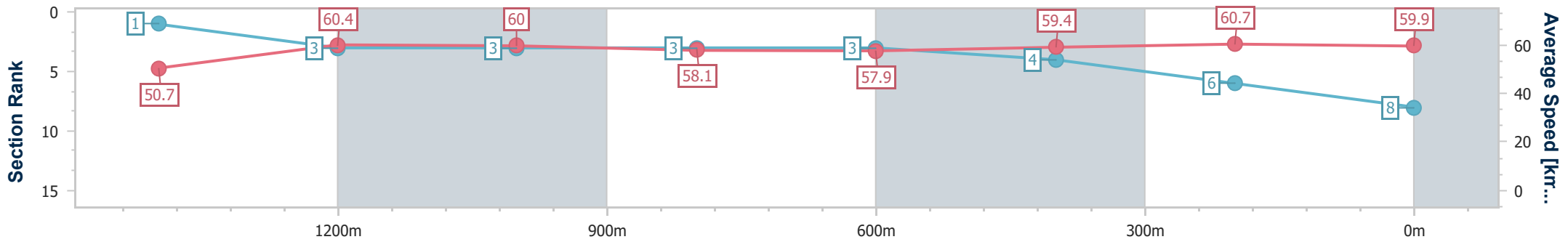
Ipswich QLD Professional
Race 6: GORDON'S GIN BM60 Handicap - 1666m



07 January 2025 - 16:50

Track Rating: Good 4, Weather: Fine, Rail Position: +3m Entire

Section	Overall	1400m	1200m	1000m	800m	600m	400m	200m
Section Times	1:43.52 [8] (0:18.93)	1:24.59 [1] (0:11.88)	1:12.71 [3] (0:12.01)	1:00.70 [3] (0:12.39)	0:48.31 [3] (0:12.40)	0:35.91 [3] (0:12.04)	0:23.87 [4] (0:11.78)	0:12.09 [6] (0:12.09)
Average Speed [km/h]	50.7	60.4	60.0	58.1	57.9	59.4	60.7	59.9
Top Speed [km/h]	61.6	61.7	61.1	59.8	58.5	61.7	62.2	60.6
Avg. Dist. to Rail [m]	4.4	0.5	0.2	0.4	0.9	1.0	1.9	1.2
Avg. Stride Freq. [Hz]	2.4	2.4	2.4	2.3	2.3	2.3	2.4	2.4
Avg. Stride Length [m]	5.8	6.9	7.1	7.0	7.1	7.1	7.1	6.9



- [] Ranking at each section and finish
- .-.- No data available at this section
- NA No data available



Horse/Jockey Name	Aces Up
Final Rank	9
Fastest Section Time (Section)	0:11.76 (1400m)
Top Speed [km/h] (Section)	64.9 (Overall)
Race State	Finished



Ipswich QLD Professional

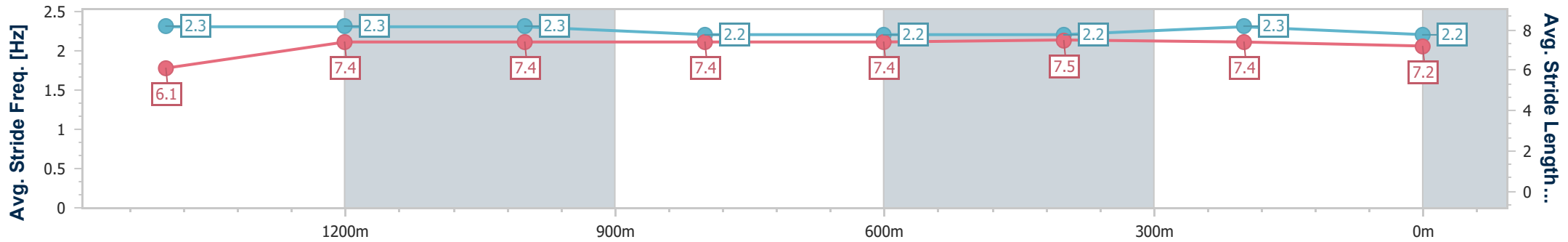
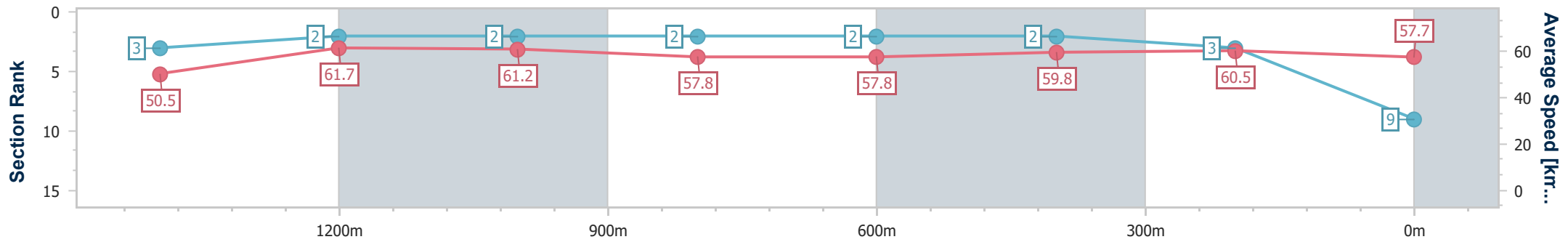
Race 6: GORDON'S GIN BM60 Handicap - 1666m

07 January 2025 - 16:50



Track Rating: Good 4, Weather: Fine, Rail Position: +3m Entire

Section	Overall	1400m	1200m	1000m	800m	600m	400m	200m
Section Times	1:43.79 [9] (0:19.01)	1:24.78 [3] (0:11.76)	1:13.02 [2] (0:11.84)	1:01.18 [2] (0:12.46)	0:48.72 [2] (0:12.42)	0:36.30 [2] (0:12.00)	0:24.30 [2] (0:11.83)	0:12.47 [3] (0:12.47)
Average Speed [km/h]	50.5	61.7	61.2	57.8	57.8	59.8	60.5	57.7
Top Speed [km/h]	64.9	63.3	62.7	58.8	58.6	60.5	61.2	60.7
Avg. Dist. to Rail [m]	7.1	2.0	0.8	0.2	0.4	0.9	1.4	0.9
Avg. Stride Freq. [Hz]	2.3	2.3	2.3	2.2	2.2	2.2	2.3	2.2
Avg. Stride Length [m]	6.1	7.4	7.4	7.4	7.4	7.5	7.4	7.2



- [] Ranking at each section and finish
- .-.- No data available at this section
- NA No data available



Horse/Jockey Name	Martedi
Final Rank	10
Fastest Section Time (Section)	0:11.90 (1400m)
Top Speed [km/h] (Section)	61.7 (Overall)
Race State	Finished



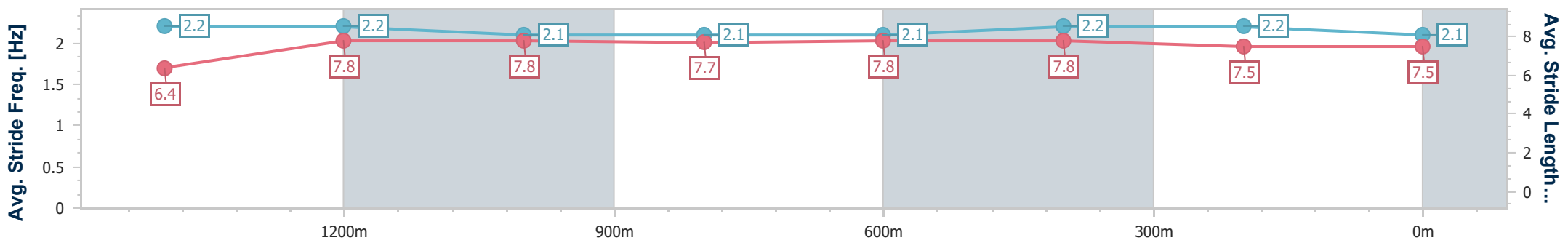
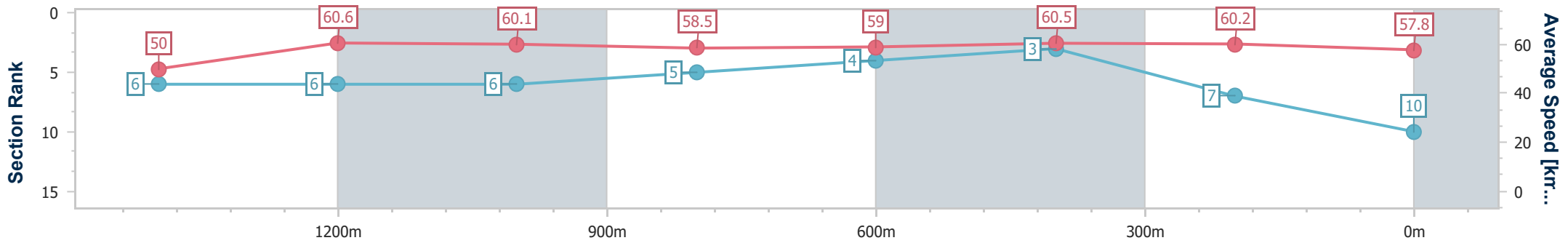
Ipswich QLD Professional
Race 6: GORDON'S GIN BM60 Handicap - 1666m



07 January 2025 - 16:50

Track Rating: Good 4, Weather: Fine, Rail Position: +3m Entire

Section	Overall	1400m	1200m	1000m	800m	600m	400m	200m
Section Times	1:44.04 [10] (0:19.15)	1:24.89 [6] (0:11.90)	1:12.99 [6] (0:12.05)	1:00.94 [6] (0:12.32)	0:48.62 [5] (0:12.24)	0:36.38 [4] (0:11.91)	0:24.47 [3] (0:11.96)	0:12.51 [7] (0:12.51)
Average Speed [km/h]	50.0	60.6	60.1	58.5	59.0	60.5	60.2	57.8
Top Speed [km/h]	61.7	61.0	61.1	59.9	59.4	61.4	61.5	59.8
Avg. Dist. to Rail [m]	2.4	0.4	1.1	1.0	0.5	0.4	1.3	4.4
Avg. Stride Freq. [Hz]	2.2	2.2	2.1	2.1	2.1	2.2	2.2	2.1
Avg. Stride Length [m]	6.4	7.8	7.8	7.7	7.8	7.8	7.5	7.5



- [] Ranking at each section and finish
- .-.- No data available at this section
- NA No data available