



# Ipswich QLD Professional

## Race 7: AUSTRALIA DAY RACES 26 JANUARY BM58 Handicap - 1100m

07 January 2025 - 17:30



Track Rating: Good 4, Weather: Fine, Rail Position: +3m Entire

Section		Field Times											Last 600m					
		Overall	1000m	800m	600m	400m	200m						0:34.42					
		1:04.57 (0:08.30)	0:56.27 (0:10.71)	0:45.56 (0:11.14)	0:34.42 (0:11.28)	0:23.14 (0:11.52)	0:11.62 (0:11.62)											
Rank	TAB	Horse/Jockey	Barrier	Top Speed [km/h]	Fastest Section												Margin	Distance Travelled [m]
1	5	DEPUTIZE Kyle Wilson-Taylor	8	67.4 1000m	0:08.38 Overall	1:04.57 [1] (0:08.38)	0:56.19 [3] (0:10.85)	0:45.34 [2] (0:11.10)	0:34.24 [2] (0:11.23)	0:23.01 [2] (0:11.39)	0:11.62 [1] (0:11.62)	1:04.57	0:34.24					
2	3	ARTIE PANTZ Michael Rodd	6	66.3 800m	0:08.32 Overall	1:04.77 [2] (0:08.32)	0:56.45 [2] (0:11.10)	0:45.35 [4] (0:11.15)	0:34.20 [5] (0:11.25)	0:22.95 [5] (0:11.35)	0:11.60 [3] (0:11.60)	1.16L	0:34.20	+1				
3	6	LIKE SMOKE Georgina Cartwright	5	66.7 1000m	0:08.92 Overall	1:04.94 [3] (0:08.92)	0:56.02 [9] (0:10.95)	0:45.07 [10] (0:11.15)	0:33.92 [10] (0:11.22)	0:22.70 [10] (0:11.33)	0:11.37 [10] (0:11.37)	2.16L	0:33.92	+0				
4	14	HOW RUDE Emily Lang	3	66.3 1000m	0:08.66 Overall	1:04.96 [4] (0:08.66)	0:56.30 [5] (0:10.98)	0:45.32 [6] (0:11.17)	0:34.15 [8] (0:11.21)	0:22.94 [8] (0:11.32)	0:11.62 [7] (0:11.62)	2.29L	0:34.15	+0				
5	11	LINE OF LAW Jake Bayliss	2	67.3 1000m	0:08.90 Overall	1:04.98 [5] (0:08.90)	0:56.08 [8] (0:10.79)	0:45.29 [8] (0:11.06)	0:34.23 [7] (0:11.17)	0:23.06 [7] (0:11.48)	0:11.58 [8] (0:11.58)	2.42L	0:34.23	-4				
6	13	YEMEAN Siobhan Rutledge	10	68.3 1000m	0:08.92 Overall	1:05.04 [6] (0:08.92)	0:56.12 [10] (0:10.75)	0:45.37 [7] (0:10.95)	0:34.42 [6] (0:11.22)	0:23.20 [6] (0:11.37)	0:11.83 [5] (0:11.83)	2.72L	0:34.42	+3				
7	10	OUR DRUMMER Robbie Dolan	1	67.6 1000m	0:08.67 Overall	1:05.08 [7] (0:08.67)	0:56.41 [6] (0:10.73)	0:45.68 [3] (0:11.09)	0:34.59 [4] (0:11.22)	0:23.37 [4] (0:11.53)	0:11.84 [6] (0:11.84)	2.99L	0:34.59	-3				
8	16	IT'S HELLS BELLS Ron Stewart	7	67.1 1000m	0:08.56 Overall	1:05.56 [8] (0:08.56)	0:57.00 [4] (0:10.95)	0:46.05 [5] (0:10.92)	0:35.13 [3] (0:11.23)	0:23.90 [3] (0:11.48)	0:12.42 [2] (0:12.42)	5.78L	0:35.13	+3				
9	17	RICKISS Gabrielle Semmens	9	67.3 1000m	0:08.81 Overall	1:05.68 [9] (0:08.81)	0:56.87 [7] (0:11.00)	0:45.87 [9] (0:11.14)	0:34.73 [9] (0:11.24)	0:23.49 [9] (0:11.35)	0:12.14 [9] (0:12.14)	6.49L	0:34.73	+4				
10	9	RAFALE JOLIE Samantha Collett	4	68.3 1000m	0:08.30 Overall	1:06.43 [10] (0:08.30)	0:58.13 [1] (0:10.71)	0:47.42 [1] (0:11.14)	0:36.28 [1] (0:11.28)	0:25.00 [1] (0:11.76)	0:13.24 [4] (0:13.24)	10.91L	0:36.28	-3				

Scratched: Copper Sunset (#2), Giliana (#8), Torque About Magic (#15), Fighting Idol (#1), Itza Motza (#4), Platinum Lies (#7), Make It So (#12)

[ ] Ranking at each section and finish  
 -:-:- No data available at this section  
 NA No data available

SCN Saddle cloth number  
 DNF Did not finish  
 DNT Did not track



Horse/Jockey Name	Deputize
Final Rank	1
Fastest Section Time (Section)	0:08.38 (Overall)
Top Speed [km/h] (Section)	67.4 (1000m)
Race State	Finished



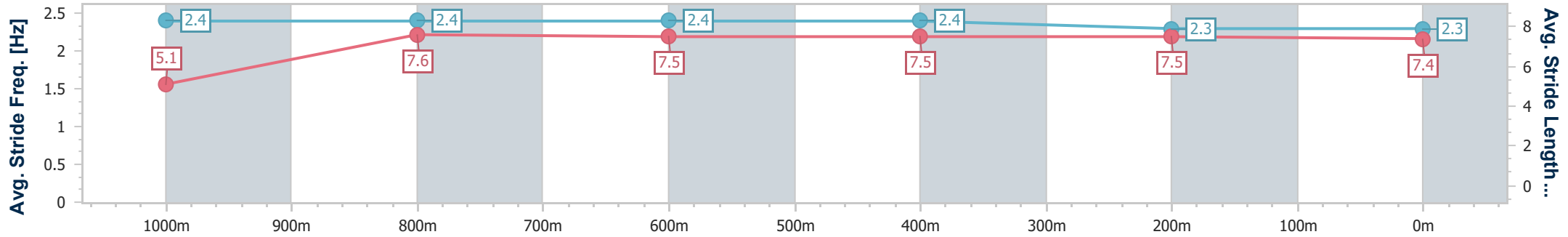
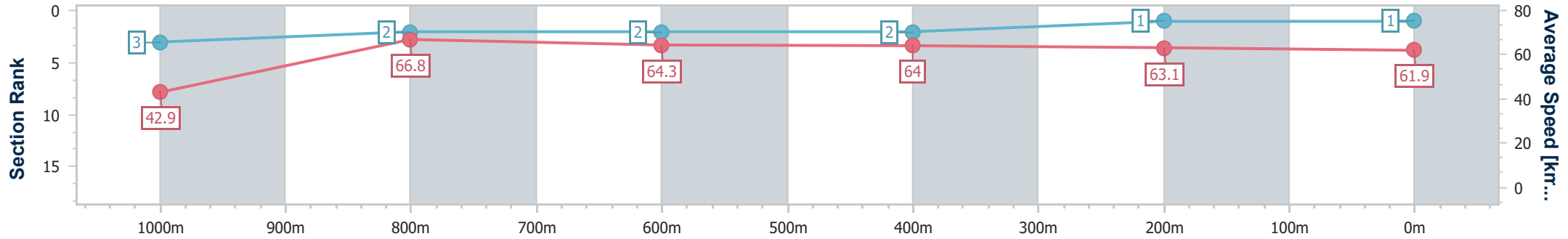
Ipswich QLD Professional  
Race 7: AUSTRALIA DAY RACES 26 JANUARY BM58 Handicap  
- 1100m



07 January 2025 - 17:30

Track Rating: Good 4, Weather: Fine, Rail Position: +3m Entire

Section	Overall	1000m	800m	600m	400m	200m
Section Times	1:04.57 [1] (0:08.38)	0:56.19 [3] (0:10.85)	0:45.34 [2] (0:11.10)	0:34.24 [2] (0:11.23)	0:23.01 [2] (0:11.39)	0:11.62 [1] (0:11.62)
Average Speed [km/h]	42.9	66.8	64.3	64.0	63.1	61.9
Top Speed [km/h]	65.6	67.4	65.6	64.6	64.0	62.7
Avg. Dist. to Rail [m]	7.2	2.0	1.1	0.8	0.5	1.5
Avg. Stride Freq. [Hz]	2.4	2.4	2.4	2.4	2.3	2.3
Avg. Stride Length [m]	5.1	7.6	7.5	7.5	7.5	7.4



- [ ] Ranking at each section and finish
- .-.- No data available at this section
- NA No data available



Horse/Jockey Name	Artie Pantz
Final Rank	2
Fastest Section Time (Section)	0:08.32 (Overall)
Top Speed [km/h] (Section)	66.3 (800m)
Race State	Finished



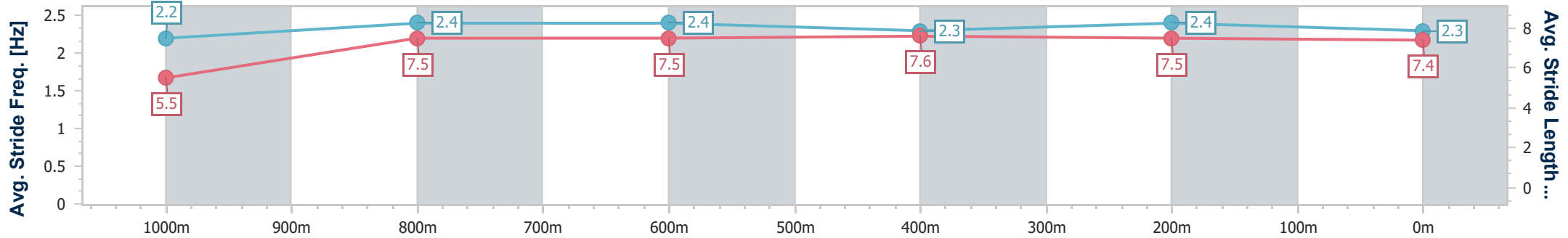
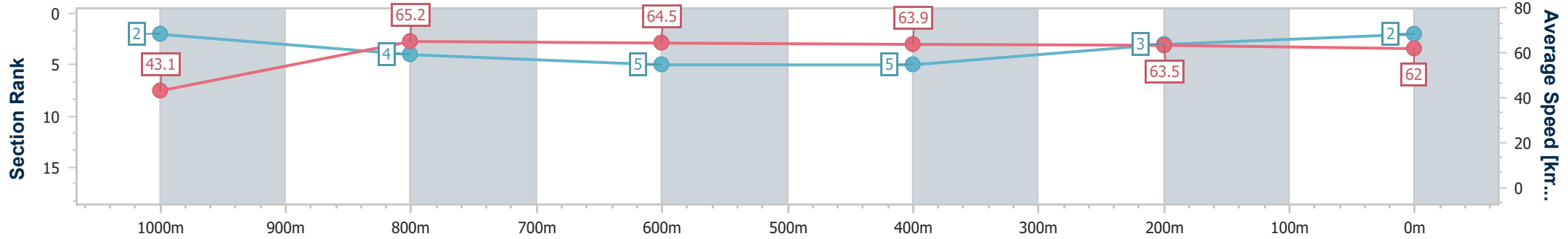
Ipswich QLD Professional  
Race 7: AUSTRALIA DAY RACES 26 JANUARY BM58 Handicap  
- 1100m



07 January 2025 - 17:30

Track Rating: Good 4, Weather: Fine, Rail Position: +3m Entire

Section	Overall	1000m	800m	600m	400m	200m
Section Times	1:04.77 [2] (0:08.32)	0:56.45 [2] (0:11.10)	0:45.35 [4] (0:11.15)	0:34.20 [5] (0:11.25)	0:22.95 [5] (0:11.35)	0:11.60 [3] (0:11.60)
Average Speed [km/h]	43.1	65.2	64.5	63.9	63.5	62.0
Top Speed [km/h]	63.9	66.2	66.3	64.8	64.2	64.4
Avg. Dist. to Rail [m]	6.4	2.0	0.3	0.6	0.6	2.4
Avg. Stride Freq. [Hz]	2.2	2.4	2.4	2.3	2.4	2.3
Avg. Stride Length [m]	5.5	7.5	7.5	7.6	7.5	7.4



- [ ] Ranking at each section and finish
- .-.-.- No data available at this section
- NA No data available



Horse/Jockey Name	Like Smoke
Final Rank	3
Fastest Section Time (Section)	0:08.92 (Overall)
Top Speed [km/h] (Section)	66.7 (1000m)
Race State	Finished



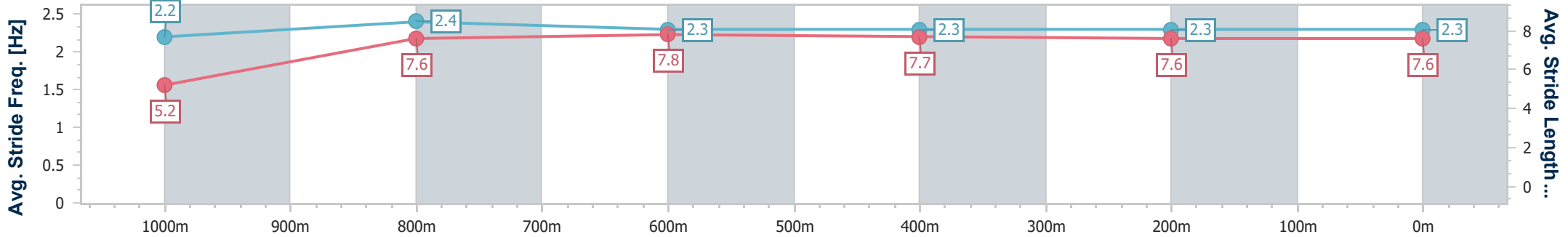
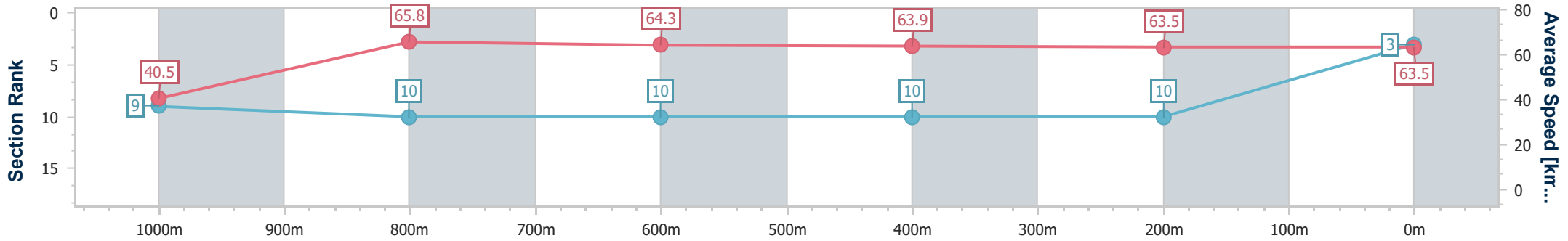
Ipswich QLD Professional  
Race 7: AUSTRALIA DAY RACES 26 JANUARY BM58 Handicap  
- 1100m



07 January 2025 - 17:30

Track Rating: Good 4, Weather: Fine, Rail Position: +3m Entire

Section	Overall	1000m	800m	600m	400m	200m
Section Times	1:04.94 [3] (0:08.92)	0:56.02 [9] (0:10.95)	0:45.07 [10] (0:11.15)	0:33.92 [10] (0:11.22)	0:22.70 [10] (0:11.33)	0:11.37 [10]
Average Speed [km/h]	40.5	65.8	64.3	63.9	63.5	63.5
Top Speed [km/h]	63.5	66.7	65.3	64.7	64.5	64.4
Avg. Dist. to Rail [m]	5.5	1.3	0.9	1.3	1.3	6.0
Avg. Stride Freq. [Hz]	2.2	2.4	2.3	2.3	2.3	2.3
Avg. Stride Length [m]	5.2	7.6	7.8	7.7	7.6	7.6



- [ ] Ranking at each section and finish
- .-.- No data available at this section
- NA No data available



Horse/Jockey Name	How Rude
Final Rank	4
Fastest Section Time (Section)	0:08.66 (Overall)
Top Speed [km/h] (Section)	66.3 (1000m)
Race State	Finished



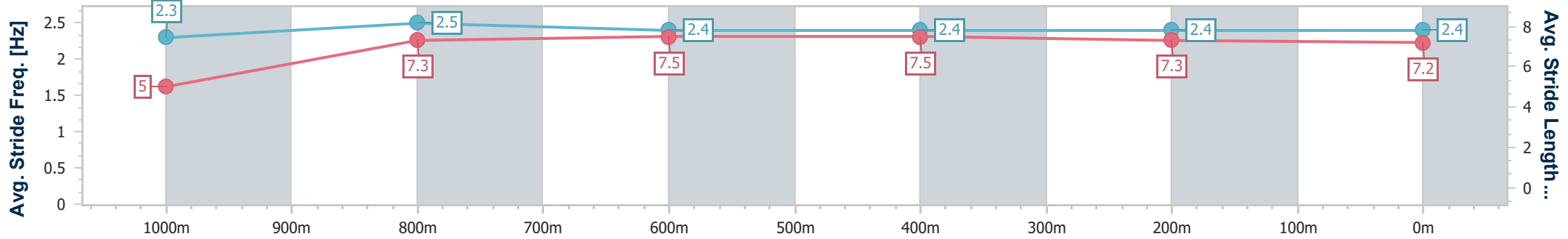
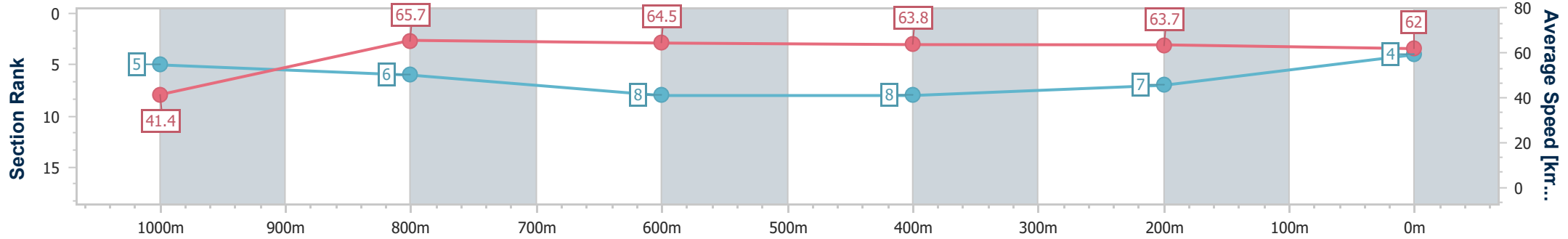
Ipswich QLD Professional  
Race 7: AUSTRALIA DAY RACES 26 JANUARY BM58 Handicap  
- 1100m



07 January 2025 - 17:30

Track Rating: Good 4, Weather: Fine, Rail Position: +3m Entire

Section	Overall	1000m	800m	600m	400m	200m
Section Times	1:04.96 [4] (0:08.66)	0:56.30 [5] (0:10.98)	0:45.32 [6] (0:11.17)	0:34.15 [8] (0:11.21)	0:22.94 [8] (0:11.32)	0:11.62 [7] (0:11.62)
Average Speed [km/h]	41.4	65.7	64.5	63.8	63.7	62.0
Top Speed [km/h]	64.2	66.3	65.8	64.4	64.6	62.8
Avg. Dist. to Rail [m]	4.6	1.1	0.4	0.9	1.1	4.9
Avg. Stride Freq. [Hz]	2.3	2.5	2.4	2.4	2.4	2.4
Avg. Stride Length [m]	5.0	7.3	7.5	7.5	7.3	7.2



- [ ] Ranking at each section and finish
- .-.- No data available at this section
- NA No data available



Horse/Jockey Name	Line Of Law
Final Rank	5
Fastest Section Time (Section)	0:08.90 (Overall)
Top Speed [km/h] (Section)	67.3 (1000m)
Race State	Finished



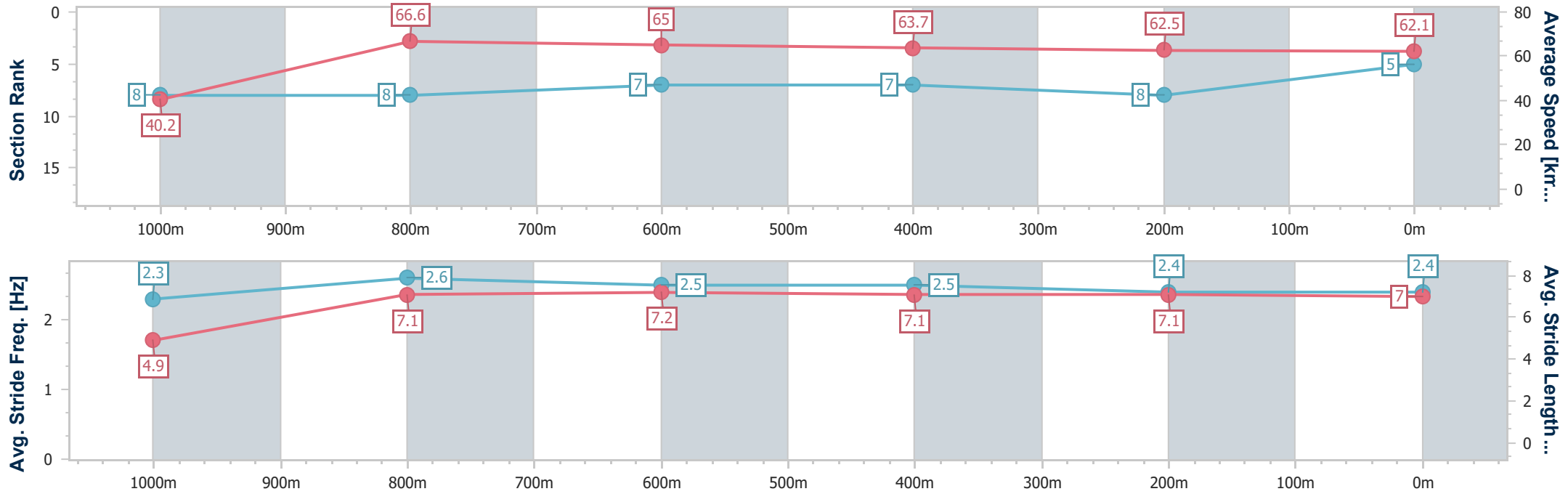
Ipswich QLD Professional  
Race 7: AUSTRALIA DAY RACES 26 JANUARY BM58 Handicap  
- 1100m



07 January 2025 - 17:30

Track Rating: Good 4, Weather: Fine, Rail Position: +3m Entire

Section	Overall	1000m	800m	600m	400m	200m
Section Times	1:04.98 [5] (0:08.90)	0:56.08 [8] (0:10.79)	0:45.29 [8] (0:11.06)	0:34.23 [7] (0:11.17)	0:23.06 [7] (0:11.48)	0:11.58 [8] (0:11.58)
Average Speed [km/h]	40.2	66.6	65.0	63.7	62.5	62.1
Top Speed [km/h]	63.2	67.3	66.5	64.3	64.0	62.8
Avg. Dist. to Rail [m]	2.9	0.7	1.3	1.8	1.0	2.1
Avg. Stride Freq. [Hz]	2.3	2.6	2.5	2.5	2.4	2.4
Avg. Stride Length [m]	4.9	7.1	7.2	7.1	7.1	7.0



- [ ] Ranking at each section and finish
- .-.- No data available at this section
- NA No data available



Horse/Jockey Name	Yemean
Final Rank	6
Fastest Section Time (Section)	0:08.92 (Overall)
Top Speed [km/h] (Section)	68.3 (1000m)
Race State	Finished



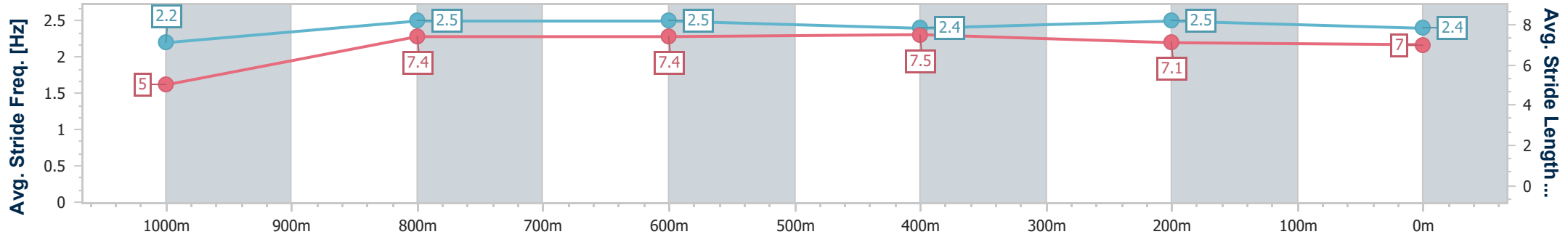
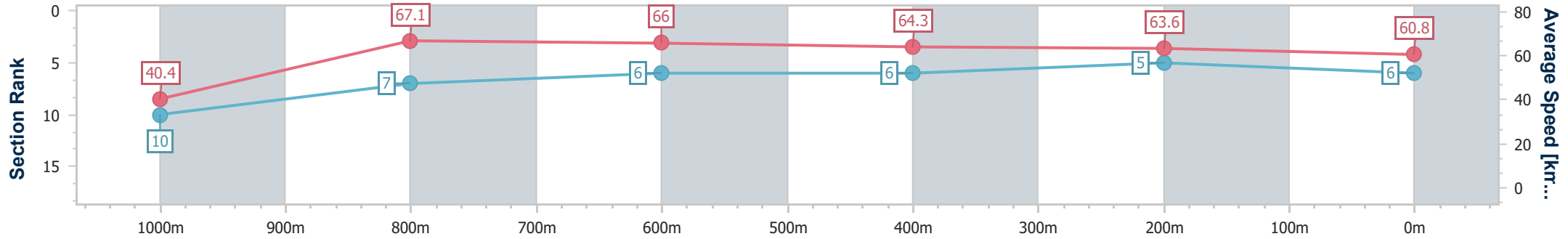
Ipswich QLD Professional  
Race 7: AUSTRALIA DAY RACES 26 JANUARY BM58 Handicap  
- 1100m



07 January 2025 - 17:30

Track Rating: Good 4, Weather: Fine, Rail Position: +3m Entire

Section	Overall	1000m	800m	600m	400m	200m
Section Times	1:05.04 [6] (0:08.92)	0:56.12 [10] (0:10.75)	0:45.37 [7] (0:10.95)	0:34.42 [6] (0:11.22)	0:23.20 [6] (0:11.37)	0:11.83 [5] (0:11.83)
Average Speed [km/h]	40.4	67.1	66.0	64.3	63.6	60.8
Top Speed [km/h]	64.4	68.3	66.7	65.2	64.3	63.3
Avg. Dist. to Rail [m]	9.5	1.5	0.4	0.6	2.6	4.2
Avg. Stride Freq. [Hz]	2.2	2.5	2.5	2.4	2.5	2.4
Avg. Stride Length [m]	5.0	7.4	7.4	7.5	7.1	7.0



- [ ] Ranking at each section and finish
- .-.- No data available at this section
- NA No data available



Horse/Jockey Name	Our Drummer
Final Rank	7
Fastest Section Time (Section)	0:08.67 (Overall)
Top Speed [km/h] (Section)	67.6 (1000m)
Race State	Finished



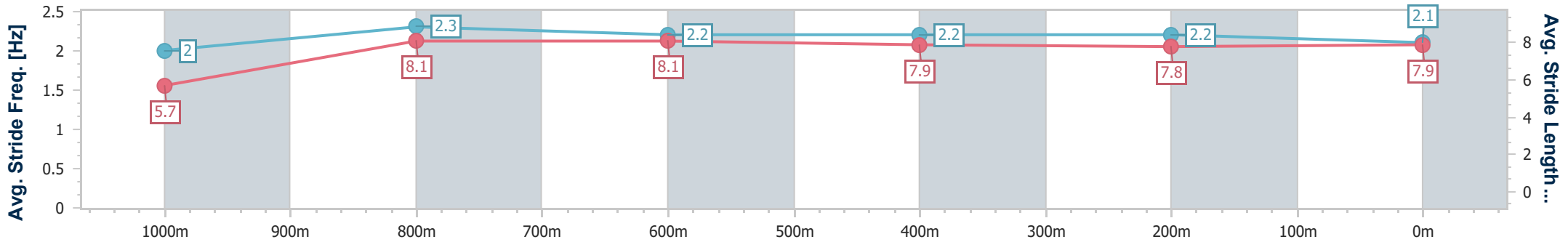
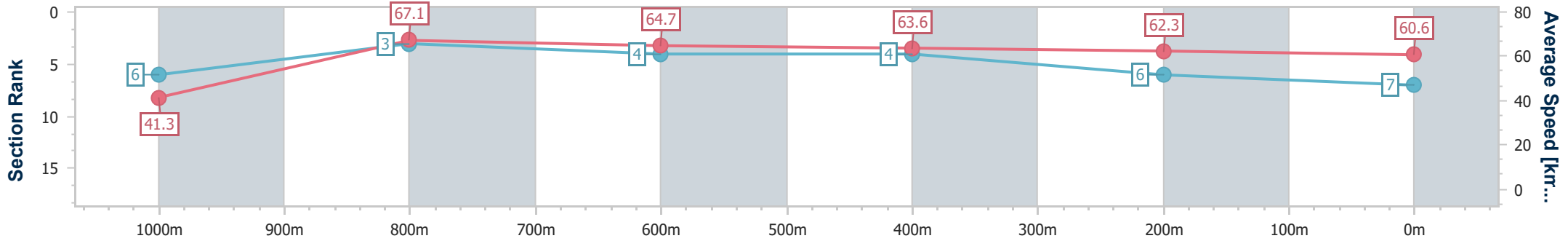
Ipswich QLD Professional  
 Race 7: AUSTRALIA DAY RACES 26 JANUARY BM58 Handicap  
 - 1100m



07 January 2025 - 17:30

Track Rating: Good 4, Weather: Fine, Rail Position: +3m Entire

Section	Overall	1000m	800m	600m	400m	200m
Section Times	1:05.08 [7] (0:08.67)	0:56.41 [6] (0:10.73)	0:45.68 [3] (0:11.09)	0:34.59 [4] (0:11.22)	0:23.37 [4] (0:11.53)	0:11.84 [6] (0:11.84)
Average Speed [km/h]	41.3	67.1	64.7	63.6	62.3	60.6
Top Speed [km/h]	64.0	67.6	66.3	64.2	63.0	62.4
Avg. Dist. to Rail [m]	2.3	0.7	1.3	1.6	0.8	1.4
Avg. Stride Freq. [Hz]	2.0	2.3	2.2	2.2	2.2	2.1
Avg. Stride Length [m]	5.7	8.1	8.1	7.9	7.8	7.9



- [ ] Ranking at each section and finish
- .-.- No data available at this section
- NA No data available





Horse/Jockey Name	It's Hells Bells
Final Rank	8
Fastest Section Time (Section)	0:08.56 (Overall)
Top Speed [km/h] (Section)	67.1 (1000m)
Race State	Finished



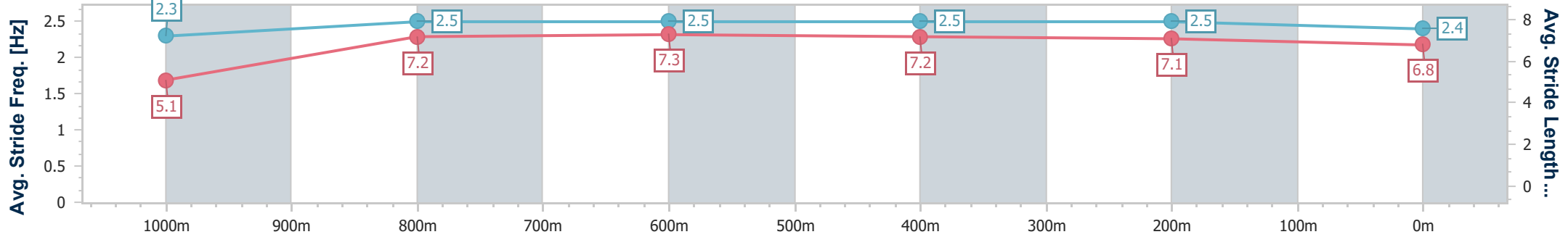
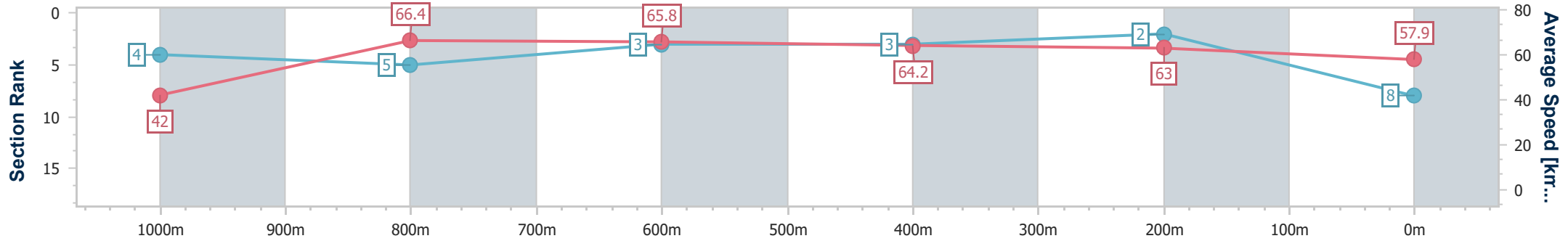
Ipswich QLD Professional  
Race 7: AUSTRALIA DAY RACES 26 JANUARY BM58 Handicap  
- 1100m



07 January 2025 - 17:30

Track Rating: Good 4, Weather: Fine, Rail Position: +3m Entire

Section	Overall	1000m	800m	600m	400m	200m
Section Times	1:05.56 [8] (0:08.56)	0:57.00 [4] (0:10.95)	0:46.05 [5] (0:10.92)	0:35.13 [3] (0:11.23)	0:23.90 [3] (0:11.48)	0:12.42 [2] (0:12.42)
Average Speed [km/h]	42.0	66.4	65.8	64.2	63.0	57.9
Top Speed [km/h]	63.2	67.1	66.7	65.4	64.8	60.9
Avg. Dist. to Rail [m]	6.9	2.8	0.9	0.5	1.0	3.0
Avg. Stride Freq. [Hz]	2.3	2.5	2.5	2.5	2.5	2.4
Avg. Stride Length [m]	5.1	7.2	7.3	7.2	7.1	6.8



- [ ] Ranking at each section and finish
- .-.- No data available at this section
- NA No data available



Horse/Jockey Name	Richkiss
Final Rank	9
Fastest Section Time (Section)	0:08.81 (Overall)
Top Speed [km/h] (Section)	67.3 (1000m)
Race State	Finished



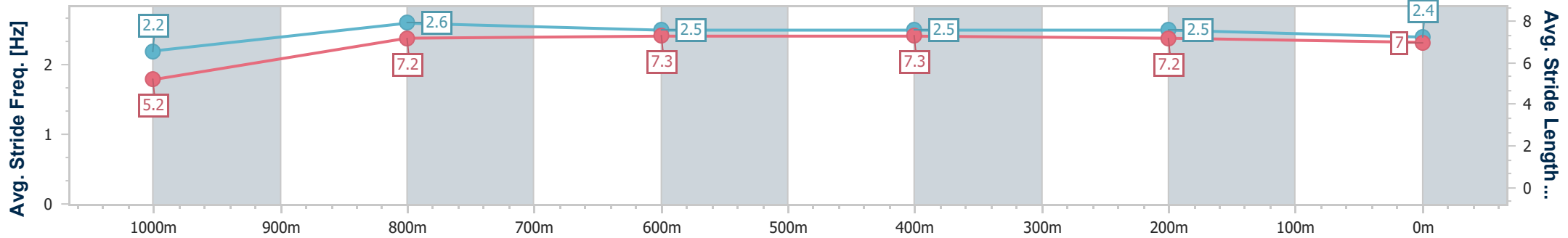
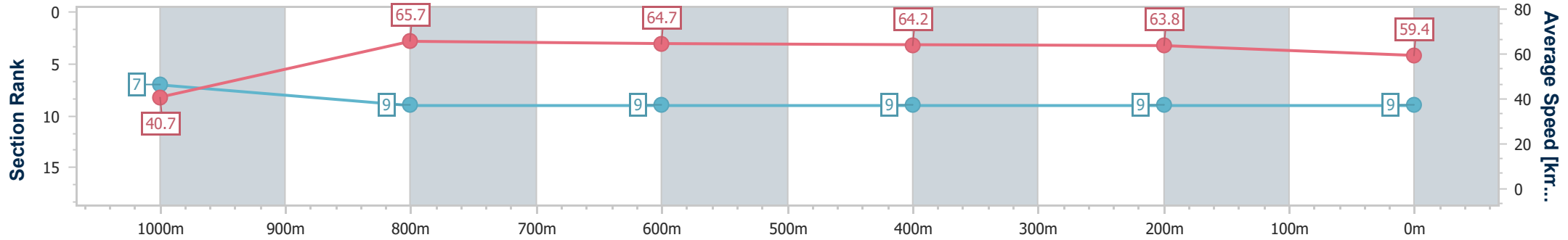
Ipswich QLD Professional  
Race 7: AUSTRALIA DAY RACES 26 JANUARY BM58 Handicap  
- 1100m



07 January 2025 - 17:30

Track Rating: Good 4, Weather: Fine, Rail Position: +3m Entire

Section	Overall	1000m	800m	600m	400m	200m
Section Times	1:05.68 [9] (0:08.81)	0:56.87 [7] (0:11.00)	0:45.87 [9] (0:11.14)	0:34.73 [9] (0:11.24)	0:23.49 [9] (0:11.35)	0:12.14 [9] (0:12.14)
Average Speed [km/h]	40.7	65.7	64.7	64.2	63.8	59.4
Top Speed [km/h]	62.5	67.3	65.8	65.5	65.5	62.6
Avg. Dist. to Rail [m]	8.5	2.4	0.5	0.8	2.4	7.4
Avg. Stride Freq. [Hz]	2.2	2.6	2.5	2.5	2.5	2.4
Avg. Stride Length [m]	5.2	7.2	7.3	7.3	7.2	7.0



- [ ] Ranking at each section and finish
- .-.- No data available at this section
- NA No data available



Horse/Jockey Name	Rafale Jolie
Final Rank	10
Fastest Section Time (Section)	0:08.30 (Overall)
Top Speed [km/h] (Section)	68.3 (1000m)
Race State	Finished



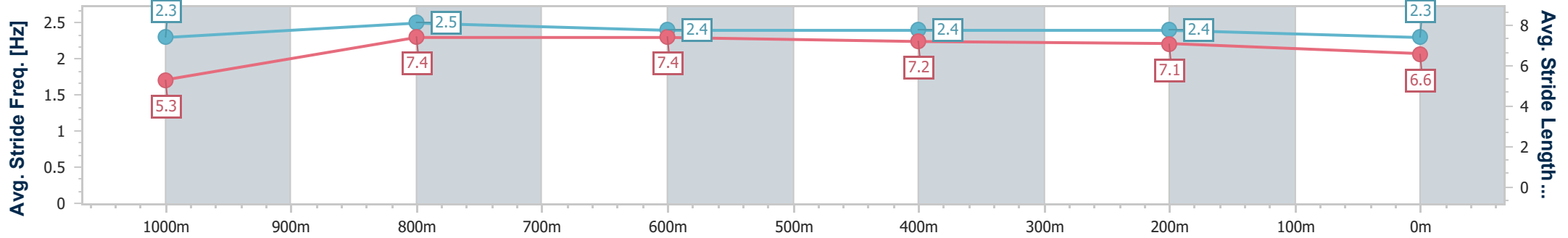
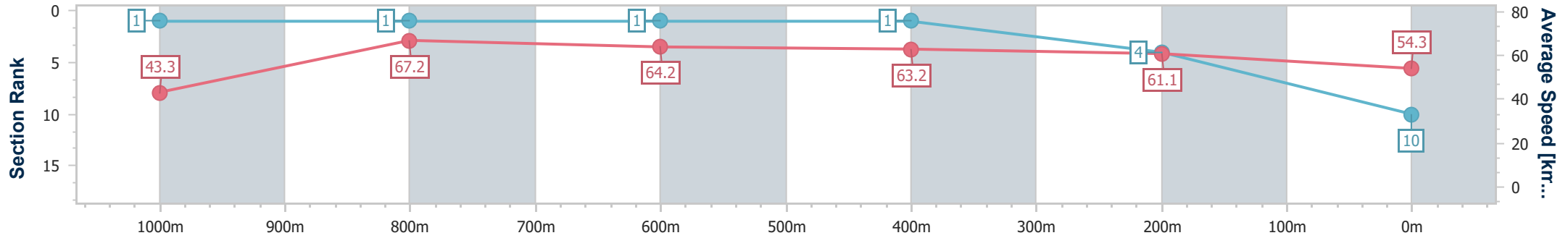
Ipswich QLD Professional  
Race 7: AUSTRALIA DAY RACES 26 JANUARY BM58 Handicap  
- 1100m



07 January 2025 - 17:30

Track Rating: Good 4, Weather: Fine, Rail Position: +3m Entire

Section	Overall	1000m	800m	600m	400m	200m
Section Times	1:06.43 [10] (0:08.30)	0:58.13 [1] (0:10.71)	0:47.42 [1] (0:11.14)	0:36.28 [1] (0:11.28)	0:25.00 [1] (0:11.76)	0:13.24 [4] (0:13.24)
Average Speed [km/h]	43.3	67.2	64.2	63.2	61.1	54.3
Top Speed [km/h]	66.5	68.3	64.8	64.8	62.4	59.9
Avg. Dist. to Rail [m]	4.5	1.1	1.7	1.7	1.2	0.8
Avg. Stride Freq. [Hz]	2.3	2.5	2.4	2.4	2.4	2.3
Avg. Stride Length [m]	5.3	7.4	7.4	7.2	7.1	6.6



- [ ] Ranking at each section and finish
- .-.- No data available at this section
- NA No data available