



Eagle Farm QLD Professional

Race 1: BECOME A BRC MEMBER QTIS Three-Year-Old Maiden Plate - 1000m

08 January 2025 - 14:13



BRISBANE
RACING CLUB

Track Rating: Good 4, Weather: Fine, Rail Position: +9m Entire

Section		Overall						800m		600m		400m		200m		Last 600m	
Field Times		0:57.73 (0:13.22)						0:44.51 (0:10.12)		0:34.39 (0:10.77)		0:23.62 (0:11.22)		0:12.40 (0:12.40)		0:34.39	
Rank	TAB	Horse/Jockey	Barrier	Top Speed [km/h]	Fastest Section								Margin			Distance Travelled [m]	
1	4	CONCESSION Luke Dempsey	5	72.4 800m	0:10.08 800m	0:57.73 [1] (0:13.26)	0:44.47 [2] (0:10.08)	0:34.39 [1] (0:10.82)	0:23.57 [2] (0:11.17)	0:12.40 [1] (0:12.40)	0:57.73	0:34.39					
2	8	CIPHERTEXT Cejay Graham	8	70.4 800m	0:10.31 800m	0:57.74 [2] (0:13.32)	0:44.42 [3] (0:10.31)	0:34.11 [5] (0:10.66)	0:23.45 [4] (0:11.25)	0:12.20 [3] (0:12.20)	0.06L	0:34.11			+1		
3	6	ANDI DON'T CARE Emily Lang	2	70.8 800m	0:10.18 800m	0:57.78 [3] (0:13.33)	0:44.45 [4] (0:10.18)	0:34.27 [3] (0:10.60)	0:23.67 [1] (0:11.30)	0:12.37 [2] (0:12.37)	0.33L	0:34.27			-1		
4	9	FLASH DRIVE Robbie Dolan	3	71.2 800m	0:10.22 800m	0:58.04 [4] (0:13.69)	0:44.35 [8] (0:10.22)	0:34.13 [7] (0:10.95)	0:23.18 [9] (0:11.05)	0:12.13 [6] (0:12.13)	1.82L	0:34.13			-3		
5	3	CALL OUT James Orman	7	70.1 800m	0:10.47 800m	0:58.07 [5] (0:13.77)	0:44.30 [9] (0:10.47)	0:33.83 [9] (0:10.58)	0:23.25 [8] (0:10.93)	0:12.32 [5] (0:12.32)	2.02L	0:33.83			+1		
6	13	COPENHAGEN CAT Dale Smith	6	71.2 800m	0:10.17 800m	0:58.33 [6] (0:13.61)	0:44.72 [6] (0:10.17)	0:34.55 [6] (0:10.69)	0:23.86 [6] (0:11.49)	0:12.37 [7] (0:12.37)	3.51L	0:34.55			-1		
7	1	BEST COFFEE Ryan Curatolo	9	70.9 800m	0:10.39 800m	0:58.42 [7] (0:13.65)	0:44.77 [7] (0:10.39)	0:34.38 [8] (0:10.77)	0:23.61 [7] (0:11.21)	0:12.40 [8] (0:12.40)	4.05L	0:34.38			+1		
8	7	BODYSWERVE Michael Rodd	4	69.0 800m	0:10.53 800m	0:58.54 [8] (0:13.97)	0:44.57 [10] (0:10.53)	0:34.04 [10] (0:10.70)	0:23.34 [10] (0:11.06)	0:12.28 [10] (0:12.28)	4.76L	0:34.04			+0		
9	11	SAGA'S GIRL Boris Thornton	10	72.0 800m	0:10.20 800m	0:58.65 [9] (0:13.35)	0:45.30 [5] (0:10.20)	0:35.10 [4] (0:10.63)	0:24.47 [3] (0:11.55)	0:12.92 [4] (0:12.92)	5.43L	0:35.10			+5		
10	12	SANDY GRIP Angela Jones	1	71.1 800m	0:10.19 800m	1:00.67 [10] (0:13.22)	0:47.45 [1] (0:10.19)	0:37.26 [2] (0:10.95)	0:26.31 [5] (0:11.87)	0:14.44 [9] (0:14.44)	17.31L	0:37.26			-3		

Scratched: Busker (#2), Day To Remember (#5), Rare And Reliable (#10), Stromboli Delight (#14)

[] Ranking at each section and finish
 :---: No data available at this section
 NA No data available

SCN Saddle cloth number
 DNF Did not finish
 DNT Did not track



Horse/Jockey Name	Concession
Final Rank	1
Fastest Section Time (Section)	0:10.08 (800m)
Top Speed [km/h] (Section)	72.4 (800m)
Race State	Finished

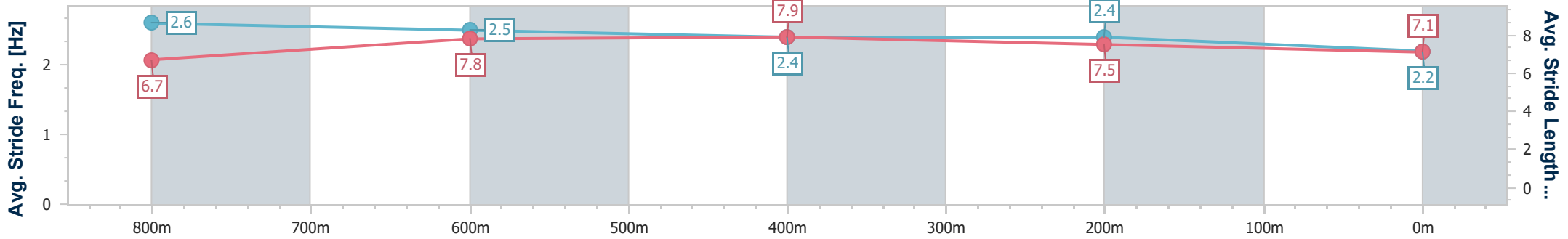
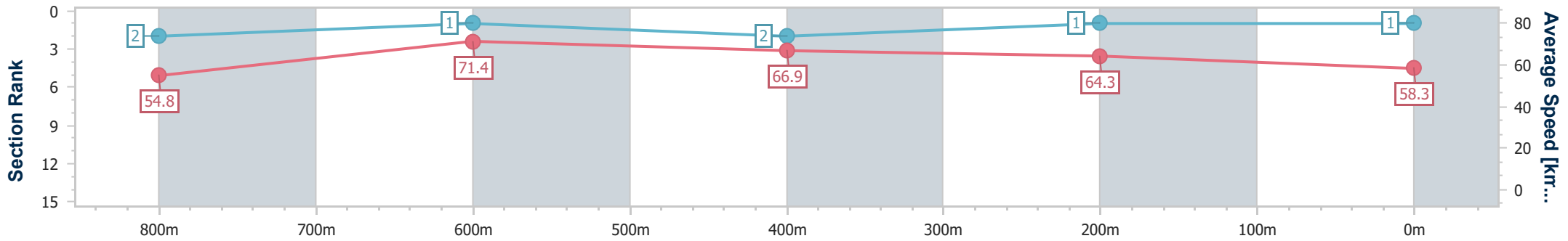


Eagle Farm QLD Professional
 Race 1: BECOME A BRC MEMBER QTIS Three-Year-Old Maiden
 Plate - 1000m
 08 January 2025 - 14:13
 Track Rating: Good 4, Weather: Fine, Rail Position: +9m Entire



BRISBANE
 RACING CLUB

Section	Overall	800m	600m	400m	200m
Section Times	0:57.73 [1] (0:13.26)	0:44.47 [2] (0:10.08)	0:34.39 [1] (0:10.82)	0:23.57 [2] (0:11.17)	0:12.40 [1] (0:12.40)
Average Speed [km/h]	54.8	71.4	66.9	64.3	58.3
Top Speed [km/h]	71.3	72.4	68.8	66.2	62.2
Avg. Dist. to Rail [m]	3.9	0.7	0.7	0.4	0.3
Avg. Stride Freq. [Hz]	2.6	2.5	2.4	2.4	2.2
Avg. Stride Length [m]	6.7	7.8	7.9	7.5	7.1



- [] Ranking at each section and finish
- .-.- No data available at this section
- NA No data available



Horse/Jockey Name	Ciphertext
Final Rank	2
Fastest Section Time (Section)	0:10.31 (800m)
Top Speed [km/h] (Section)	70.4 (800m)
Race State	Finished



Eagle Farm QLD Professional
Race 1: BECOME A BRC MEMBER QTIS Three-Year-Old Maiden
Plate - 1000m

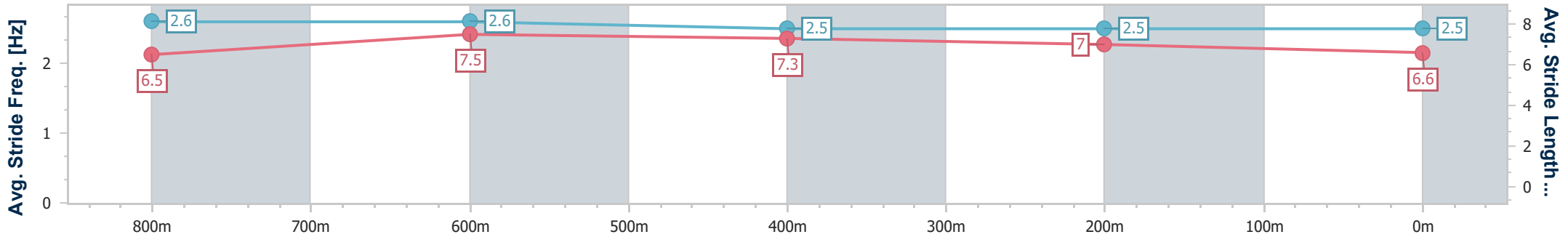
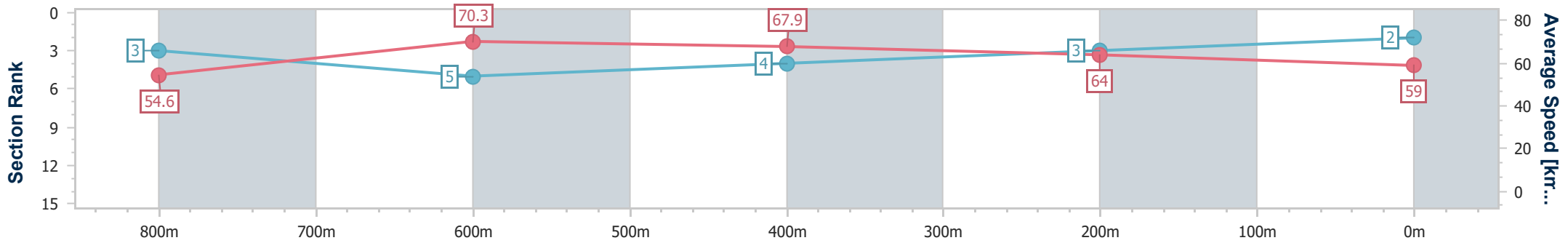


08 January 2025 - 14:13

BRISBANE
RACING CLUB

Track Rating: Good 4, Weather: Fine, Rail Position: +9m Entire

Section	Overall	800m	600m	400m	200m
Section Times	0:57.74 [2] (0:13.32)	0:44.42 [3] (0:10.31)	0:34.11 [5] (0:10.66)	0:23.45 [4] (0:11.25)	0:12.20 [3] (0:12.20)
Average Speed [km/h]	54.6	70.3	67.9	64.0	59.0
Top Speed [km/h]	70.1	70.4	69.8	66.8	63.2
Avg. Dist. to Rail [m]	5.4	0.7	2.0	1.9	2.5
Avg. Stride Freq. [Hz]	2.6	2.6	2.5	2.5	2.5
Avg. Stride Length [m]	6.5	7.5	7.3	7.0	6.6



- [] Ranking at each section and finish
- .-.- No data available at this section
- NA No data available



Horse/Jockey Name	Andi Don't Care
Final Rank	3
Fastest Section Time (Section)	0:10.18 (800m)
Top Speed [km/h] (Section)	70.8 (800m)
Race State	Finished



Eagle Farm QLD Professional
Race 1: BECOME A BRC MEMBER QTIS Three-Year-Old Maiden
Plate - 1000m

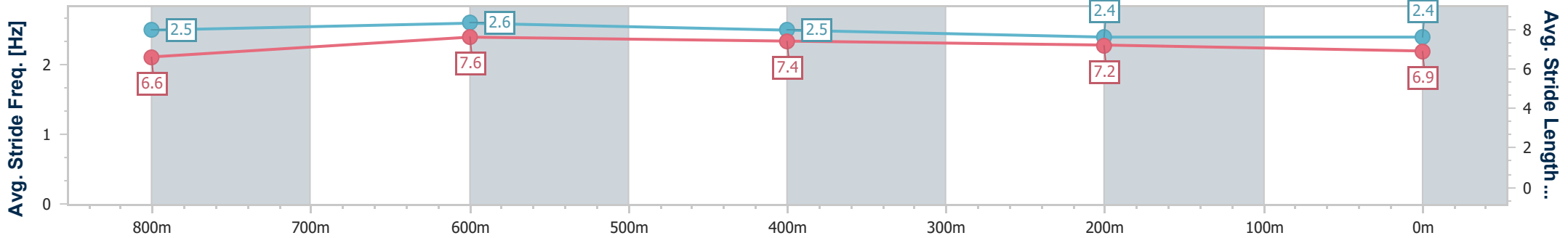
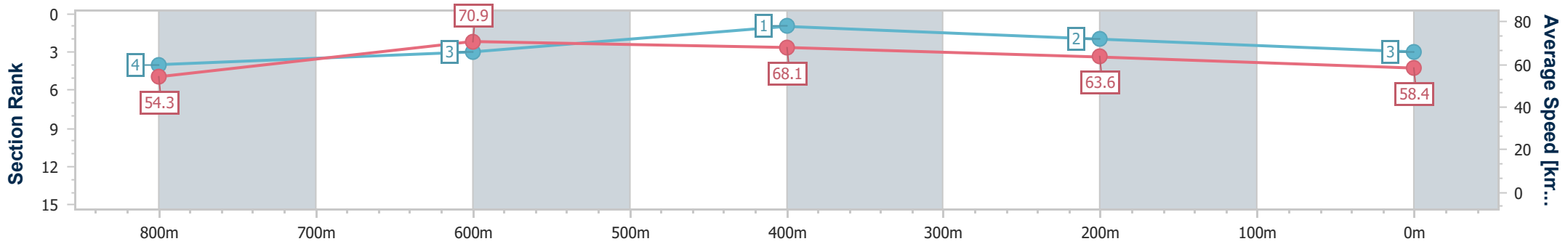


08 January 2025 - 14:13

BRISBANE
RACING CLUB

Track Rating: Good 4, Weather: Fine, Rail Position: +9m Entire

Section	Overall	800m	600m	400m	200m
Section Times	0:57.78 [3] (0:13.33)	0:44.45 [4] (0:10.18)	0:34.27 [3] (0:10.60)	0:23.67 [1] (0:11.30)	0:12.37 [2] (0:12.37)
Average Speed [km/h]	54.3	70.9	68.1	63.6	58.4
Top Speed [km/h]	70.5	70.8	69.6	66.3	61.9
Avg. Dist. to Rail [m]	1.2	0.5	0.8	2.1	2.6
Avg. Stride Freq. [Hz]	2.5	2.6	2.5	2.4	2.4
Avg. Stride Length [m]	6.6	7.6	7.4	7.2	6.9



- [] Ranking at each section and finish
- .-.- No data available at this section
- NA No data available



Horse/Jockey Name	Flash Drive
Final Rank	4
Fastest Section Time (Section)	0:10.22 (800m)
Top Speed [km/h] (Section)	71.2 (800m)
Race State	Finished



Eagle Farm QLD Professional
Race 1: BECOME A BRC MEMBER QTIS Three-Year-Old Maiden
Plate - 1000m

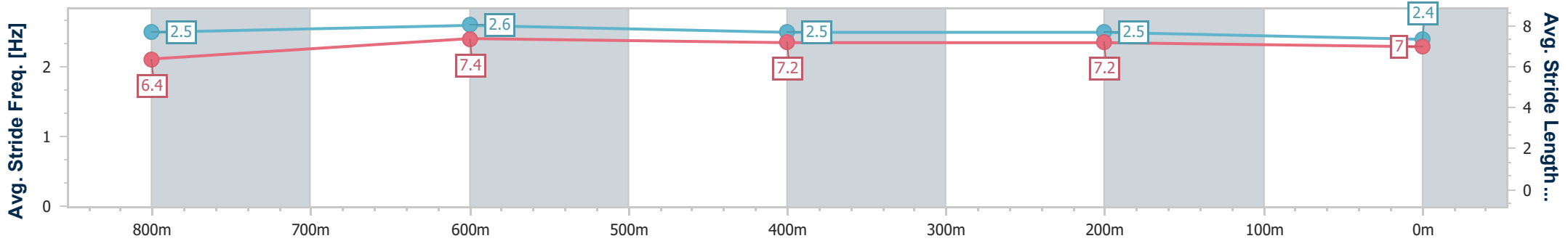
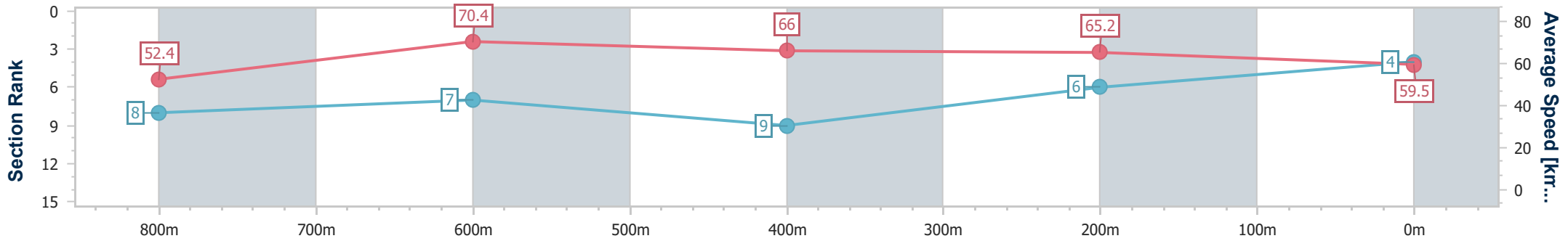


08 January 2025 - 14:13

BRISBANE
RACING CLUB

Track Rating: Good 4, Weather: Fine, Rail Position: +9m Entire

Section	Overall	800m	600m	400m	200m
Section Times	0:58.04 [4] (0:13.69)	0:44.35 [8] (0:10.22)	0:34.13 [7] (0:10.95)	0:23.18 [9] (0:11.05)	0:12.13 [6] (0:12.13)
Average Speed [km/h]	52.4	70.4	66.0	65.2	59.5
Top Speed [km/h]	71.1	71.2	67.5	67.5	62.9
Avg. Dist. to Rail [m]	1.2	0.6	1.0	2.2	1.5
Avg. Stride Freq. [Hz]	2.5	2.6	2.5	2.5	2.4
Avg. Stride Length [m]	6.4	7.4	7.2	7.2	7.0



- [] Ranking at each section and finish
- .-.- No data available at this section
- NA No data available



Horse/Jockey Name	Call Out
Final Rank	5
Fastest Section Time (Section)	0:10.47 (800m)
Top Speed [km/h] (Section)	70.1 (800m)
Race State	Finished



Eagle Farm QLD Professional
Race 1: BECOME A BRC MEMBER QTIS Three-Year-Old Maiden
Plate - 1000m

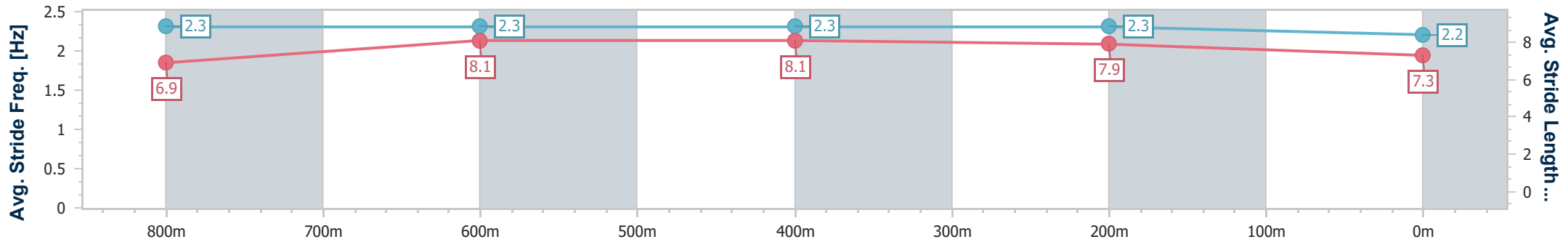
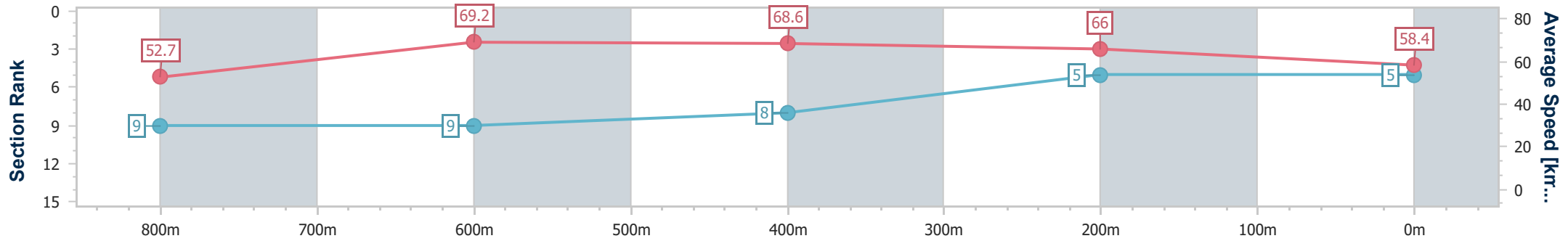


08 January 2025 - 14:13

BRISBANE
RACING CLUB

Track Rating: Good 4, Weather: Fine, Rail Position: +9m Entire

Section	Overall	800m	600m	400m	200m
Section Times	0:58.07 [5] (0:13.77)	0:44.30 [9] (0:10.47)	0:33.83 [9] (0:10.58)	0:23.25 [8] (0:10.93)	0:12.32 [5] (0:12.32)
Average Speed [km/h]	52.7	69.2	68.6	66.0	58.4
Top Speed [km/h]	68.8	70.1	68.6	69.0	62.4
Avg. Dist. to Rail [m]	5.1	1.6	1.7	5.3	5.0
Avg. Stride Freq. [Hz]	2.3	2.3	2.3	2.3	2.2
Avg. Stride Length [m]	6.9	8.1	8.1	7.9	7.3



- [] Ranking at each section and finish
- .-.- No data available at this section
- NA No data available



Horse/Jockey Name	Copenhagen Cat
Final Rank	6
Fastest Section Time (Section)	0:10.17 (800m)
Top Speed [km/h] (Section)	71.2 (800m)
Race State	Finished



Eagle Farm QLD Professional
 Race 1: BECOME A BRC MEMBER QTIS Three-Year-Old Maiden
 Plate - 1000m

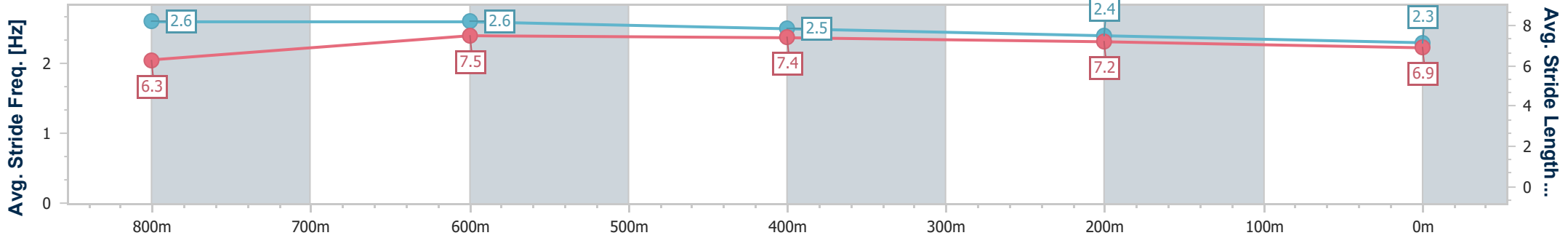
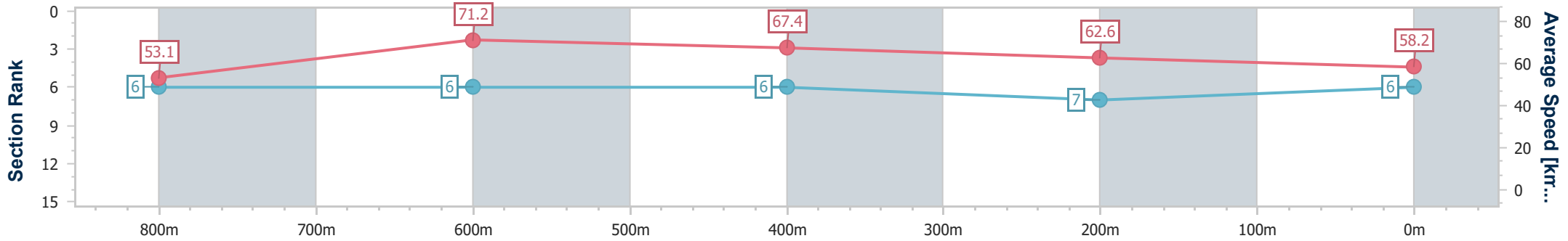


08 January 2025 - 14:13

BRISBANE
 RACING CLUB

Track Rating: Good 4, Weather: Fine, Rail Position: +9m Entire

Section	Overall	800m	600m	400m	200m
Section Times	0:58.33 [6] (0:13.61)	0:44.72 [6] (0:10.17)	0:34.55 [6] (0:10.69)	0:23.86 [6] (0:11.49)	0:12.37 [7] (0:12.37)
Average Speed [km/h]	53.1	71.2	67.4	62.6	58.2
Top Speed [km/h]	70.8	71.2	68.4	64.4	61.1
Avg. Dist. to Rail [m]	3.3	0.4	0.7	1.3	0.6
Avg. Stride Freq. [Hz]	2.6	2.6	2.5	2.4	2.3
Avg. Stride Length [m]	6.3	7.5	7.4	7.2	6.9



- [] Ranking at each section and finish
- .-.- No data available at this section
- NA No data available



Horse/Jockey Name	Best Coffee
Final Rank	7
Fastest Section Time (Section)	0:10.39 (800m)
Top Speed [km/h] (Section)	70.9 (800m)
Race State	Finished



Eagle Farm QLD Professional
 Race 1: BECOME A BRC MEMBER QTIS Three-Year-Old Maiden
 Plate - 1000m

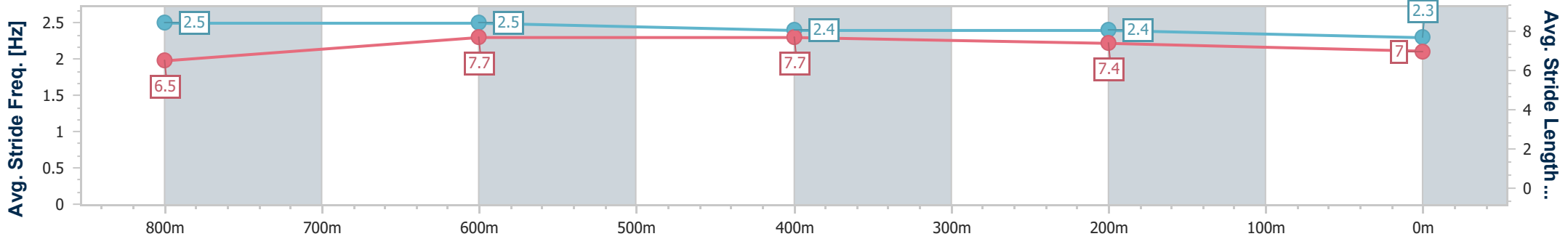
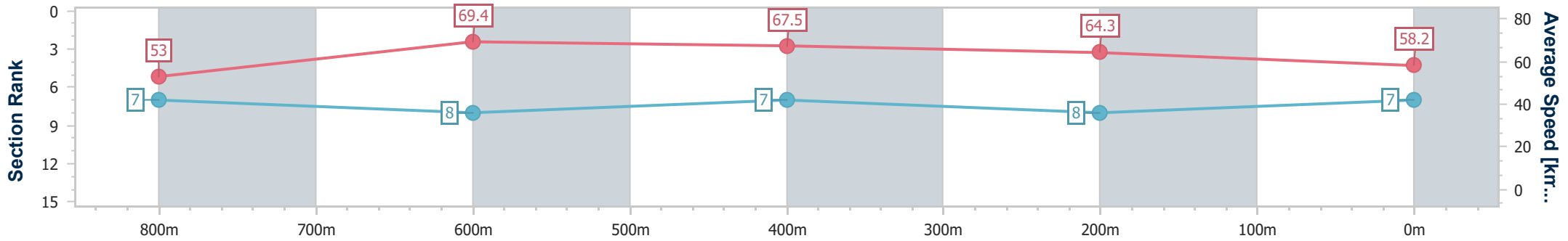


08 January 2025 - 14:13

BRISBANE
 RACING CLUB

Track Rating: Good 4, Weather: Fine, Rail Position: +9m Entire

Section	Overall	800m	600m	400m	200m
Section Times	0:58.42 [7] (0:13.65)	0:44.77 [7] (0:10.39)	0:34.38 [8] (0:10.77)	0:23.61 [7] (0:11.21)	0:12.40 [8] (0:12.40)
Average Speed [km/h]	53.0	69.4	67.5	64.3	58.2
Top Speed [km/h]	70.7	70.9	67.8	66.6	61.1
Avg. Dist. to Rail [m]	4.7	0.8	2.3	6.0	4.6
Avg. Stride Freq. [Hz]	2.5	2.5	2.4	2.4	2.3
Avg. Stride Length [m]	6.5	7.7	7.7	7.4	7.0



- [] Ranking at each section and finish
- .-.- No data available at this section
- NA No data available



Horse/Jockey Name	Bodyswerve
Final Rank	8
Fastest Section Time (Section)	0:10.53 (800m)
Top Speed [km/h] (Section)	69.0 (800m)
Race State	Finished



Eagle Farm QLD Professional
Race 1: BECOME A BRC MEMBER QTIS Three-Year-Old Maiden
Plate - 1000m

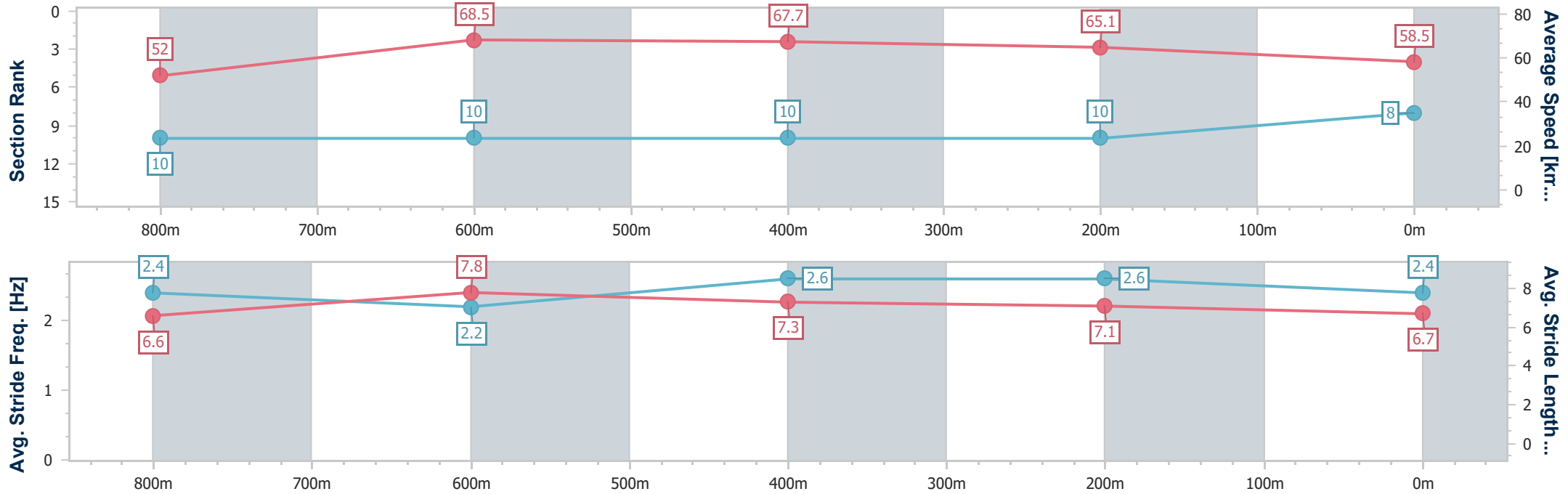


08 January 2025 - 14:13

BRISBANE
RACING CLUB

Track Rating: Good 4, Weather: Fine, Rail Position: +9m Entire

Section	Overall	800m	600m	400m	200m
Section Times	0:58.54 [8] (0:13.97)	0:44.57 [10] (0:10.53)	0:34.04 [10] (0:10.70)	0:23.34 [10] (0:11.06)	0:12.28 [10] (0:12.28)
Average Speed [km/h]	52.0	68.5	67.7	65.1	58.5
Top Speed [km/h]	69.0	69.0	67.9	67.2	62.8
Avg. Dist. to Rail [m]	2.7	0.8	1.2	5.8	4.6
Avg. Stride Freq. [Hz]	2.4	2.2	2.6	2.6	2.4
Avg. Stride Length [m]	6.6	7.8	7.3	7.1	6.7





Horse/Jockey Name	Saga's Girl
Final Rank	9
Fastest Section Time (Section)	0:10.20 (800m)
Top Speed [km/h] (Section)	72.0 (800m)
Race State	Finished



Eagle Farm QLD Professional
Race 1: BECOME A BRC MEMBER QTIS Three-Year-Old Maiden
Plate - 1000m

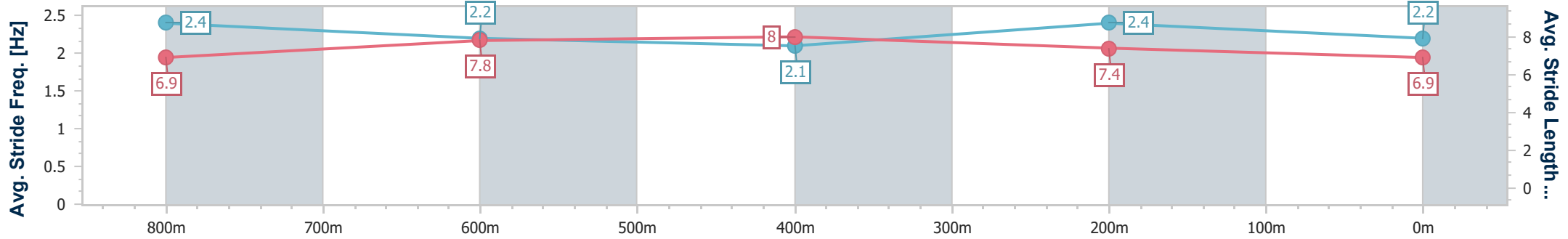
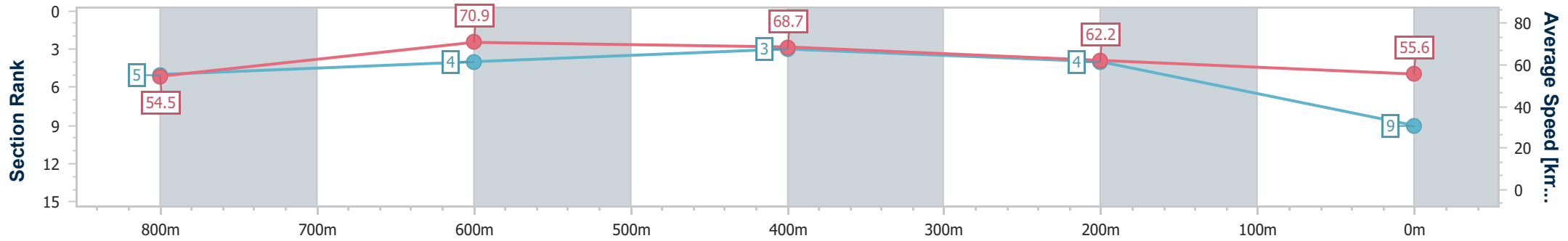


08 January 2025 - 14:13

BRISBANE
RACING CLUB

Track Rating: Good 4, Weather: Fine, Rail Position: +9m Entire

Section	Overall	800m	600m	400m	200m
Section Times	0:58.65 [9] (0:13.35)	0:45.30 [5] (0:10.20)	0:35.10 [4] (0:10.63)	0:24.47 [3] (0:11.55)	0:12.92 [4] (0:12.92)
Average Speed [km/h]	54.5	70.9	68.7	62.2	55.6
Top Speed [km/h]	71.3	72.0	70.2	65.4	58.0
Avg. Dist. to Rail [m]	7.9	3.4	2.0	3.2	2.6
Avg. Stride Freq. [Hz]	2.4	2.2	2.1	2.4	2.2
Avg. Stride Length [m]	6.9	7.8	8.0	7.4	6.9



- [] Ranking at each section and finish
- .-.- No data available at this section
- NA No data available



Horse/Jockey Name	Sandy Grip
Final Rank	10
Fastest Section Time (Section)	0:10.19 (800m)
Top Speed [km/h] (Section)	71.1 (800m)
Race State	Finished



Eagle Farm QLD Professional
 Race 1: BECOME A BRC MEMBER QTIS Three-Year-Old Maiden
 Plate - 1000m

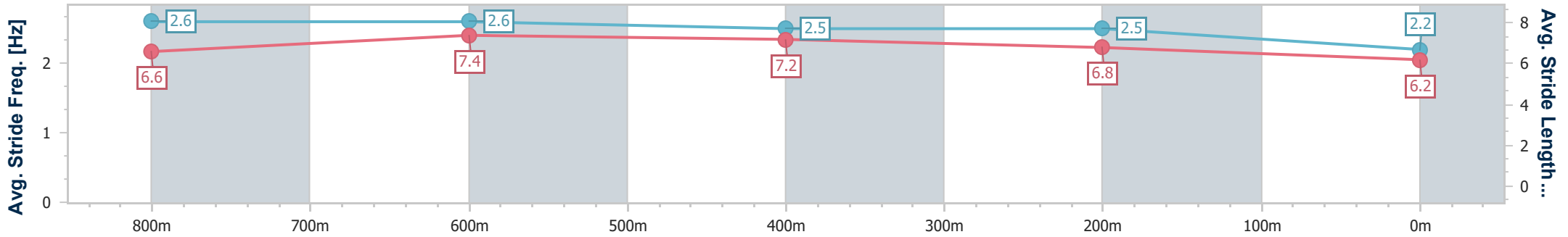
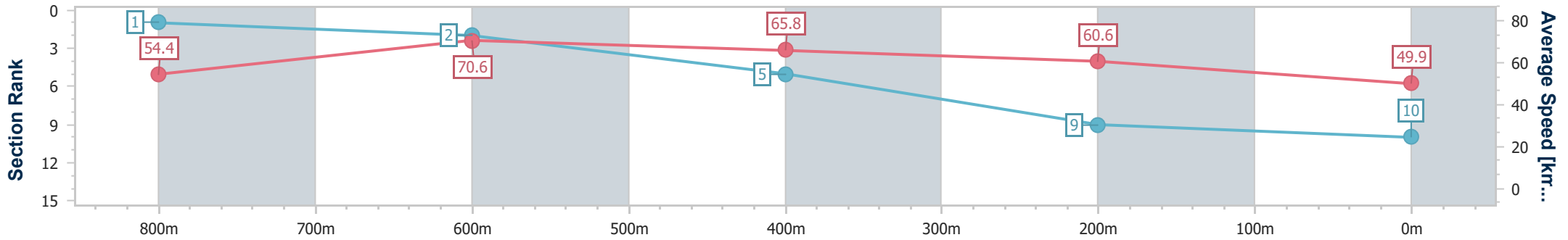


08 January 2025 - 14:13

BRISBANE
 RACING CLUB

Track Rating: Good 4, Weather: Fine, Rail Position: +9m Entire

Section	Overall	800m	600m	400m	200m
Section Times	1:00.67 [10] (0:13.22)	0:47.45 [1] (0:10.19)	0:37.26 [2] (0:10.95)	0:26.31 [5] (0:11.87)	0:14.44 [9] (0:14.44)
Average Speed [km/h]	54.4	70.6	65.8	60.6	49.9
Top Speed [km/h]	70.6	71.1	67.3	63.8	56.8
Avg. Dist. to Rail [m]	0.5	0.8	0.4	0.8	0.8
Avg. Stride Freq. [Hz]	2.6	2.6	2.5	2.5	2.2
Avg. Stride Length [m]	6.6	7.4	7.2	6.8	6.2



- [] Ranking at each section and finish
- .-.- No data available at this section
- NA No data available