



Eagle Farm QLD Professional

Race 2: GIRLS DAY OUT 1 MARCH Maiden Plate - 1600m

08 January 2025 - 14:50



BRISBANE
RACING CLUB

Track Rating: Good 4, Weather: Fine, Rail Position: +9m Entire

Section														
Field Times	Overall	1400m	1200m	1000m	800m	600m	400m	Last 600m						
	1:36.35 (0:13.78)	1:22.57 (0:11.49)	1:11.08 (0:11.97)	0:59.11 (0:12.08)	0:47.03 (0:11.81)	0:35.22 (0:11.26)	0:23.96 (0:11.57)	0:35.22						
Rank	TAB	Horse/Jockey	Barrier	Top Speed [km/h]	Fastest Section								Distance Travelled [m]	
1	11	STRIKE THE HEART Mark Du Plessis	11	64.6 400m	0:11.34 400m	1:36.35 [1] (0:13.78)	1:22.57 [1] (0:11.62)	1:10.95 [3] (0:12.14)	0:58.81 [3] (0:11.94)	0:46.87 [3] (0:11.89)	0:34.98 [3] (0:11.42)	0:23.56 [3] (0:11.34)	0:34.98	
2	12	AVIOR Bailey Wheeler	12	65.4 1400m	0:11.26 600m	1:36.58 [2] (0:13.89)	1:22.69 [3] (0:11.38)	1:11.31 [1] (0:11.97)	0:59.34 [1] (0:12.08)	0:47.26 [1] (0:11.81)	0:35.45 [1] (0:11.26)	0:24.19 [1] (0:11.57)	0:35.45	-2
3	5	VIKING BLOOD Boris Thornton	1	65.9 400m	0:11.14 400m	1:36.68 [3] (0:14.24)	1:22.44 [8] (0:11.64)	1:10.80 [8] (0:12.27)	0:58.53 [7] (0:12.03)	0:46.50 [7] (0:11.78)	0:34.72 [8] (0:11.27)	0:23.45 [7] (0:11.14)	0:34.72	-1
4	4	SILVIO DANTE Michael Rodd	2	64.6 400m	0:11.42 600m	1:36.98 [4] (0:14.02)	1:22.96 [4] (0:11.66)	1:11.30 [5] (0:12.16)	0:59.14 [5] (0:11.92)	0:47.22 [5] (0:11.77)	0:35.45 [5] (0:11.42)	0:24.03 [6] (0:11.48)	0:35.45	-2
5	16	DESERT ANGEL Dylan Turner	13	65.3 Overall	0:11.41 600m	1:37.26 [5] (0:13.87)	1:23.39 [2] (0:11.42)	1:11.97 [2] (0:12.10)	0:59.87 [2] (0:11.97)	0:47.90 [2] (0:11.90)	0:36.00 [2] (0:11.41)	0:24.59 [2] (0:11.66)	0:36.00	+2
6	8	IONACELTIC Andrew Mallyon	5	64.3 600m	0:11.39 600m	1:37.29 [6] (0:14.21)	1:23.08 [6] (0:11.49)	1:11.59 [6] (0:12.17)	0:59.42 [6] (0:11.94)	0:47.48 [6] (0:11.74)	0:35.74 [6] (0:11.39)	0:24.35 [5] (0:11.70)	0:35.74	+3
7	21	BARGARA BOUND Robbie Dolan	7	64.7 Overall	0:11.46 600m	1:37.39 [7] (0:14.73)	1:22.66 [11] (0:11.54)	1:11.12 [11] (0:12.13)	0:58.99 [9] (0:11.83)	0:47.16 [9] (0:11.60)	0:35.56 [7] (0:11.46)	0:24.10 [8] (0:11.56)	0:35.56	+1
8	13	CHONKY DIVA Ron Stewart	4	64.1 600m	0:11.40 600m	1:37.54 [8] (0:14.55)	1:22.99 [9] (0:11.60)	1:11.39 [9] (0:12.25)	0:59.14 [10] (0:11.96)	0:47.18 [10] (0:11.79)	0:35.39 [10] (0:11.40)	0:23.99 [9] (0:11.64)	0:35.39	+0
9	10	NAVILLUS HELLFIRE Luke Tarrant	15	65.6 400m	0:11.22 400m	1:37.58 [9] (0:14.87)	1:22.71 [15] (0:11.51)	1:11.20 [12] (0:12.22)	0:58.98 [13] (0:12.10)	0:46.88 [13] (0:11.96)	0:34.92 [14] (0:11.58)	0:23.34 [14] (0:11.22)	0:34.92	+7
10	14	CRIMSON SPIRIT Anthony Allen	10	63.9 1400m	0:11.44 400m	1:37.58 [10] (0:14.59)	1:22.99 [10] (0:11.58)	1:11.41 [10] (0:12.37)	0:59.04 [11] (0:12.02)	0:47.02 [12] (0:11.81)	0:35.21 [12] (0:11.76)	0:23.45 [12] (0:11.44)	0:35.21	+5

Scratched: Want To Be Proud (#6), Hang Out (#7), Vanguard Legend (#9), Kilna (#2), Rothsphene (#3), Hurricane Rosie (#15)

[] Ranking at each section and finish
 -:-:- No data available at this section
 NA No data available

SCN Saddle cloth number
 DNF Did not finish
 DNT Did not track



Eagle Farm QLD Professional

Race 2: GIRLS DAY OUT 1 MARCH Maiden Plate - 1600m

08 January 2025 - 14:50



BRISBANE
RACING CLUB

Track Rating: Good 4, Weather: Fine, Rail Position: +9m Entire

Section		Overall	1400m	1200m	1000m	800m	600m	400m	Last 600m				
Field Times		1:36.35 (0:13.78)	1:22.57 (0:11.49)	1:11.08 (0:11.97)	0:59.11 (0:12.08)	0:47.03 (0:11.81)	0:35.22 (0:11.26)	0:23.96 (0:11.57)	0:35.22				
Rank	TAB Horse/Jockey	Barrier	Top Speed [km/h]	Fastest Section	Distance Travelled [m]								
11	17 KALKANLI Justin Huxtable	8	63.4	0:11.61	1:37.65 [11]	1:23.43 [7]	1:11.82 [7]	0:59.49 [8]	0:47.42 [8]	0:35.51 [9]	0:23.85 [10]	0:35.51	+4
			Overall	1400m	(0:14.22)	(0:11.61)	(0:12.33)	(0:12.07)	(0:11.91)	(0:11.66)	(0:11.65)		
12	19 LIP SMACKER Angela Jones	3	64.5	0:11.44	1:37.92 [12]	1:23.85 [5]	1:12.40 [4]	1:00.21 [4]	0:48.26 [4]	0:36.45 [4]	0:25.01 [4]	0:36.45	+1
			1400m	600m	(0:14.07)	(0:11.45)	(0:12.19)	(0:11.95)	(0:11.81)	(0:11.44)	(0:11.83)		
13	1 DISCOVER Elione Chaves	6	63.6	0:11.62	1:38.65 [13]	1:23.87 [12]	1:12.18 [14]	0:59.96 [14]	0:47.94 [14]	0:36.18 [13]	0:24.56 [11]	0:36.18	+0
			1400m	600m	(0:14.78)	(0:11.69)	(0:12.22)	(0:12.02)	(0:11.76)	(0:11.62)	(0:11.77)		
14	20 ZALATORIS Jason Taylor	14	63.6	0:11.55	1:39.48 [14]	1:24.65 [14]	1:13.10 [13]	1:00.90 [12]	0:49.03 [11]	0:37.12 [11]	0:25.29 [13]	0:37.12	+1
			Overall	1400m	(0:14.83)	(0:11.55)	(0:12.20)	(0:11.87)	(0:11.91)	(0:11.83)	(0:12.06)		
15	18 WOD Micheal Hellyer	9	63.3	0:11.64	1:39.88 [15]	1:25.07 [13]	1:13.34 [15]	1:00.97 [15]	0:48.84 [15]	0:37.10 [15]	0:25.46 [15]	0:37.10	+0
			800m	600m	(0:14.81)	(0:11.73)	(0:12.37)	(0:12.13)	(0:11.74)	(0:11.64)	(0:12.00)		

Scratched: Want To Be Proud (#6), Hang Out (#7), Vanguard Legend (#9), Kilna (#2), Rothsphene (#3), Hurricane Rosie (#15)



Eagle Farm QLD Professional

Race 2: GIRLS DAY OUT 1 MARCH Maiden Plate - 1600m

08 January 2025 - 14:50



BRISBANE
RACING CLUB

Track Rating: Good 4, Weather: Fine, Rail Position: +9m Entire

Section							200m			Last 600m
Field Times							0:12.39			0:35.22
Rank	TAB	Horse/Jockey	Barrier	Top Speed [km/h]	Fastest Section	Margin				Distance Travelled [m]
1	11	STRIKE THE HEART Mark Du Plessis	11	64.6 400m	0:11.34 400m	0:12.22 [2] (0:12.22)	1:36.35		0:34.98	
2	12	AVIOR Bailey Wheeler	12	65.4 1400m	0:11.26 600m	0:12.62 [1] (0:12.62)	1.36L		0:35.45	-2
3	5	VIKING BLOOD Boris Thornton	1	65.9 400m	0:11.14 400m	0:12.31 [4] (0:12.31)	1.96L		0:34.72	-1
4	4	SILVIO DANTE Michael Rodd	2	64.6 400m	0:11.42 600m	0:12.55 [5] (0:12.55)	3.69L		0:35.45	-2
5	16	DESERT ANGEL Dylan Turner	13	65.3 Overall	0:11.41 600m	0:12.93 [3] (0:12.93)	5.36L		0:36.00	+2
6	8	IONACELTIC Andrew Mallyon	5	64.3 600m	0:11.39 600m	0:12.65 [6] (0:12.65)	5.56L		0:35.74	+3
7	21	BARGARA BOUND Robbie Dolan	7	64.7 Overall	0:11.46 600m	0:12.54 [8] (0:12.54)	6.14L		0:35.56	+1
8	13	CHONKY DIVA Ron Stewart	4	64.1 600m	0:11.40 600m	0:12.35 [9] (0:12.35)	7.02L		0:35.39	+0
9	10	NAVILLUS HELLFIRE Luke Tarrant	15	65.6 400m	0:11.22 400m	0:12.12 [11] (0:12.12)	7.25L		0:34.92	+7
10	14	CRIMSON SPIRIT Anthony Allen	10	63.9 1400m	0:11.44 400m	0:12.01 [12] (0:12.01)	7.26L		0:35.21	+5

Scratched: Want To Be Proud (#6), Hang Out (#7), Vanguard Legend (#9), Kilna (#2), Rothsphene (#3), Hurricane Rosie (#15)

[] Ranking at each section and finish
 -:-:- No data available at this section
 NA No data available

SCN Saddle cloth number
 DNF Did not finish
 DNT Did not track



Eagle Farm QLD Professional

Race 2: GIRLS DAY OUT 1 MARCH Maiden Plate - 1600m

08 January 2025 - 14:50



BRISBANE
RACING CLUB

Track Rating: Good 4, Weather: Fine, Rail Position: +9m Entire

Section				200m				Last 600m	
Field Times				0:12.39 (0:12.39)				0:35.22	
Rank	TAB Horse/Jockey	Barrier	Top Speed [km/h]	Fastest Section	Margin				Distance Travelled [m]
11	17 KALKANLI Justin Huxtable	8	63.4 Overall	0:11.61 1400m	0:12.20 [10] (0:12.20)	7.63L		0:35.51	+4
12	19 LIP SMACKER Angela Jones	3	64.5 1400m	0:11.44 600m	0:13.18 [7] (0:13.18)	9.25L		0:36.45	+1
13	1 DISCOVER Elione Chaves	6	63.6 1400m	0:11.62 600m	0:12.79 [13] (0:12.79)	13.55L		0:36.18	+0
14	20 ZALATORIS Jason Taylor	14	63.6 Overall	0:11.55 1400m	0:13.23 [14] (0:13.23)	18.4L		0:37.12	+1
15	18 WOD Micheal Hellyer	9	63.3 800m	0:11.64 600m	0:13.46 [15] (0:13.46)	20.74L		0:37.10	+0

Scratched: Want To Be Proud (#6), Hang Out (#7), Vanguard Legend (#9), Kilna (#2), Rothsphene (#3), Hurricane Rosie (#15)



Horse/Jockey Name	Strike The Heart
Final Rank	1
Fastest Section Time (Section)	0:11.34 (400m)
Top Speed [km/h] (Section)	64.6 (400m)
Race State	Finished



Eagle Farm QLD Professional

Race 2: GIRLS DAY OUT 1 MARCH Maiden Plate - 1600m

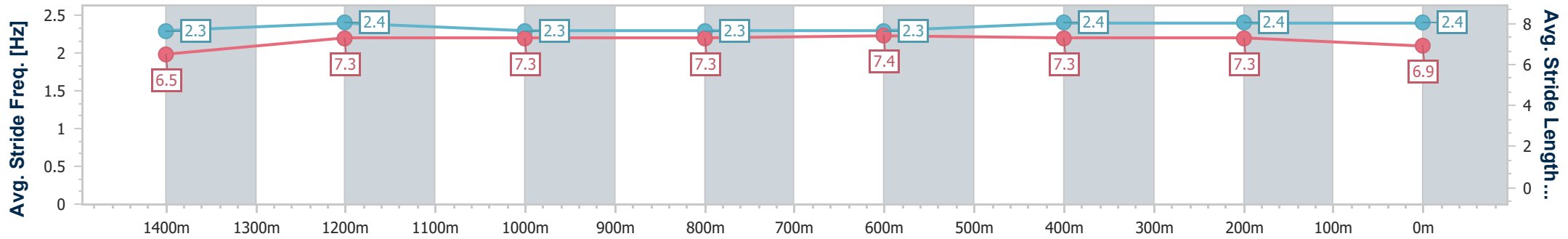
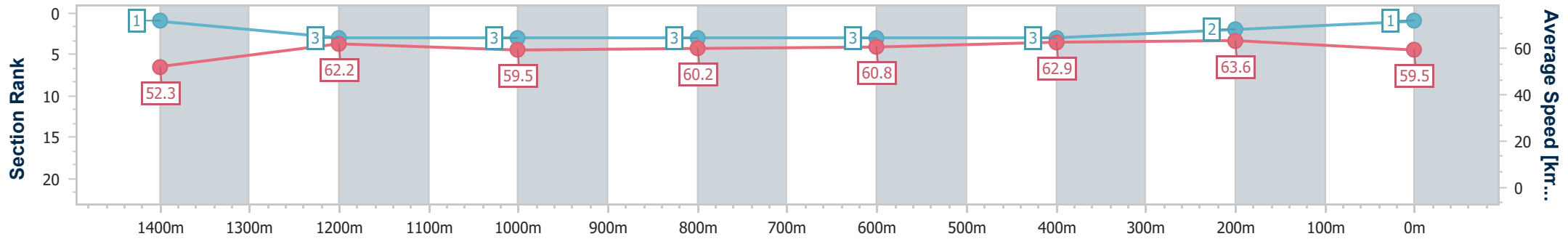
08 January 2025 - 14:50

Track Rating: Good 4, Weather: Fine, Rail Position: +9m Entire



BRISBANE RACING CLUB

Section	Overall	1400m	1200m	1000m	800m	600m	400m	200m
Section Times	1:36.35 [1] (0:13.78)	1:22.57 [1] (0:11.62)	1:10.95 [3] (0:12.14)	0:58.81 [3] (0:11.94)	0:46.87 [3] (0:11.89)	0:34.98 [3] (0:11.42)	0:23.56 [3] (0:11.34)	0:12.22 [2] (0:12.22)
Average Speed [km/h]	52.3	62.2	59.5	60.2	60.8	62.9	63.6	59.5
Top Speed [km/h]	64.2	63.5	60.4	61.7	61.6	64.3	64.6	63.0
Avg. Dist. to Rail [m]	5.4	1.0	1.1	0.5	0.3	0.3	0.7	0.5
Avg. Stride Freq. [Hz]	2.3	2.4	2.3	2.3	2.3	2.4	2.4	2.4
Avg. Stride Length [m]	6.5	7.3	7.3	7.3	7.4	7.3	7.3	6.9



- [] Ranking at each section and finish
- .-.- No data available at this section
- NA No data available



Horse/Jockey Name	Avior
Final Rank	2
Fastest Section Time (Section)	0:11.26 (600m)
Top Speed [km/h] (Section)	65.4 (1400m)
Race State	Finished



Eagle Farm QLD Professional

Race 2: GIRLS DAY OUT 1 MARCH Maiden Plate - 1600m

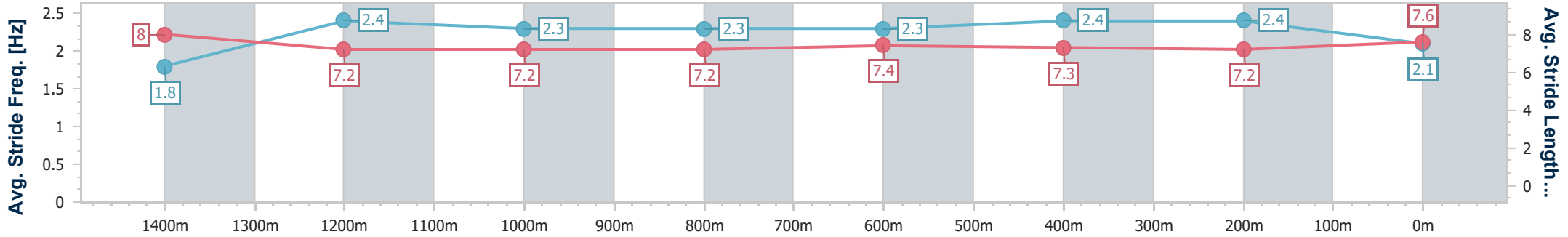
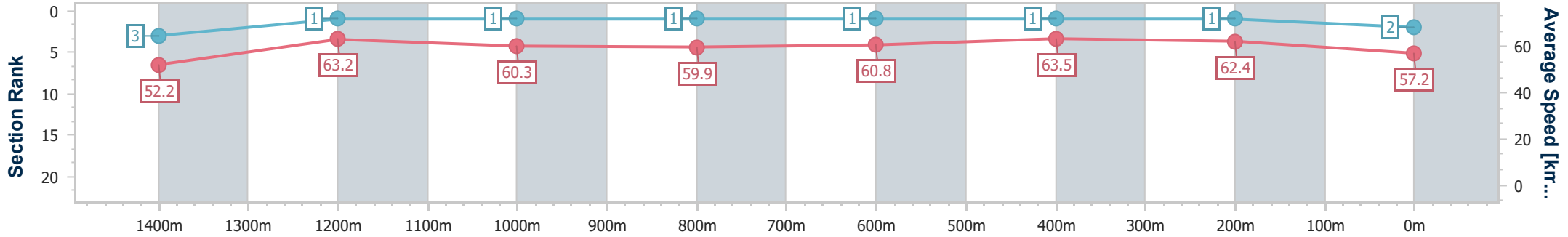
08 January 2025 - 14:50

Track Rating: Good 4, Weather: Fine, Rail Position: +9m Entire



BRISBANE RACING CLUB

Section	Overall	1400m	1200m	1000m	800m	600m	400m	200m
Section Times	1:36.58 [2] (0:13.89)	1:22.69 [3] (0:11.38)	1:11.31 [1] (0:11.97)	0:59.34 [1] (0:12.08)	0:47.26 [1] (0:11.81)	0:35.45 [1] (0:11.26)	0:24.19 [1] (0:11.57)	0:12.62 [1] (0:12.62)
Average Speed [km/h]	52.2	63.2	60.3	59.9	60.8	63.5	62.4	57.2
Top Speed [km/h]	63.8	65.4	61.6	61.2	61.9	64.8	63.8	60.2
Avg. Dist. to Rail [m]	7.7	2.2	1.5	0.7	0.3	1.1	0.4	0.4
Avg. Stride Freq. [Hz]	1.8	2.4	2.3	2.3	2.3	2.4	2.4	2.1
Avg. Stride Length [m]	8.0	7.2	7.2	7.2	7.4	7.3	7.2	7.6



- [] Ranking at each section and finish
- .-.-.- No data available at this section
- NA No data available



Horse/Jockey Name	Viking Blood
Final Rank	3
Fastest Section Time (Section)	0:11.14 (400m)
Top Speed [km/h] (Section)	65.9 (400m)
Race State	Finished



Eagle Farm QLD Professional

Race 2: GIRLS DAY OUT 1 MARCH Maiden Plate - 1600m

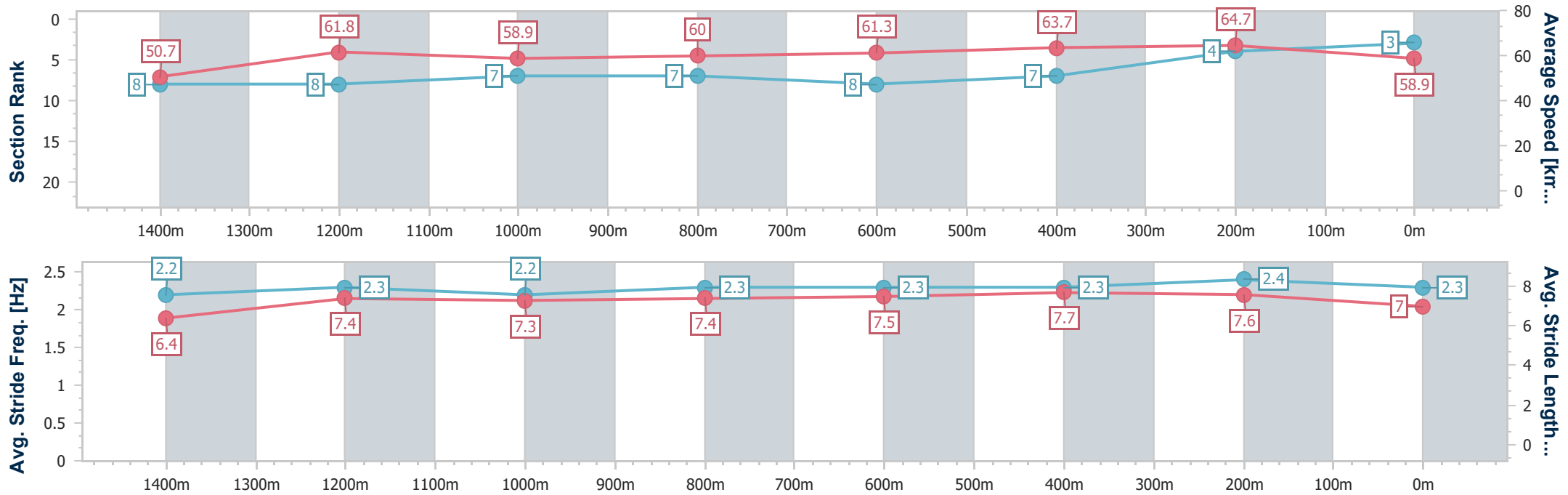
08 January 2025 - 14:50

Track Rating: Good 4, Weather: Fine, Rail Position: +9m Entire



BRISBANE RACING CLUB

Section	Overall	1400m	1200m	1000m	800m	600m	400m	200m
Section Times	1:36.68 [3] (0:14.24)	1:22.44 [8] (0:11.64)	1:10.80 [8] (0:12.27)	0:58.53 [7] (0:12.03)	0:46.50 [7] (0:11.78)	0:34.72 [8] (0:11.27)	0:23.45 [7] (0:11.14)	0:12.31 [4] (0:12.31)
Average Speed [km/h]	50.7	61.8	58.9	60.0	61.3	63.7	64.7	58.9
Top Speed [km/h]	62.5	64.0	60.6	62.0	62.1	65.8	65.9	63.4
Avg. Dist. to Rail [m]	1.3	1.1	1.8	1.0	0.6	0.9	1.7	1.7
Avg. Stride Freq. [Hz]	2.2	2.3	2.2	2.3	2.3	2.3	2.4	2.3
Avg. Stride Length [m]	6.4	7.4	7.3	7.4	7.5	7.7	7.6	7.0



- [] Ranking at each section and finish
- .-.- No data available at this section
- NA No data available



Horse/Jockey Name	Silvio Dante
Final Rank	4
Fastest Section Time (Section)	0:11.42 (600m)
Top Speed [km/h] (Section)	64.6 (400m)
Race State	Finished



Eagle Farm QLD Professional

Race 2: GIRLS DAY OUT 1 MARCH Maiden Plate - 1600m

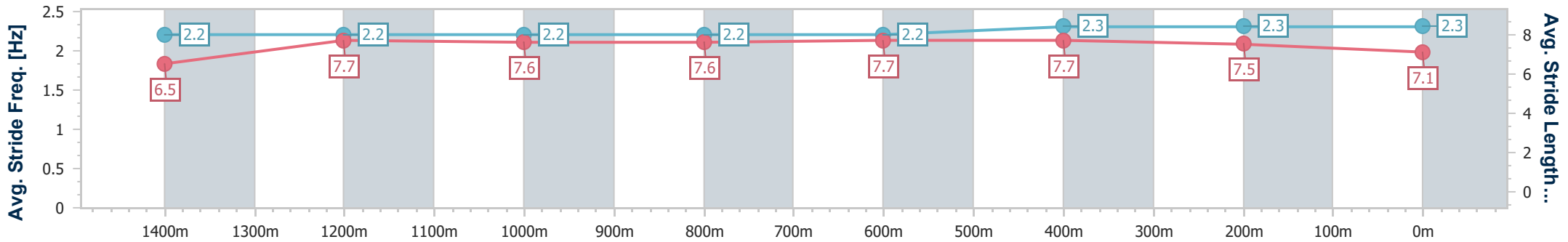
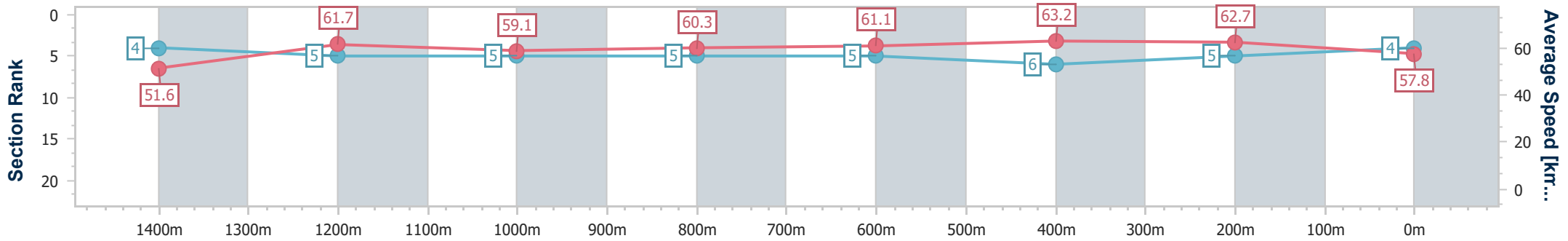
08 January 2025 - 14:50

Track Rating: Good 4, Weather: Fine, Rail Position: +9m Entire



BRISBANE RACING CLUB

Section	Overall	1400m	1200m	1000m	800m	600m	400m	200m
Section Times	1:36.98 [4] (0:14.02)	1:22.96 [4] (0:11.66)	1:11.30 [5] (0:12.16)	0:59.14 [5] (0:11.92)	0:47.22 [5] (0:11.77)	0:35.45 [5] (0:11.42)	0:24.03 [6] (0:11.48)	0:12.55 [5] (0:12.55)
Average Speed [km/h]	51.6	61.7	59.1	60.3	61.1	63.2	62.7	57.8
Top Speed [km/h]	63.0	64.2	60.8	61.5	62.0	64.4	64.6	61.2
Avg. Dist. to Rail [m]	1.8	0.6	0.3	0.7	0.5	1.1	2.4	3.8
Avg. Stride Freq. [Hz]	2.2	2.2	2.2	2.2	2.2	2.3	2.3	2.3
Avg. Stride Length [m]	6.5	7.7	7.6	7.6	7.7	7.7	7.5	7.1



- [] Ranking at each section and finish
- .-.- No data available at this section
- NA No data available



Horse/Jockey Name	Desert Angel
Final Rank	5
Fastest Section Time (Section)	0:11.41 (600m)
Top Speed [km/h] (Section)	65.3 (Overall)
Race State	Finished



Eagle Farm QLD Professional

Race 2: GIRLS DAY OUT 1 MARCH Maiden Plate - 1600m

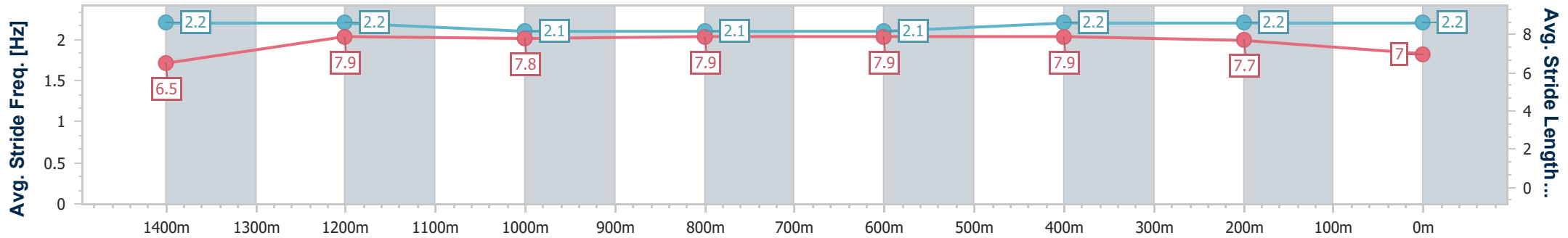
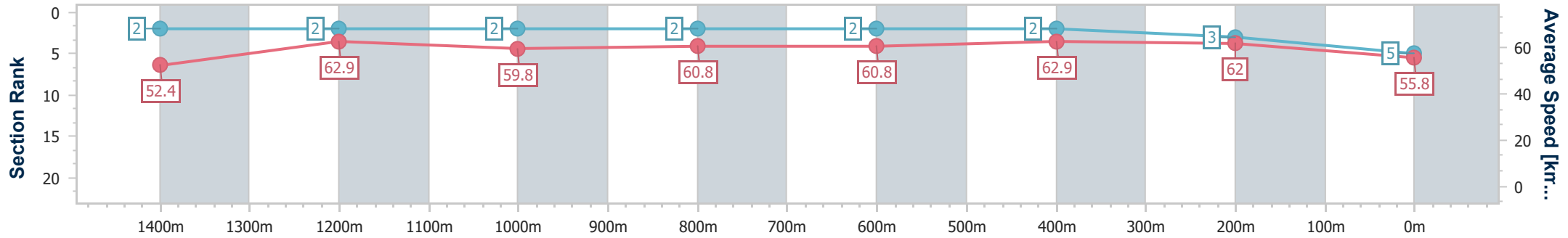
08 January 2025 - 14:50

Track Rating: Good 4, Weather: Fine, Rail Position: +9m Entire



BRISBANE RACING CLUB

Section	Overall	1400m	1200m	1000m	800m	600m	400m	200m
Section Times	1:37.26 [5] (0:13.87)	1:23.39 [2] (0:11.42)	1:11.97 [2] (0:12.10)	0:59.87 [2] (0:11.97)	0:47.90 [2] (0:11.90)	0:36.00 [2] (0:11.41)	0:24.59 [2] (0:11.66)	0:12.93 [3] (0:12.93)
Average Speed [km/h]	52.4	62.9	59.8	60.8	60.8	62.9	62.0	55.8
Top Speed [km/h]	65.3	64.1	61.7	61.5	61.9	63.5	63.1	59.8
Avg. Dist. to Rail [m]	9.1	3.5	2.7	2.1	1.4	0.3	1.7	2.6
Avg. Stride Freq. [Hz]	2.2	2.2	2.1	2.1	2.1	2.2	2.2	2.2
Avg. Stride Length [m]	6.5	7.9	7.8	7.9	7.9	7.9	7.7	7.0



- [] Ranking at each section and finish
- .-.- No data available at this section
- NA No data available



Horse/Jockey Name	Ionaceltic
Final Rank	6
Fastest Section Time (Section)	0:11.39 (600m)
Top Speed [km/h] (Section)	64.3 (600m)
Race State	Finished



Eagle Farm QLD Professional

Race 2: GIRLS DAY OUT 1 MARCH Maiden Plate - 1600m

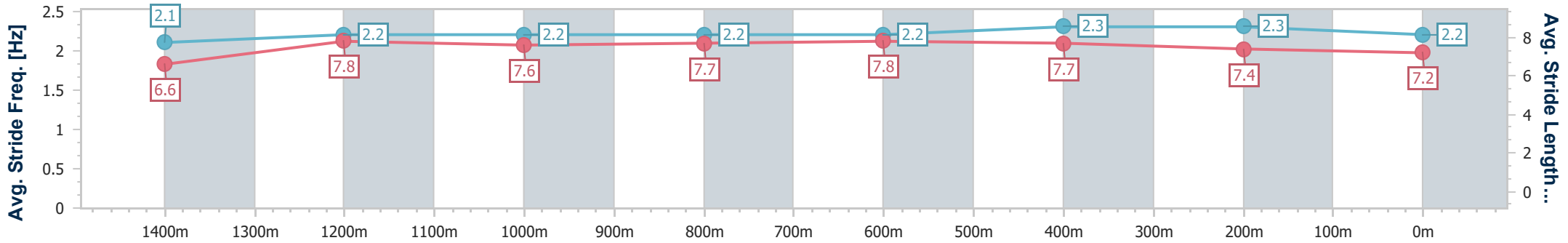
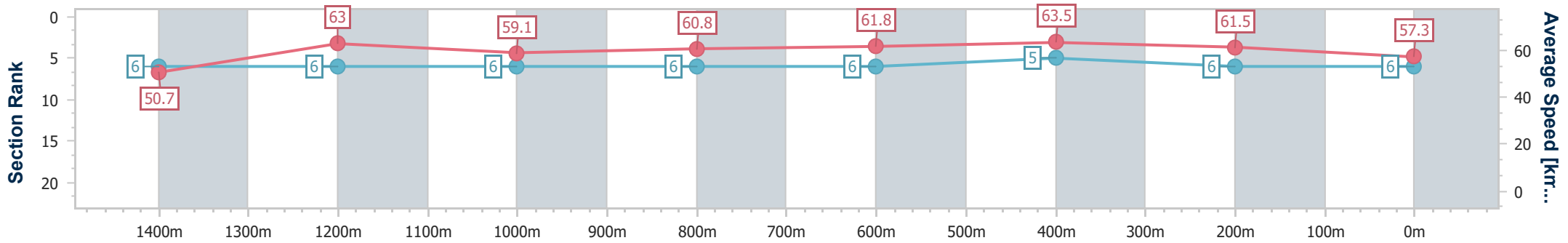
08 January 2025 - 14:50

Track Rating: Good 4, Weather: Fine, Rail Position: +9m Entire



BRISBANE RACING CLUB

Section	Overall	1400m	1200m	1000m	800m	600m	400m	200m
Section Times	1:37.29 [6] (0:14.21)	1:23.08 [6] (0:11.49)	1:11.59 [6] (0:12.17)	0:59.42 [6] (0:11.94)	0:47.48 [6] (0:11.74)	0:35.74 [6] (0:11.39)	0:24.35 [5] (0:11.70)	0:12.65 [6] (0:12.65)
Average Speed [km/h]	50.7	63.0	59.1	60.8	61.8	63.5	61.5	57.3
Top Speed [km/h]	63.9	63.6	61.3	62.0	61.9	64.3	64.0	59.3
Avg. Dist. to Rail [m]	4.2	3.0	3.0	1.9	0.9	1.3	4.5	4.8
Avg. Stride Freq. [Hz]	2.1	2.2	2.2	2.2	2.2	2.3	2.3	2.2
Avg. Stride Length [m]	6.6	7.8	7.6	7.7	7.8	7.7	7.4	7.2



- [] Ranking at each section and finish
- .-.- No data available at this section
- NA No data available



Horse/Jockey Name	Bargara Bound
Final Rank	7
Fastest Section Time (Section)	0:11.46 (600m)
Top Speed [km/h] (Section)	64.7 (Overall)
Race State	Finished



Eagle Farm QLD Professional

Race 2: GIRLS DAY OUT 1 MARCH Maiden Plate - 1600m

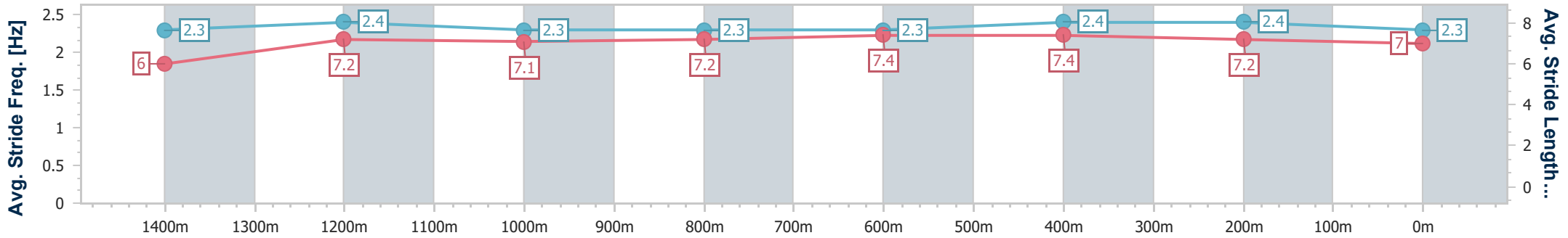
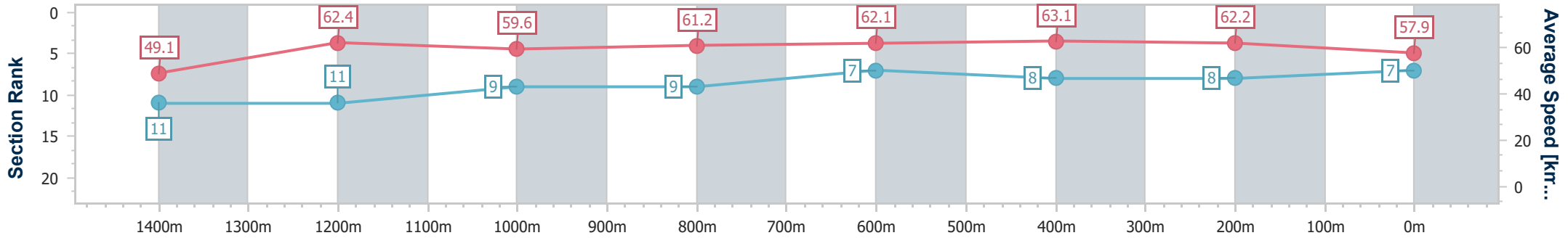
08 January 2025 - 14:50

Track Rating: Good 4, Weather: Fine, Rail Position: +9m Entire



BRISBANE RACING CLUB

Section	Overall	1400m	1200m	1000m	800m	600m	400m	200m
Section Times	1:37.39 [7] (0:14.73)	1:22.66 [11] (0:11.54)	1:11.12 [11] (0:12.13)	0:58.99 [9] (0:11.83)	0:47.16 [9] (0:11.60)	0:35.56 [7] (0:11.46)	0:24.10 [8] (0:11.56)	0:12.54 [8] (0:12.54)
Average Speed [km/h]	49.1	62.4	59.6	61.2	62.1	63.1	62.2	57.9
Top Speed [km/h]	64.7	64.0	62.1	62.5	63.9	64.4	64.3	59.9
Avg. Dist. to Rail [m]	6.3	3.7	3.0	1.2	0.4	1.3	2.7	1.0
Avg. Stride Freq. [Hz]	2.3	2.4	2.3	2.3	2.3	2.4	2.4	2.3
Avg. Stride Length [m]	6.0	7.2	7.1	7.2	7.4	7.4	7.2	7.0



- [] Ranking at each section and finish
- .-.- No data available at this section
- NA No data available



Horse/Jockey Name	Chonky Diva
Final Rank	8
Fastest Section Time (Section)	0:11.40 (600m)
Top Speed [km/h] (Section)	64.1 (600m)
Race State	Finished



Eagle Farm QLD Professional

Race 2: GIRLS DAY OUT 1 MARCH Maiden Plate - 1600m

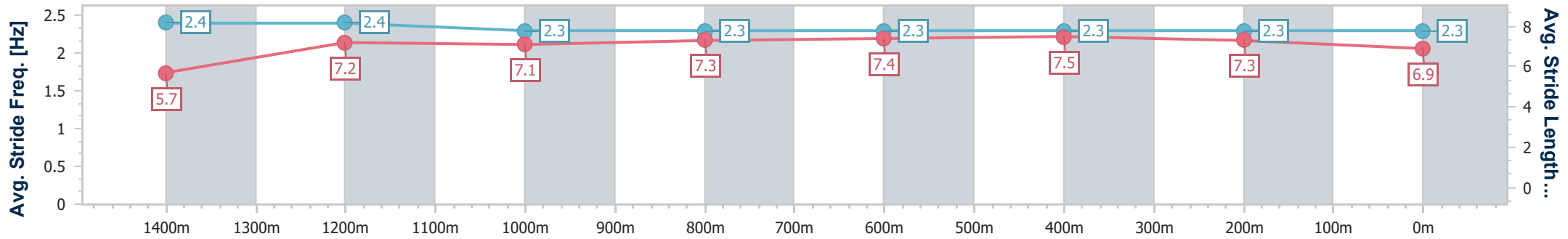
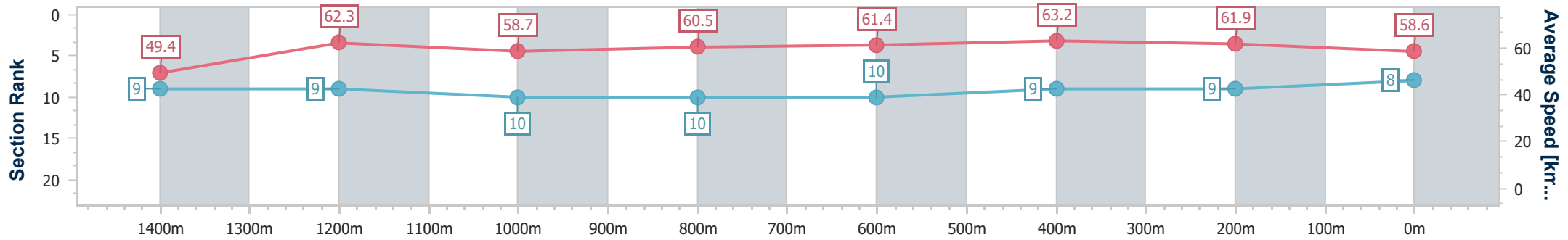
08 January 2025 - 14:50

Track Rating: Good 4, Weather: Fine, Rail Position: +9m Entire



BRISBANE RACING CLUB

Section	Overall	1400m	1200m	1000m	800m	600m	400m	200m
Section Times	1:37.54 [8] (0:14.55)	1:22.99 [9] (0:11.60)	1:11.39 [9] (0:12.25)	0:59.14 [10] (0:11.96)	0:47.18 [10] (0:11.79)	0:35.39 [10] (0:11.40)	0:23.99 [9] (0:11.64)	0:12.35 [9] (0:12.35)
Average Speed [km/h]	49.4	62.3	58.7	60.5	61.4	63.2	61.9	58.6
Top Speed [km/h]	63.4	63.5	60.1	62.3	62.5	64.1	63.5	60.6
Avg. Dist. to Rail [m]	2.7	1.9	1.6	0.9	1.3	0.7	1.9	1.6
Avg. Stride Freq. [Hz]	2.4	2.4	2.3	2.3	2.3	2.3	2.3	2.3
Avg. Stride Length [m]	5.7	7.2	7.1	7.3	7.4	7.5	7.3	6.9



- [] Ranking at each section and finish
- .-.- No data available at this section
- NA No data available



Horse/Jockey Name	Navillus Hellfire
Final Rank	9
Fastest Section Time (Section)	0:11.22 (400m)
Top Speed [km/h] (Section)	65.6 (400m)
Race State	Finished



Eagle Farm QLD Professional

Race 2: GIRLS DAY OUT 1 MARCH Maiden Plate - 1600m

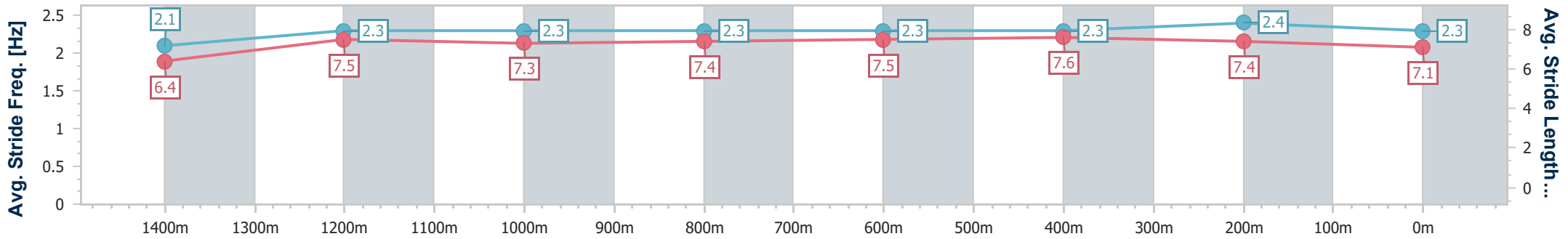
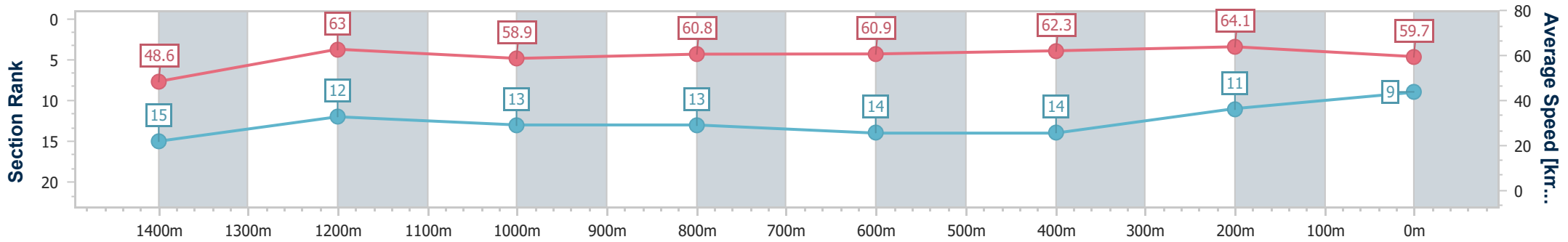
08 January 2025 - 14:50

Track Rating: Good 4, Weather: Fine, Rail Position: +9m Entire



BRISBANE RACING CLUB

Section	Overall	1400m	1200m	1000m	800m	600m	400m	200m
Section Times	1:37.58 [9] (0:14.87)	1:22.71 [15] (0:11.51)	1:11.20 [12] (0:12.22)	0:58.98 [13] (0:12.10)	0:46.88 [13] (0:11.96)	0:34.92 [14] (0:11.58)	0:23.34 [14] (0:11.22)	0:12.12 [11] (0:12.12)
Average Speed [km/h]	48.6	63.0	58.9	60.8	60.9	62.3	64.1	59.7
Top Speed [km/h]	61.7	64.6	64.7	63.2	62.1	65.4	65.6	62.5
Avg. Dist. to Rail [m]	9.7	4.6	4.3	4.2	2.6	0.9	4.9	5.2
Avg. Stride Freq. [Hz]	2.1	2.3	2.3	2.3	2.3	2.3	2.4	2.3
Avg. Stride Length [m]	6.4	7.5	7.3	7.4	7.5	7.6	7.4	7.1



- [] Ranking at each section and finish
- .-.- No data available at this section
- NA No data available



Horse/Jockey Name	Crimson Spirit
Final Rank	10
Fastest Section Time (Section)	0:11.44 (400m)
Top Speed [km/h] (Section)	63.9 (1400m)
Race State	Finished



Eagle Farm QLD Professional

Race 2: GIRLS DAY OUT 1 MARCH Maiden Plate - 1600m

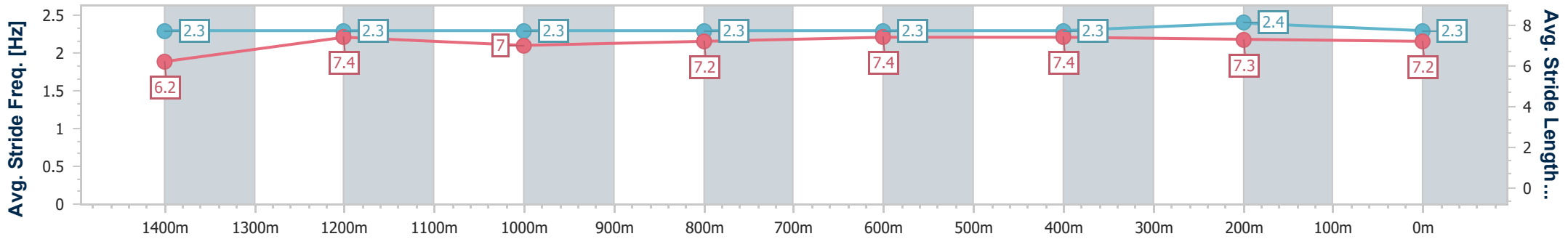
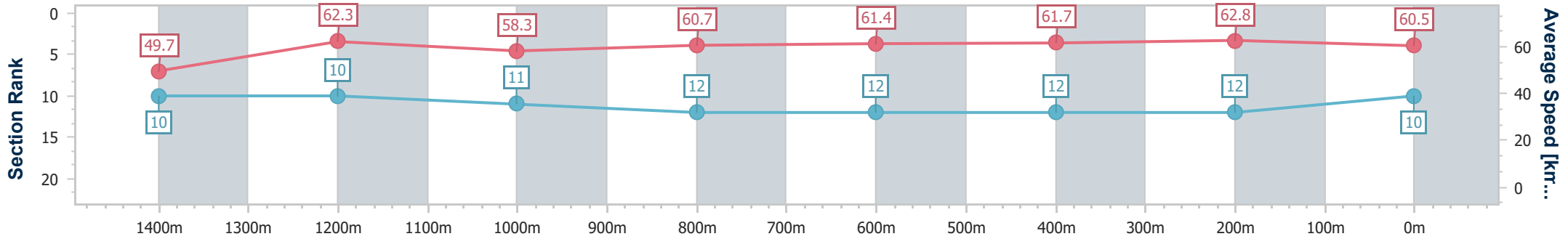
08 January 2025 - 14:50

Track Rating: Good 4, Weather: Fine, Rail Position: +9m Entire



BRISBANE RACING CLUB

Section	Overall	1400m	1200m	1000m	800m	600m	400m	200m
Section Times	1:37.58 [10] (0:14.59)	1:22.99 [10] (0:11.58)	1:11.41 [10] (0:12.37)	0:59.04 [11] (0:12.02)	0:47.02 [12] (0:11.81)	0:35.21 [12] (0:11.76)	0:23.45 [12] (0:11.44)	0:12.01 [12] (0:12.01)
Average Speed [km/h]	49.7	62.3	58.3	60.7	61.4	61.7	62.8	60.5
Top Speed [km/h]	62.4	63.9	60.6	61.6	63.4	63.6	63.9	62.8
Avg. Dist. to Rail [m]	8.2	4.1	3.1	2.0	1.6	1.8	5.2	5.3
Avg. Stride Freq. [Hz]	2.3	2.3	2.3	2.3	2.3	2.3	2.4	2.3
Avg. Stride Length [m]	6.2	7.4	7.0	7.2	7.4	7.4	7.3	7.2



- [] Ranking at each section and finish
- .-.- No data available at this section
- NA No data available



Horse/Jockey Name	Kalkanli
Final Rank	11
Fastest Section Time (Section)	0:11.61 (1400m)
Top Speed [km/h] (Section)	63.4 (Overall)
Race State	Finished



Eagle Farm QLD Professional

Race 2: GIRLS DAY OUT 1 MARCH Maiden Plate - 1600m

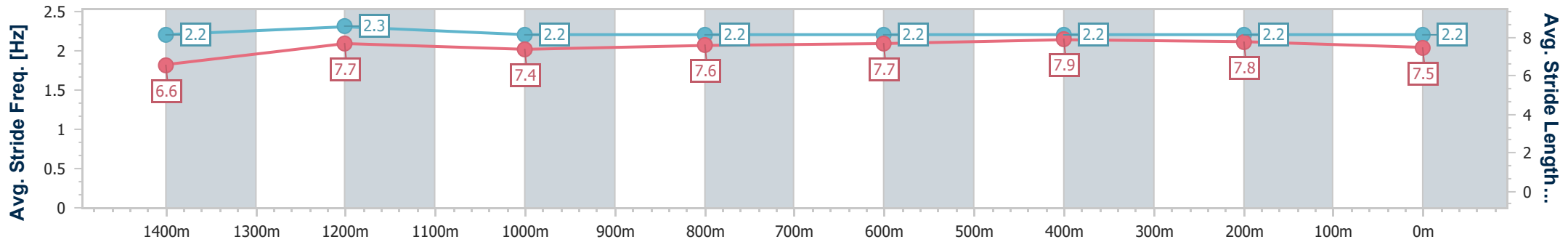
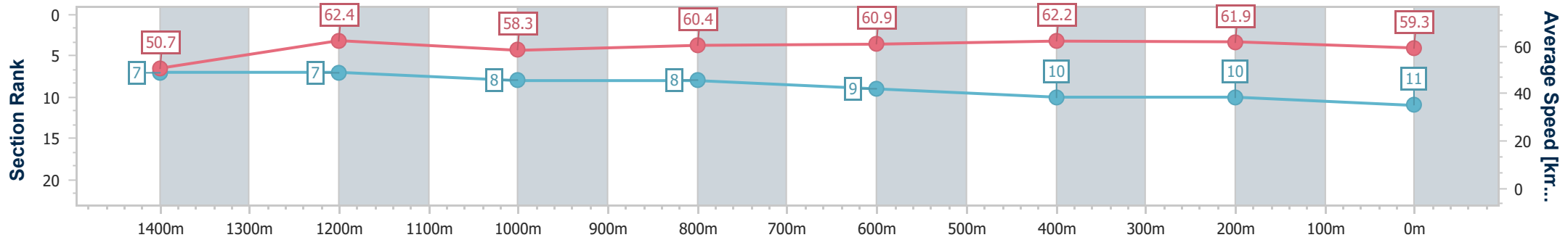
08 January 2025 - 14:50

Track Rating: Good 4, Weather: Fine, Rail Position: +9m Entire



BRISBANE RACING CLUB

Section	Overall	1400m	1200m	1000m	800m	600m	400m	200m
Section Times	1:37.65 [11] (0:14.22)	1:23.43 [7] (0:11.61)	1:11.82 [7] (0:12.33)	0:59.49 [8] (0:12.07)	0:47.42 [8] (0:11.91)	0:35.51 [9] (0:11.66)	0:23.85 [10] (0:11.65)	0:12.20 [10] (0:12.20)
Average Speed [km/h]	50.7	62.4	58.3	60.4	60.9	62.2	61.9	59.3
Top Speed [km/h]	63.4	62.9	61.1	61.3	61.7	63.1	63.1	60.7
Avg. Dist. to Rail [m]	5.7	2.7	2.3	1.9	1.7	2.2	2.4	1.2
Avg. Stride Freq. [Hz]	2.2	2.3	2.2	2.2	2.2	2.2	2.2	2.2
Avg. Stride Length [m]	6.6	7.7	7.4	7.6	7.7	7.9	7.8	7.5



- [] Ranking at each section and finish
- .-.- No data available at this section
- NA No data available



Horse/Jockey Name	Lip Smacker
Final Rank	12
Fastest Section Time (Section)	0:11.44 (600m)
Top Speed [km/h] (Section)	64.5 (1400m)
Race State	Finished



Eagle Farm QLD Professional

Race 2: GIRLS DAY OUT 1 MARCH Maiden Plate - 1600m

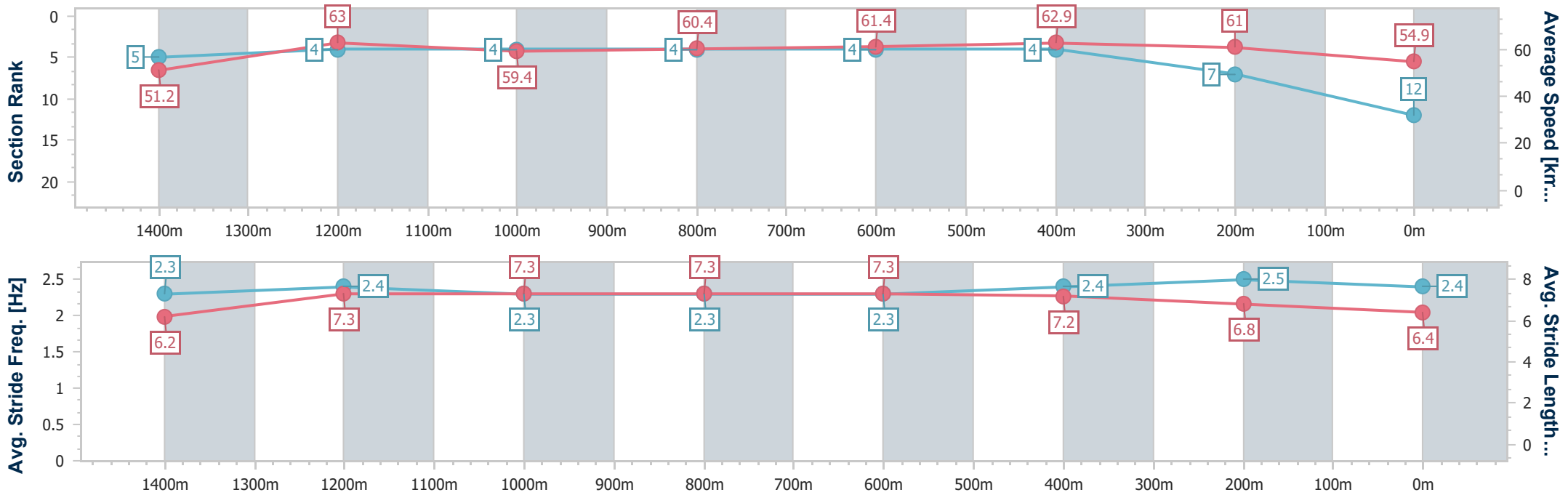
08 January 2025 - 14:50

Track Rating: Good 4, Weather: Fine, Rail Position: +9m Entire



BRISBANE RACING CLUB

Section	Overall	1400m	1200m	1000m	800m	600m	400m	200m
Section Times	1:37.92 [12] (0:14.07)	1:23.85 [5] (0:11.45)	1:12.40 [4] (0:12.19)	1:00.21 [4] (0:11.95)	0:48.26 [4] (0:11.81)	0:36.45 [4] (0:11.44)	0:25.01 [4] (0:11.83)	0:13.18 [7] (0:13.18)
Average Speed [km/h]	51.2	63.0	59.4	60.4	61.4	62.9	61.0	54.9
Top Speed [km/h]	64.3	64.5	60.0	62.4	62.4	64.4	63.5	57.8
Avg. Dist. to Rail [m]	2.5	1.8	2.3	1.3	1.0	0.7	3.6	3.9
Avg. Stride Freq. [Hz]	2.3	2.4	2.3	2.3	2.3	2.4	2.5	2.4
Avg. Stride Length [m]	6.2	7.3	7.3	7.3	7.3	7.2	6.8	6.4



- [] Ranking at each section and finish
- .-.- No data available at this section
- NA No data available



Horse/Jockey Name	Discover
Final Rank	13
Fastest Section Time (Section)	0:11.62 (600m)
Top Speed [km/h] (Section)	63.6 (1400m)
Race State	Finished



Eagle Farm QLD Professional

Race 2: GIRLS DAY OUT 1 MARCH Maiden Plate - 1600m

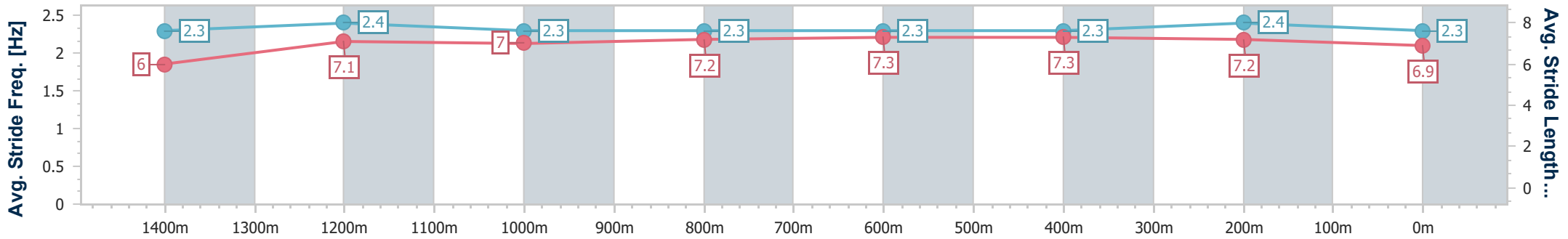
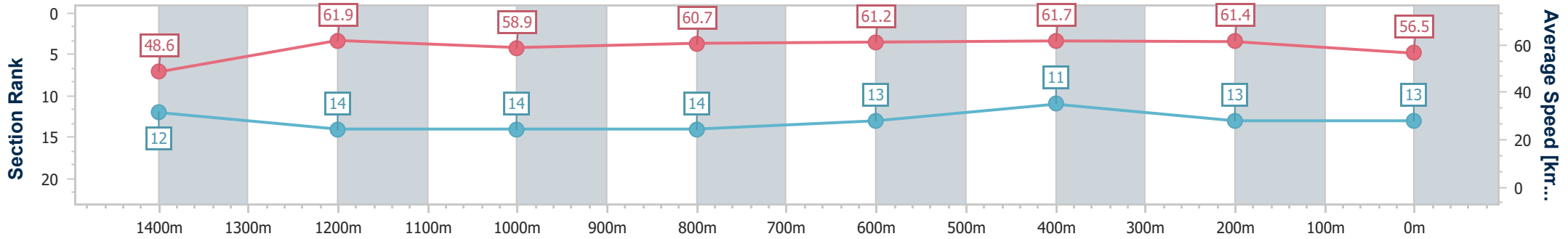
08 January 2025 - 14:50

Track Rating: Good 4, Weather: Fine, Rail Position: +9m Entire



BRISBANE RACING CLUB

Section	Overall	1400m	1200m	1000m	800m	600m	400m	200m
Section Times	1:38.65 [13] (0:14.78)	1:23.87 [12] (0:11.69)	1:12.18 [14] (0:12.22)	0:59.96 [14] (0:12.02)	0:47.94 [14] (0:11.76)	0:36.18 [13] (0:11.62)	0:24.56 [11] (0:11.77)	0:12.79 [13] (0:12.79)
Average Speed [km/h]	48.6	61.9	58.9	60.7	61.2	61.7	61.4	56.5
Top Speed [km/h]	62.8	63.6	62.9	62.7	61.9	63.3	62.7	59.1
Avg. Dist. to Rail [m]	4.5	2.6	2.5	1.9	0.7	0.9	1.3	1.1
Avg. Stride Freq. [Hz]	2.3	2.4	2.3	2.3	2.3	2.3	2.4	2.3
Avg. Stride Length [m]	6.0	7.1	7.0	7.2	7.3	7.3	7.2	6.9



- [] Ranking at each section and finish
- .-.- No data available at this section
- NA No data available



Horse/Jockey Name	Zalatoris
Final Rank	14
Fastest Section Time (Section)	0:11.55 (1400m)
Top Speed [km/h] (Section)	63.6 (Overall)
Race State	Finished



Eagle Farm QLD Professional

Race 2: GIRLS DAY OUT 1 MARCH Maiden Plate - 1600m

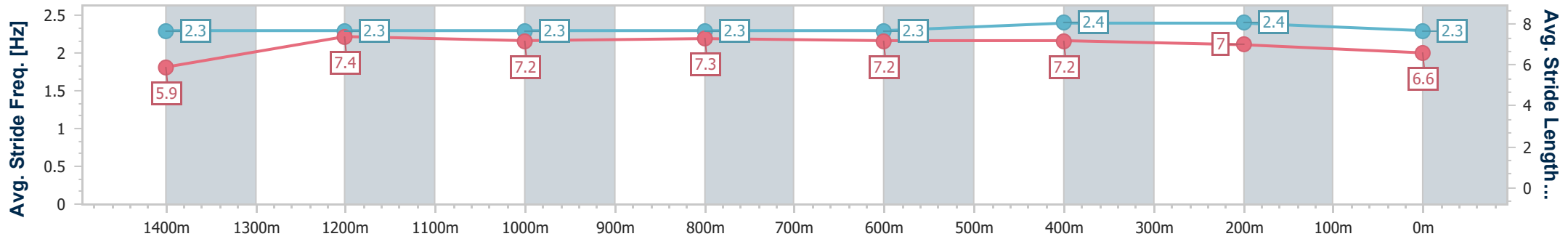
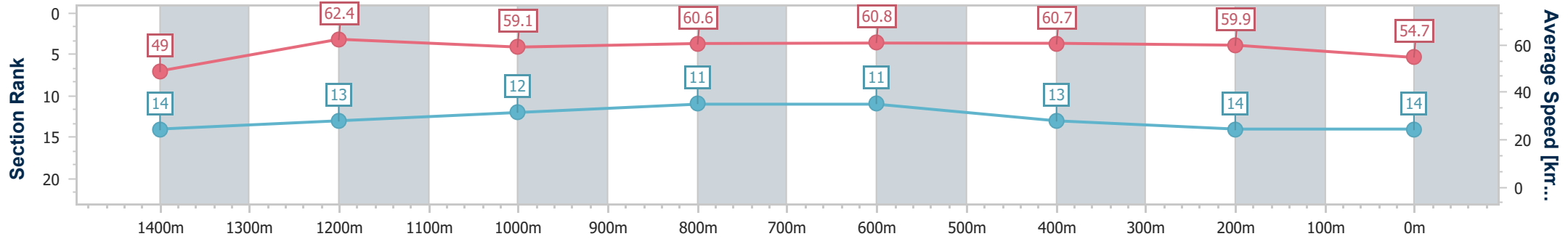
08 January 2025 - 14:50

Track Rating: Good 4, Weather: Fine, Rail Position: +9m Entire



BRISBANE RACING CLUB

Section	Overall	1400m	1200m	1000m	800m	600m	400m	200m
Section Times	1:39.48 [14] (0:14.83)	1:24.65 [14] (0:11.55)	1:13.10 [13] (0:12.20)	1:00.90 [12] (0:11.87)	0:49.03 [11] (0:11.91)	0:37.12 [11] (0:11.83)	0:25.29 [13] (0:12.06)	0:13.23 [14] (0:13.23)
Average Speed [km/h]	49.0	62.4	59.1	60.6	60.8	60.7	59.9	54.7
Top Speed [km/h]	63.6	63.6	62.2	62.4	62.2	62.0	61.2	57.5
Avg. Dist. to Rail [m]	8.3	2.9	2.0	0.4	0.5	0.4	2.6	2.5
Avg. Stride Freq. [Hz]	2.3	2.3	2.3	2.3	2.3	2.4	2.4	2.3
Avg. Stride Length [m]	5.9	7.4	7.2	7.3	7.2	7.2	7.0	6.6



- [] Ranking at each section and finish
- .-.- No data available at this section
- NA No data available



Horse/Jockey Name	Wod
Final Rank	15
Fastest Section Time (Section)	0:11.64 (600m)
Top Speed [km/h] (Section)	63.3 (800m)
Race State	Finished



Eagle Farm QLD Professional

Race 2: GIRLS DAY OUT 1 MARCH Maiden Plate - 1600m

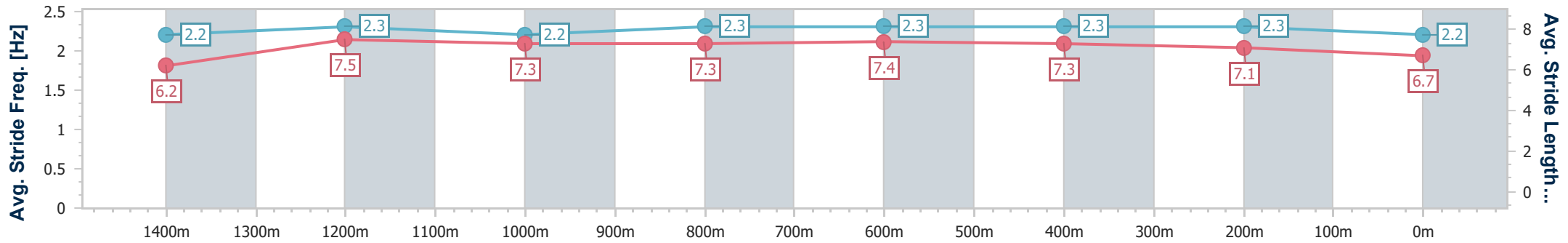
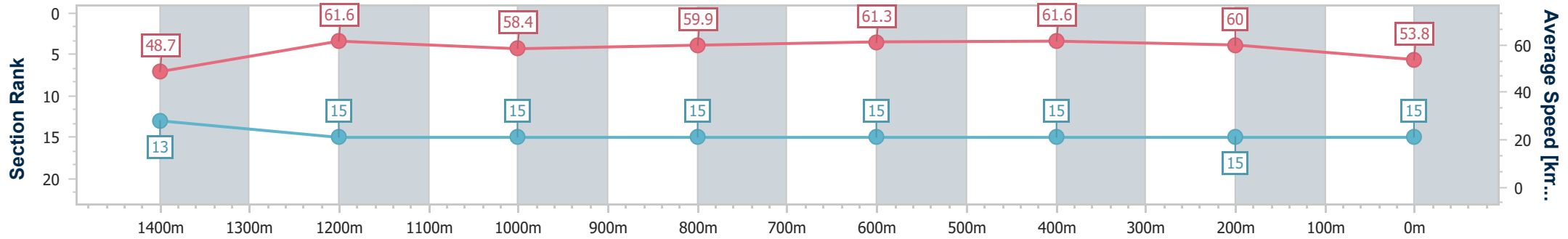
08 January 2025 - 14:50

Track Rating: Good 4, Weather: Fine, Rail Position: +9m Entire



BRISBANE RACING CLUB

Section	Overall	1400m	1200m	1000m	800m	600m	400m	200m
Section Times	1:39.88 [15] (0:14.81)	1:25.07 [13] (0:11.73)	1:13.34 [15] (0:12.37)	1:00.97 [15] (0:12.13)	0:48.84 [15] (0:11.74)	0:37.10 [15] (0:11.64)	0:25.46 [15] (0:12.00)	0:13.46 [15] (0:13.46)
Average Speed [km/h]	48.7	61.6	58.4	59.9	61.3	61.6	60.0	53.8
Top Speed [km/h]	61.8	62.3	62.4	63.1	63.3	62.5	61.8	57.5
Avg. Dist. to Rail [m]	5.5	2.7	2.3	1.5	0.6	0.9	0.3	0.5
Avg. Stride Freq. [Hz]	2.2	2.3	2.2	2.3	2.3	2.3	2.3	2.2
Avg. Stride Length [m]	6.2	7.5	7.3	7.3	7.4	7.3	7.1	6.7



- [] Ranking at each section and finish
- .-.- No data available at this section
- NA No data available