



Sunshine Coast Poly Track QLD Professional
Race 7: WIMMERS PREMIUM SOFT DRINKS Fillies & Mares
BENCHMARK 60 Handicap - 1100m
12 January 2025 - 16:08



Track Rating: Synthetic, Weather: Overcast, Rail Position: True

Section		Overall	1000m	800m	600m	400m	200m	Last 600m					
Field Times		1:05.40 (0:07.89)	0:57.51 (0:10.89)	0:46.62 (0:11.13)	0:35.49 (0:11.50)	0:23.99 (0:11.54)	0:12.45 (0:12.45)	0:35.49					
Rank	TAB Horse/Jockey	Barrier	Top Speed [km/h]	Fastest Section	Margin							Distance Travelled [m]	
1	8 FLY FIFER James Orman	6	66.8 800m	0:08.06 Overall	1:05.40 [1] (0:08.06)	0:57.34 [3] (0:10.95)	0:46.39 [4] (0:11.25)	0:35.14 [4] (0:11.58)	0:23.56 [3] (0:11.48)	0:12.08 [3] (0:12.08)	1:05.40	0:35.14	
2	9 KWIK AZ HELL Jace McMurray	15	67.6 1000m	0:07.89 Overall	1:05.47 [2] (0:07.89)	0:57.58 [1] (0:10.89)	0:46.69 [1] (0:11.13)	0:35.56 [1] (0:11.50)	0:24.06 [1] (0:11.54)	0:12.52 [1] (0:12.52)	0.3L	0:35.56	-2
3	6 ELECTRIC ARROW Madeleine Wishart	14	68.1 1000m	0:08.17 Overall	1:05.51 [3] (0:08.17)	0:57.34 [5] (0:11.06)	0:46.28 [6] (0:11.28)	0:35.00 [6] (0:11.73)	0:23.27 [6] (0:11.39)	0:11.88 [5] (0:11.88)	0.5L	0:35.00	+1
4	14 BONNET ROUGE Adam Sewell	12	68.5 1000m	0:08.11 Overall	1:05.51 [4] (0:08.11)	0:57.40 [4] (0:10.76)	0:46.64 [2] (0:11.35)	0:35.29 [3] (0:11.60)	0:23.69 [2] (0:11.53)	0:12.16 [4] (0:12.16)	0.6L	0:35.29	+0
5	13 VOS SAVANT Jag Guthmann-Chester	8	68.1 1000m	0:08.42 Overall	1:05.52 [5] (0:08.42)	0:57.10 [6] (0:10.78)	0:46.32 [5] (0:11.20)	0:35.12 [5] (0:11.59)	0:23.53 [5] (0:11.30)	0:12.23 [2] (0:12.23)	0.7L	0:35.12	+0
6	20 GRANDEUR ROSE Minonette Kennedy	5	66.5 1000m	0:08.00 Overall	1:06.41 [6] (0:08.00)	0:58.41 [2] (0:10.93)	0:47.48 [3] (0:11.24)	0:36.24 [2] (0:11.74)	0:24.50 [4] (0:11.88)	0:12.62 [6] (0:12.62)	5.7L	0:36.24	-3

Scratched: Heyoka (#1), Imarichgirl (#2), Araminta (#3), Caxton Lass (#4), Firebolt (#7), Ready To Boom (#10), Teesandcees Apply (#12), Sunshine Highway (#15), Seiryu (#16), Tapis Magique (#18), Badda B

[] Ranking at each section and finish
 -:-:- No data available at this section
 NA No data available

SCN Saddle cloth number
 DNF Did not finish
 DNT Did not track



Horse/Jockey Name	Fly Fifer
Final Rank	1
Fastest Section Time (Section)	0:08.06 (Overall)
Top Speed [km/h] (Section)	66.8 (800m)
Race State	Finished



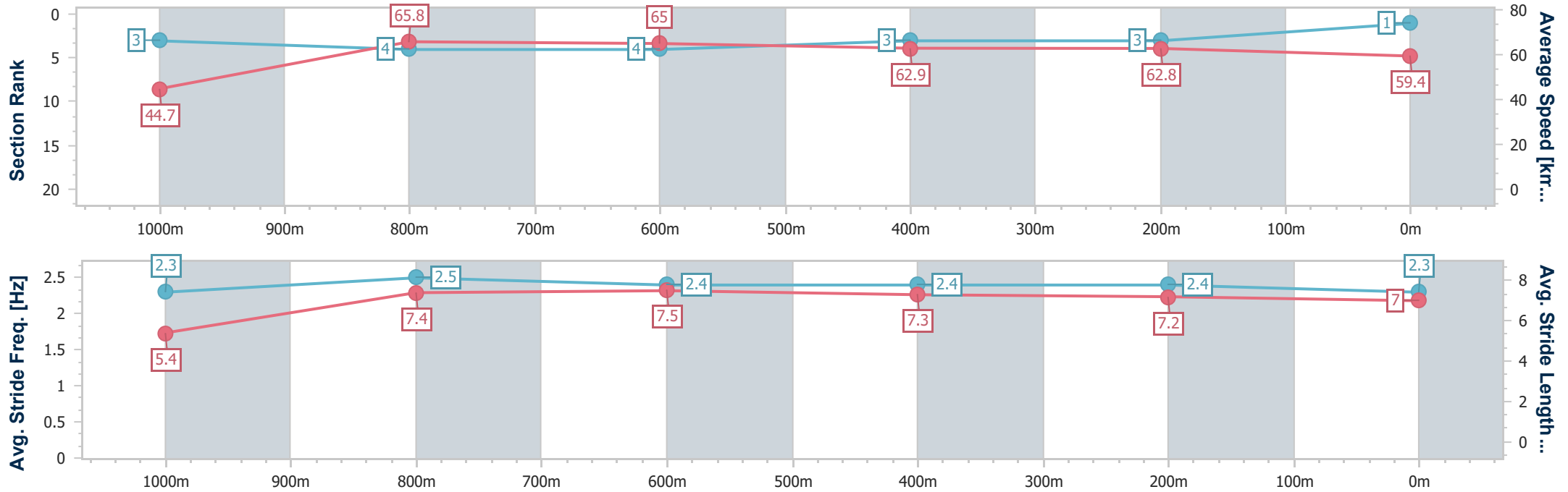
Sunshine Coast Poly Track QLD Professional
 Race 7: WIMMERS PREMIUM SOFT DRINKS Fillies & Mares
 BENCHMARK 60 Handicap - 1100m



12 January 2025 - 16:08

Track Rating: Synthetic, Weather: Overcast, Rail Position: True

Section	Overall	1000m	800m	600m	400m	200m
Section Times	1:05.40 [1] (0:08.06)	0:57.34 [3] (0:10.95)	0:46.39 [4] (0:11.25)	0:35.14 [4] (0:11.58)	0:23.56 [3] (0:11.48)	0:12.08 [3] (0:12.08)
Average Speed [km/h]	44.7	65.8	65.0	62.9	62.8	59.4
Top Speed [km/h]	63.0	66.7	66.8	65.0	64.0	62.6
Avg. Dist. to Rail [m]	0.8	1.6	2.3	1.4	3.7	4.7
Avg. Stride Freq. [Hz]	2.3	2.5	2.4	2.4	2.4	2.3
Avg. Stride Length [m]	5.4	7.4	7.5	7.3	7.2	7.0



- [] Ranking at each section and finish
- .-.- No data available at this section
- NA No data available



Horse/Jockey Name	Kwik Az Hell
Final Rank	2
Fastest Section Time (Section)	0:07.89 (Overall)
Top Speed [km/h] (Section)	67.6 (1000m)
Race State	Finished



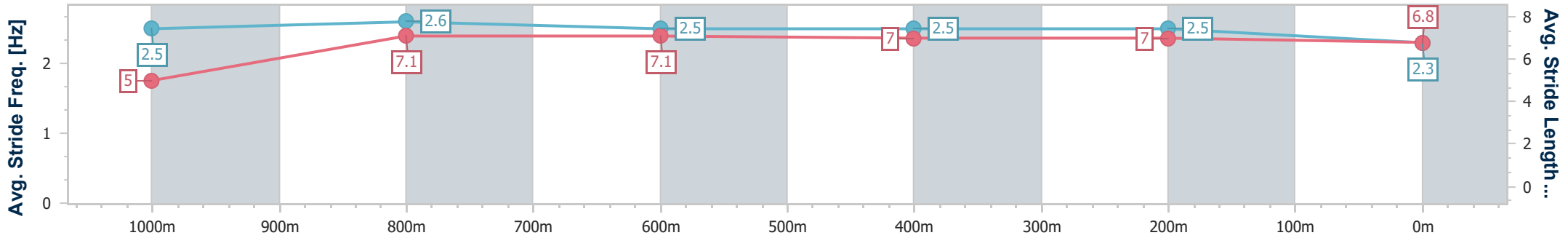
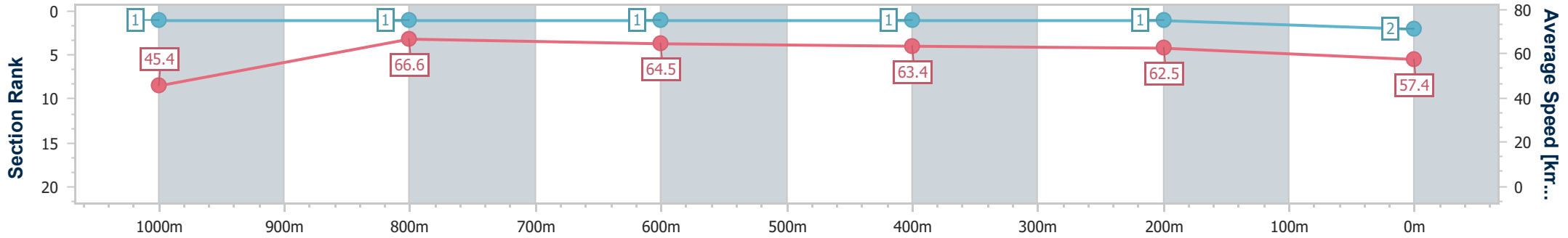
Sunshine Coast Poly Track QLD Professional
 Race 7: WIMMERS PREMIUM SOFT DRINKS Fillies & Mares
 BENCHMARK 60 Handicap - 1100m



12 January 2025 - 16:08

Track Rating: Synthetic, Weather: Overcast, Rail Position: True

Section	Overall	1000m	800m	600m	400m	200m
Section Times	1:05.47 [2] (0:07.89)	0:57.58 [1] (0:10.89)	0:46.69 [1] (0:11.13)	0:35.56 [1] (0:11.50)	0:24.06 [1] (0:11.54)	0:12.52 [1] (0:12.52)
Average Speed [km/h]	45.4	66.6	64.5	63.4	62.5	57.4
Top Speed [km/h]	63.7	67.6	67.3	64.0	63.2	60.1
Avg. Dist. to Rail [m]	5.6	1.9	0.4	1.6	1.3	1.8
Avg. Stride Freq. [Hz]	2.5	2.6	2.5	2.5	2.5	2.3
Avg. Stride Length [m]	5.0	7.1	7.1	7.0	7.0	6.8



- [] Ranking at each section and finish
- .-.- No data available at this section
- NA No data available



Horse/Jockey Name	Electric Arrow
Final Rank	3
Fastest Section Time (Section)	0:08.17 (Overall)
Top Speed [km/h] (Section)	68.1 (1000m)
Race State	Finished



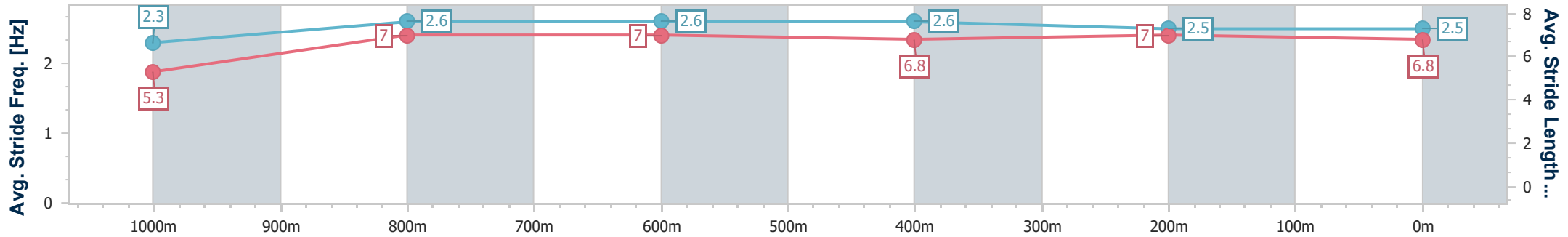
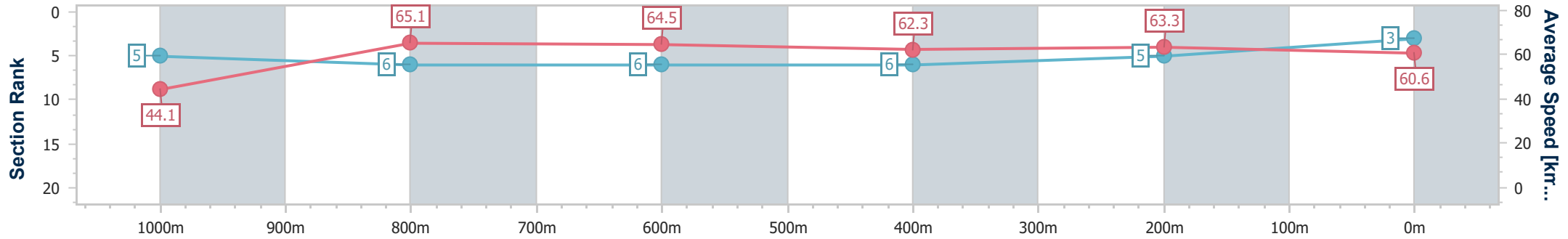
Sunshine Coast Poly Track QLD Professional
 Race 7: WIMMERS PREMIUM SOFT DRINKS Fillies & Mares
 BENCHMARK 60 Handicap - 1100m



12 January 2025 - 16:08

Track Rating: Synthetic, Weather: Overcast, Rail Position: True

Section	Overall	1000m	800m	600m	400m	200m
Section Times	1:05.51 [3] (0:08.17)	0:57.34 [5] (0:11.06)	0:46.28 [6] (0:11.28)	0:35.00 [6] (0:11.73)	0:23.27 [6] (0:11.39)	0:11.88 [5] (0:11.88)
Average Speed [km/h]	44.1	65.1	64.5	62.3	63.3	60.6
Top Speed [km/h]	60.6	68.1	66.8	64.2	64.0	62.0
Avg. Dist. to Rail [m]	4.2	3.0	1.3	2.8	5.1	8.6
Avg. Stride Freq. [Hz]	2.3	2.6	2.6	2.6	2.5	2.5
Avg. Stride Length [m]	5.3	7.0	7.0	6.8	7.0	6.8



- [] Ranking at each section and finish
- .-.- No data available at this section
- NA No data available



Horse/Jockey Name	Bonnet Rouge
Final Rank	4
Fastest Section Time (Section)	0:08.11 (Overall)
Top Speed [km/h] (Section)	68.5 (1000m)
Race State	Finished



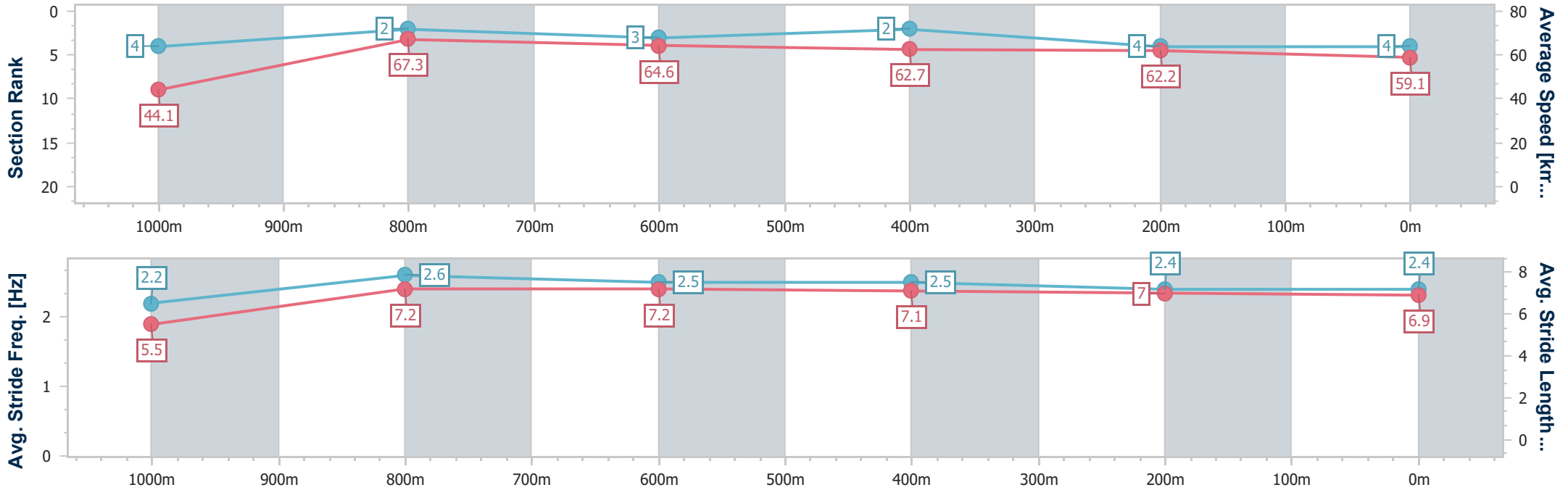
Sunshine Coast Poly Track QLD Professional
 Race 7: WIMMERS PREMIUM SOFT DRINKS Fillies & Mares
 BENCHMARK 60 Handicap - 1100m



12 January 2025 - 16:08

Track Rating: Synthetic, Weather: Overcast, Rail Position: True

Section	Overall	1000m	800m	600m	400m	200m
Section Times	1:05.51 [4] (0:08.11)	0:57.40 [4] (0:10.76)	0:46.64 [2] (0:11.35)	0:35.29 [3] (0:11.60)	0:23.69 [2] (0:11.53)	0:12.16 [4] (0:12.16)
Average Speed [km/h]	44.1	67.3	64.6	62.7	62.2	59.1
Top Speed [km/h]	63.6	68.5	66.6	64.1	63.2	61.7
Avg. Dist. to Rail [m]	3.1	3.1	2.7	1.4	2.5	3.4
Avg. Stride Freq. [Hz]	2.2	2.6	2.5	2.5	2.4	2.4
Avg. Stride Length [m]	5.5	7.2	7.2	7.1	7.0	6.9



- [] Ranking at each section and finish
- .-.- No data available at this section
- NA No data available



Horse/Jockey Name	Vos Savant
Final Rank	5
Fastest Section Time (Section)	0:08.42 (Overall)
Top Speed [km/h] (Section)	68.1 (1000m)
Race State	Finished



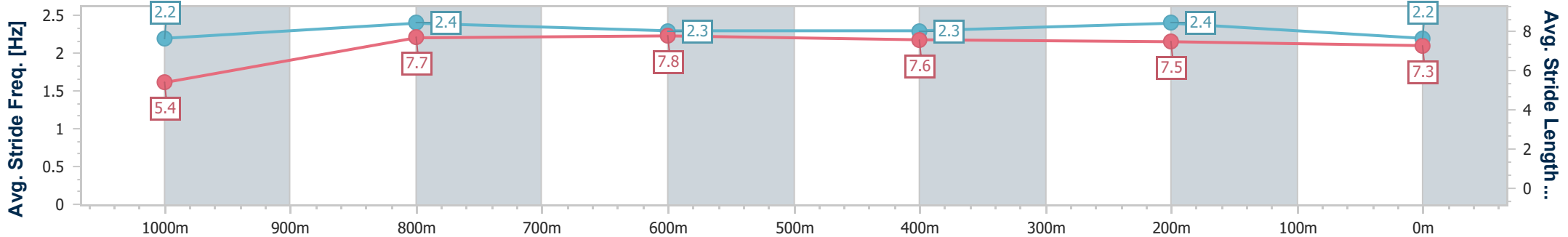
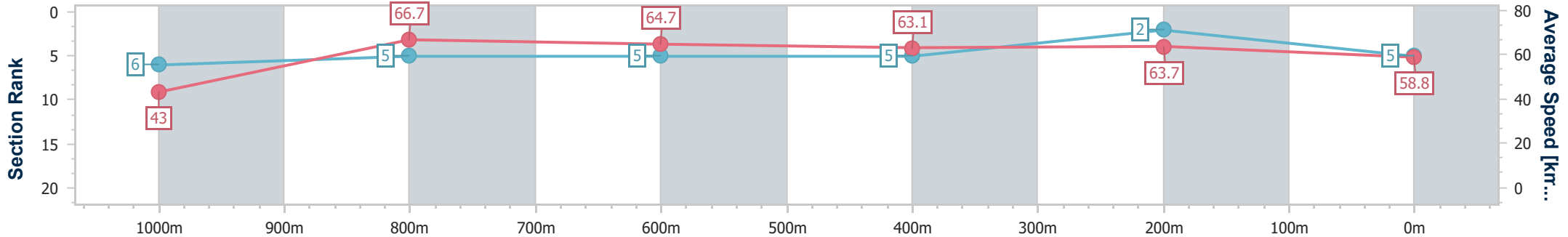
Sunshine Coast Poly Track QLD Professional
 Race 7: WIMMERS PREMIUM SOFT DRINKS Fillies & Mares
 BENCHMARK 60 Handicap - 1100m



12 January 2025 - 16:08

Track Rating: Synthetic, Weather: Overcast, Rail Position: True

Section	Overall	1000m	800m	600m	400m	200m
Section Times	1:05.52 [5] (0:08.42)	0:57.10 [6] (0:10.78)	0:46.32 [5] (0:11.20)	0:35.12 [5] (0:11.59)	0:23.53 [5] (0:11.30)	0:12.23 [2] (0:12.23)
Average Speed [km/h]	43.0	66.7	64.7	63.1	63.7	58.8
Top Speed [km/h]	62.7	68.1	66.4	63.9	64.5	61.8
Avg. Dist. to Rail [m]	2.6	1.3	0.8	2.5	5.3	5.8
Avg. Stride Freq. [Hz]	2.2	2.4	2.3	2.3	2.4	2.2
Avg. Stride Length [m]	5.4	7.7	7.8	7.6	7.5	7.3



- [] Ranking at each section and finish
- .-.- No data available at this section
- NA No data available



Horse/Jockey Name	Grandeur Rose
Final Rank	6
Fastest Section Time (Section)	0:08.00 (Overall)
Top Speed [km/h] (Section)	66.5 (1000m)
Race State	Finished



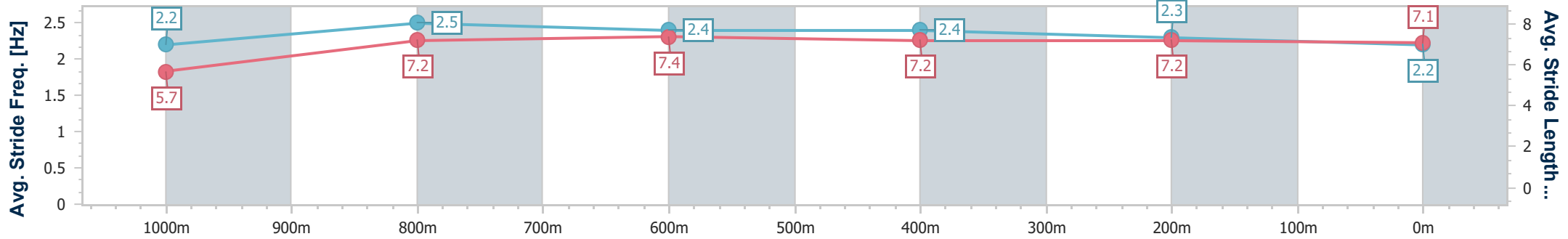
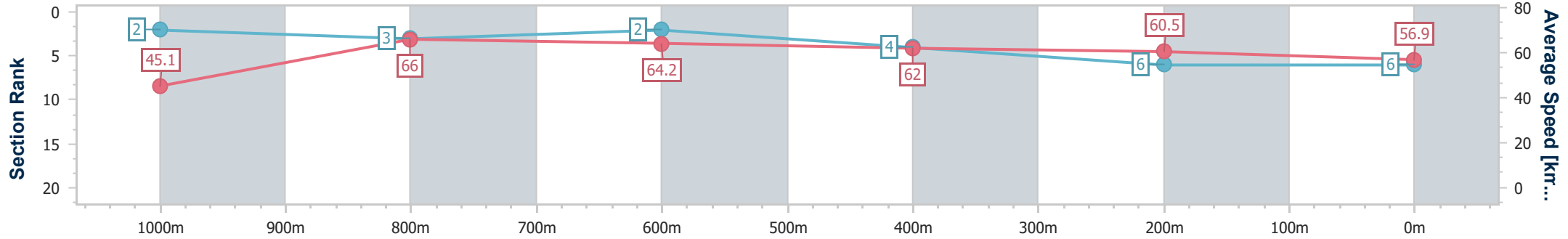
Sunshine Coast Poly Track QLD Professional
 Race 7: WIMMERS PREMIUM SOFT DRINKS Fillies & Mares
 BENCHMARK 60 Handicap - 1100m



12 January 2025 - 16:08

Track Rating: Synthetic, Weather: Overcast, Rail Position: True

Section	Overall	1000m	800m	600m	400m	200m
Section Times	1:06.41 [6] (0:08.00)	0:58.41 [2] (0:10.93)	0:47.48 [3] (0:11.24)	0:36.24 [2] (0:11.74)	0:24.50 [4] (0:11.88)	0:12.62 [6] (0:12.62)
Average Speed [km/h]	45.1	66.0	64.2	62.0	60.5	56.9
Top Speed [km/h]	62.7	66.5	65.9	62.9	61.7	58.7
Avg. Dist. to Rail [m]	0.3	0.7	0.9	1.6	1.3	2.6
Avg. Stride Freq. [Hz]	2.2	2.5	2.4	2.4	2.3	2.2
Avg. Stride Length [m]	5.7	7.2	7.4	7.2	7.2	7.1



- [] Ranking at each section and finish
- .-.- No data available at this section
- NA No data available