



Sunshine Coast Poly Track QLD Professional
Race 8: TAB Colts, Geldings & Entires BENCHMARK 60 Handicap - 1100m
12 January 2025 - 16:45



Track Rating: Synthetic, Weather: Overcast, Rail Position: True

Section		Overall	1000m	800m	600m	400m	200m	Last 600m					
Field Times		1:04.98 (0:08.20)	0:56.78 (0:11.48)	0:45.30 (0:11.19)	0:34.11 (0:11.14)	0:22.97 (0:11.08)	0:11.89 (0:11.89)	0:34.11					
Rank	TAB Horse/Jockey	Barrier	Top Speed [km/h]	Fastest Section	Margin						Distance Travelled [m]		
1	8 MIO SORRENTO Heidi Gillie	18	66.6 400m	0:08.20 Overall	1:04.98 [1] (0:08.20)	0:56.78 [1] (0:11.48)	0:45.30 [1] (0:11.19)	0:34.11 [1] (0:11.14)	0:22.97 [1] (0:11.08)	0:11.89 [1] (0:11.89)	1:04.98	0:34.11	
2	6 CRESSBROOK Jace McMurray	1	65.9 600m	0:08.36 Overall	1:05.11 [2] (0:08.36)	0:56.75 [3] (0:11.59)	0:45.16 [3] (0:11.36)	0:33.80 [3] (0:11.09)	0:22.71 [2] (0:11.14)	0:11.57 [2] (0:11.57)	0.5L	0:33.80	-1
3	18 ITALIAN DANCER Kyle Wilson-Taylor	13	66.6 600m	0:08.24 Overall	1:05.14 [3] (0:08.24)	0:56.90 [2] (0:11.62)	0:45.28 [2] (0:11.36)	0:33.92 [2] (0:11.23)	0:22.69 [3] (0:11.11)	0:11.58 [3] (0:11.58)	0.7L	0:33.92	+6

Scratched: Most Dazzling (#1), Billy's Bro (#4), Express Payment (#7), Desert Koby (#9), Fenton (#11), Hamilton Brown (#13), Borrelli (#14), Princeton Award (#15), King Charles (#20), Inlanda (#21), Fighting I

[] Ranking at each section and finish
 -:-:-:- No data available at this section
 NA No data available

SCN Saddle cloth number
 DNF Did not finish
 DNT Did not track



Horse/Jockey Name	Mio Sorrento
Final Rank	1
Fastest Section Time (Section)	0:08.20 (Overall)
Top Speed [km/h] (Section)	66.6 (400m)
Race State	Finished



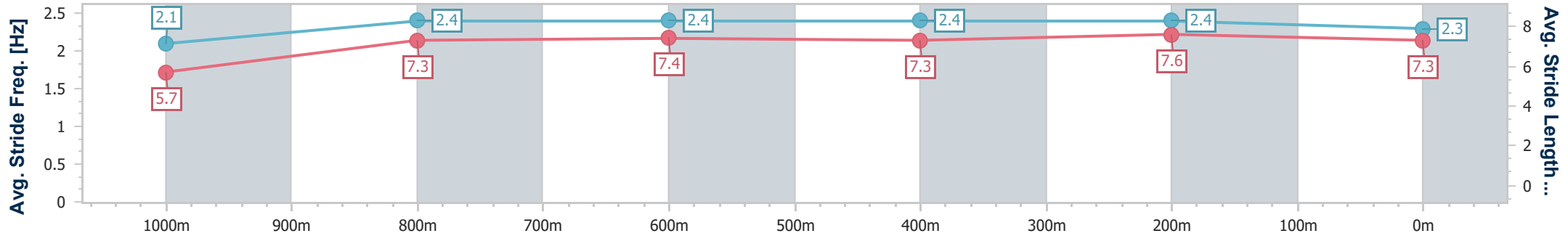
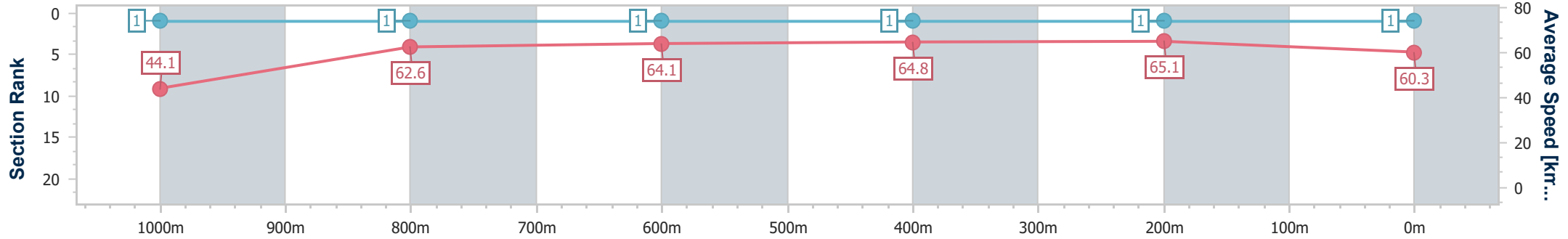
Sunshine Coast Poly Track QLD Professional
Race 8: TAB Colts, Geldings & Entires BENCHMARK 60
Handicap - 1100m



12 January 2025 - 16:45

Track Rating: Synthetic, Weather: Overcast, Rail Position: True

Section	Overall	1000m	800m	600m	400m	200m
Section Times	1:04.98 [1] (0:08.20)	0:56.78 [1] (0:11.48)	0:45.30 [1] (0:11.19)	0:34.11 [1] (0:11.14)	0:22.97 [1] (0:11.08)	0:11.89 [1] (0:11.89)
Average Speed [km/h]	44.1	62.6	64.1	64.8	65.1	60.3
Top Speed [km/h]	61.9	64.4	65.8	66.1	66.6	63.2
Avg. Dist. to Rail [m]	2.5	0.6	0.6	0.4	0.5	0.4
Avg. Stride Freq. [Hz]	2.1	2.4	2.4	2.4	2.4	2.3
Avg. Stride Length [m]	5.7	7.3	7.4	7.3	7.6	7.3



- [] Ranking at each section and finish
- .-.- No data available at this section
- NA No data available



Horse/Jockey Name	Cressbrook
Final Rank	2
Fastest Section Time (Section)	0:08.36 (Overall)
Top Speed [km/h] (Section)	65.9 (600m)
Race State	Finished



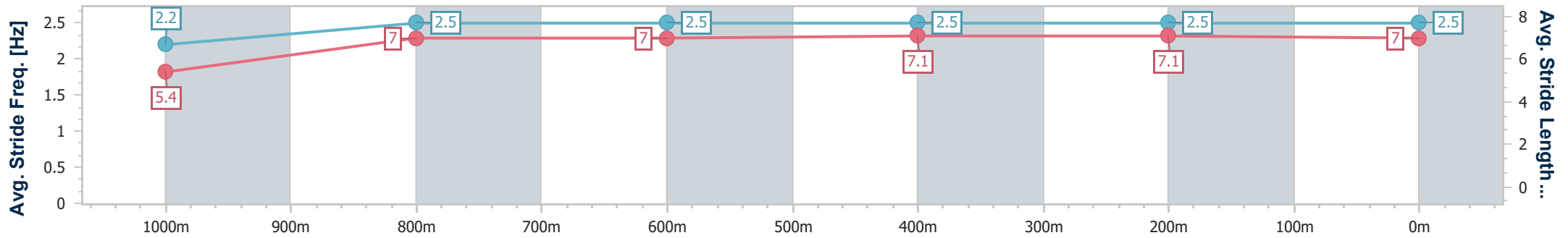
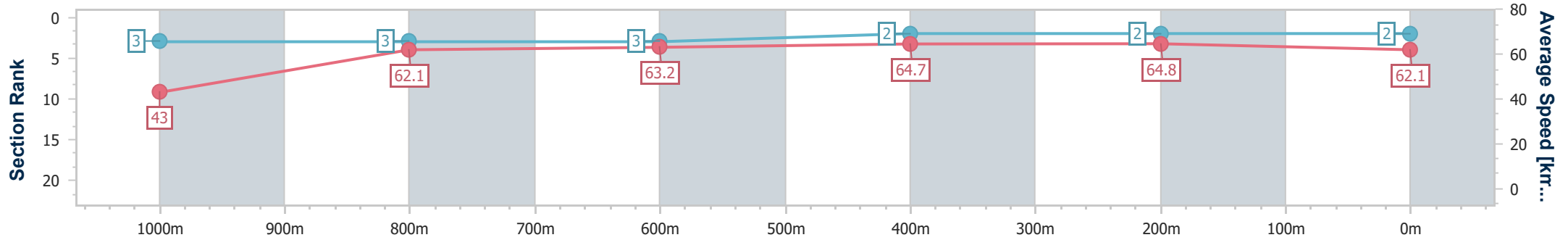
Sunshine Coast Poly Track QLD Professional
Race 8: TAB Colts, Geldings & Entires BENCHMARK 60
Handicap - 1100m



12 January 2025 - 16:45

Track Rating: Synthetic, Weather: Overcast, Rail Position: True

Section	Overall	1000m	800m	600m	400m	200m
Section Times	1:05.11 [2] (0:08.36)	0:56.75 [3] (0:11.59)	0:45.16 [3] (0:11.36)	0:33.80 [3] (0:11.09)	0:22.71 [2] (0:11.14)	0:11.57 [2] (0:11.57)
Average Speed [km/h]	43.0	62.1	63.2	64.7	64.8	62.1
Top Speed [km/h]	59.4	63.9	65.4	65.9	65.8	64.1
Avg. Dist. to Rail [m]	1.1	0.7	0.7	0.4	2.0	3.3
Avg. Stride Freq. [Hz]	2.2	2.5	2.5	2.5	2.5	2.5
Avg. Stride Length [m]	5.4	7.0	7.0	7.1	7.1	7.0



- [] Ranking at each section and finish
- .-.- No data available at this section
- NA No data available



Horse/Jockey Name	Italian Dancer
Final Rank	3
Fastest Section Time (Section)	0:08.24 (Overall)
Top Speed [km/h] (Section)	66.6 (600m)
Race State	Finished



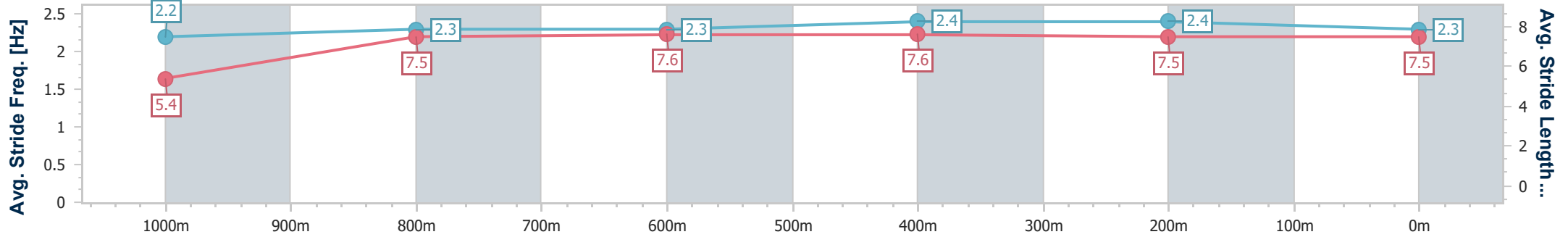
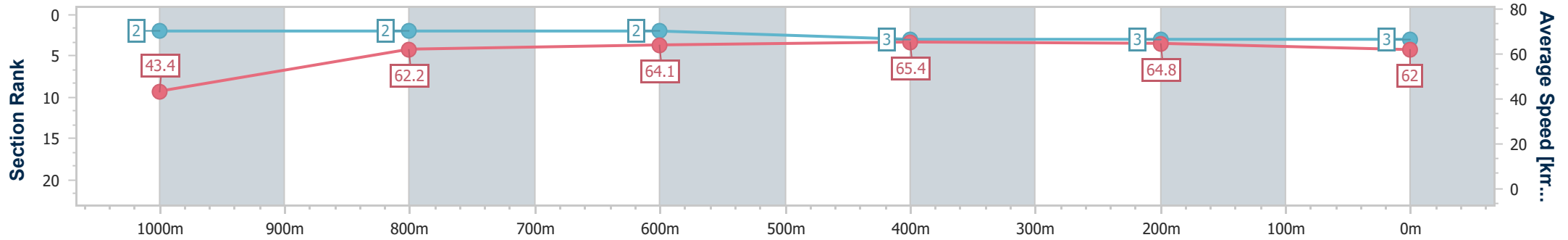
Sunshine Coast Poly Track QLD Professional
Race 8: TAB Colts, Geldings & Entires BENCHMARK 60
Handicap - 1100m



12 January 2025 - 16:45

Track Rating: Synthetic, Weather: Overcast, Rail Position: True

Section	Overall	1000m	800m	600m	400m	200m
Section Times	1:05.14 [3] (0:08.24)	0:56.90 [2] (0:11.62)	0:45.28 [2] (0:11.36)	0:33.92 [2] (0:11.23)	0:22.69 [3] (0:11.11)	0:11.58 [3] (0:11.58)
Average Speed [km/h]	43.4	62.2	64.1	65.4	64.8	62.0
Top Speed [km/h]	59.2	64.3	65.9	66.6	65.8	63.7
Avg. Dist. to Rail [m]	1.7	0.6	1.5	3.3	6.1	6.2
Avg. Stride Freq. [Hz]	2.2	2.3	2.3	2.4	2.4	2.3
Avg. Stride Length [m]	5.4	7.5	7.6	7.6	7.5	7.5



- [] Ranking at each section and finish
- .-.- No data available at this section
- NA No data available