

Track Rating: Good 4, Weather: Fine, Rail Position: +6m Entire

Section		Overall	2000m	1800m	1600m	1400m	1200m	1000m	Last 600m				
Field Times		2:16.35 (0:13.87)	2:02.48 (0:11.64)	1:50.84 (0:11.79)	1:39.05 (0:12.60)	1:26.45 (0:12.26)	1:14.19 (0:12.48)	1:01.71 (0:13.00)	0:36.41				
Rank	TAB Horse/Jockey	Barrier	Top Speed [km/h]	Fastest Section									Distance Travelled [m]
1	6 LOVE 'N' GAMES Bailey Wheeler	7	62.3 2000m	0:11.64 2000m	2:16.35 [1] (0:13.87)	2:02.48 [1] (0:11.64)	1:50.84 [1] (0:11.79)	1:39.05 [1] (0:12.60)	1:26.45 [1] (0:12.26)	1:14.19 [1] (0:12.48)	1:01.71 [1] (0:13.00)	0:36.41	
2	4 CAPTAIN GOOD VIBES Dan McGillivray	6	61.6 2000m	0:11.78 2000m	2:16.46 [2] (0:13.89)	2:02.57 [2] (0:11.78)	1:50.79 [2] (0:12.25)	1:38.54 [3] (0:12.65)	1:25.89 [3] (0:12.48)	1:13.41 [4] (0:12.38)	1:01.03 [4] (0:12.51)	0:36.23	+6
3	1 BLOOD RED Georgina Cartwright	3	62.1 2000m	0:11.63 2000m	2:16.62 [3] (0:14.28)	2:02.34 [6] (0:11.63)	1:50.71 [4] (0:12.27)	1:38.44 [4] (0:12.48)	1:25.96 [4] (0:12.38)	1:13.58 [3] (0:12.28)	1:01.30 [3] (0:12.52)	0:36.66	+3
4	7 CAESAR CAKE Jake Bayliss	1	62.8 Overall	0:11.70 2000m	2:16.65 [4] (0:13.98)	2:02.67 [3] (0:11.70)	1:50.97 [3] (0:12.21)	1:38.76 [2] (0:12.54)	1:26.22 [2] (0:12.42)	1:13.80 [2] (0:12.31)	1:01.49 [2] (0:12.53)	0:36.70	+5
5	2 BRIEF SPIRIT Tahlia Fenlon	5	61.3 600m	0:12.03 200m	2:16.66 [5] (0:14.22)	2:02.44 [5] (0:12.10)	1:50.34 [6] (0:12.32)	1:38.02 [6] (0:12.62)	1:25.40 [6] (0:12.33)	1:13.07 [7] (0:12.29)	1:00.78 [7] (0:12.10)	0:36.28	+8
6	8 CUT DIAMONDS Luke Tarrant	4	61.4 Overall	0:12.03 2000m	2:16.92 [6] (0:14.52)	2:02.40 [7] (0:12.03)	1:50.37 [7] (0:12.11)	1:38.26 [7] (0:12.61)	1:25.65 [7] (0:12.12)	1:13.53 [6] (0:12.32)	1:01.21 [6] (0:12.57)	0:36.50	+3
7	3 CITY OF TROY Jackson Murphy	2	60.5 2000m	0:11.97 2000m	2:22.12 [7] (0:14.06)	2:08.06 [4] (0:11.97)	1:56.09 [5] (0:12.33)	1:43.76 [5] (0:12.58)	1:31.18 [5] (0:12.34)	1:18.84 [5] (0:12.39)	1:06.45 [5] (0:12.53)	0:41.43	+8

Scratched: Jamcart (#5)

Track Rating: Good 4, Weather: Fine, Rail Position: +6m Entire

Section						800m	600m	400m	200m	Last 600m	
Field Times						0:48.71 (0:12.30)	0:36.41 (0:12.13)	0:24.28 (0:12.00)	0:12.28 (0:12.28)	0:36.41	
Rank	TAB Horse/Jockey	Barrier	Top Speed [km/h]	Fastest Section					Margin	Distance Travelled [m]	
1	6 LOVE 'N' GAMES Bailey Wheeler	7	62.3 2000m	0:11.64 2000m	0:48.71 [1] (0:12.30)	0:36.41 [1] (0:12.13)	0:24.28 [1] (0:12.00)	0:12.28 [1] (0:12.28)	2:16.35	0:36.41	
2	4 CAPTAIN GOOD VIBES Dan McGillivray	6	61.6 2000m	0:11.78 2000m	0:48.52 [4] (0:12.29)	0:36.23 [4] (0:12.06)	0:24.17 [4] (0:11.98)	0:12.19 [2] (0:12.19)	0.6L	0:36.23 +6	
3	1 BLOOD RED Georgina Cartwright	3	62.1 2000m	0:11.63 2000m	0:48.78 [3] (0:12.12)	0:36.66 [3] (0:12.23)	0:24.43 [3] (0:12.13)	0:12.30 [4] (0:12.30)	1.58L	0:36.66 +3	
4	7 CAESAR CAKE Jake Bayliss	1	62.8 Overall	0:11.70 2000m	0:48.96 [2] (0:12.26)	0:36.70 [2] (0:12.14)	0:24.56 [2] (0:12.19)	0:12.37 [3] (0:12.37)	1.75L	0:36.70 +5	
5	2 BRIEF SPIRIT Tahlia Fenlon	5	61.3 600m	0:12.03 200m	0:48.68 [5] (0:12.40)	0:36.28 [5] (0:12.14)	0:24.14 [5] (0:12.11)	0:12.03 [5] (0:12.03)	1.83L	0:36.28 +8	
6	8 CUT DIAMONDS Luke Tarrant	4	61.4 Overall	0:12.03 2000m	0:48.64 [7] (0:12.14)	0:36.50 [6] (0:12.22)	0:24.28 [6] (0:12.06)	0:12.22 [6] (0:12.22)	3.33L	0:36.50 +3	
7	3 CITY OF TROY Jackson Murphy	2	60.5 2000m	0:11.97 2000m	0:53.92 [6] (0:12.49)	0:41.43 [7] (0:12.38)	0:29.05 [7] (0:13.12)	0:15.93 [7] (0:15.93)	33.93L	0:41.43 +8	

Scratched: Jamcart (#5)



Horse/Jockey Name	Love 'N' Games
Final Rank	1
Fastest Section Time (Section)	0:11.64 (2000m)
Top Speed [km/h] (Section)	62.3 (2000m)
Race State	Finished



### Ipswich QLD Professional

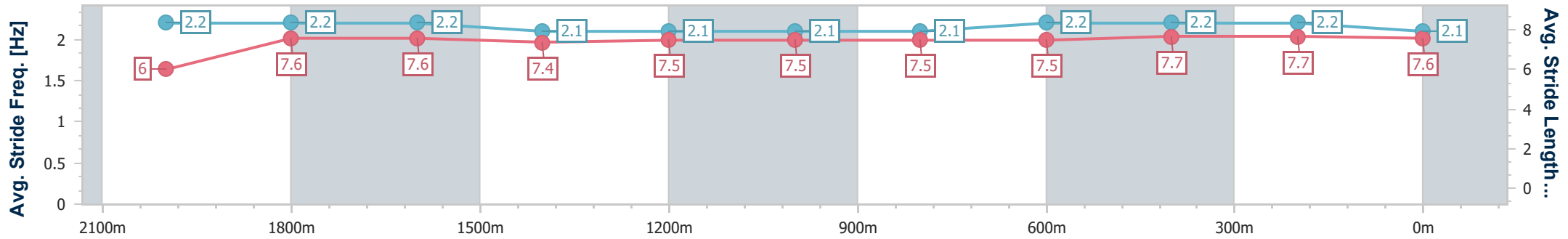
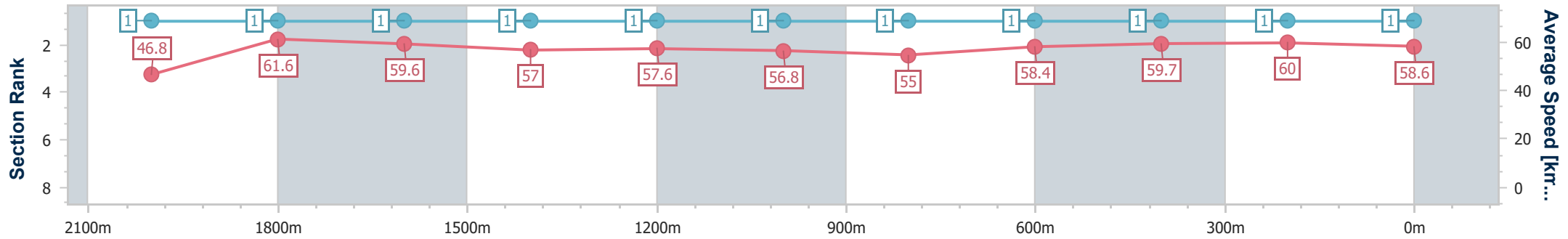
Race 1: TAB Maiden Plate - 2180m

15 January 2025 - 13:03



Track Rating: Good 4, Weather: Fine, Rail Position: +6m Entire

Section	Overall	2000m	1800m	1600m	1400m	1200m	1000m	800m	600m	400m	200m
Section Times	2:16.35 [1] (0:13.87)	2:02.48 [1] (0:11.64)	1:50.84 [1] (0:11.79)	1:39.05 [1] (0:12.60)	1:26.45 [1] (0:12.26)	1:14.19 [1] (0:12.48)	1:01.71 [1] (0:13.00)	0:48.71 [1] (0:12.30)	0:36.41 [1] (0:12.13)	0:24.28 [1] (0:12.00)	0:12.28 [1] (0:12.28)
Average Speed [km/h]	46.8	61.6	59.6	57.0	57.6	56.8	55.0	58.4	59.7	60.0	58.6
Top Speed [km/h]	61.8	62.3	61.0	57.3	58.7	57.7	56.0	60.1	60.4	61.1	59.9
Avg. Dist. to Rail [m]	7.1	2.3	2.9	4.1	4.0	4.0	3.0	0.7	0.9	0.2	0.5
Avg. Stride Freq. [Hz]	2.2	2.2	2.2	2.1	2.1	2.1	2.1	2.2	2.2	2.2	2.1
Avg. Stride Length [m]	6.0	7.6	7.6	7.4	7.5	7.5	7.5	7.5	7.7	7.7	7.6



- [ ] Ranking at each section and finish
- .-.- No data available at this section
- NA No data available



Horse/Jockey Name	Captain Good Vibes
Final Rank	2
Fastest Section Time (Section)	0:11.78 (2000m)
Top Speed [km/h] (Section)	61.6 (2000m)
Race State	Finished



### Ipswich QLD Professional

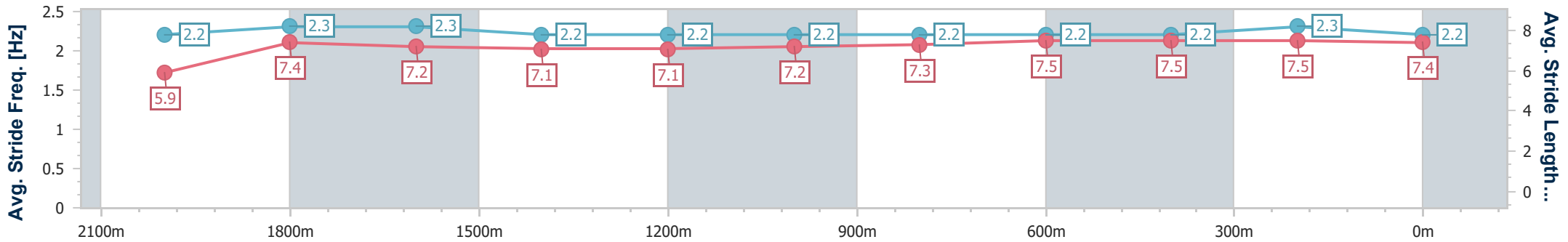
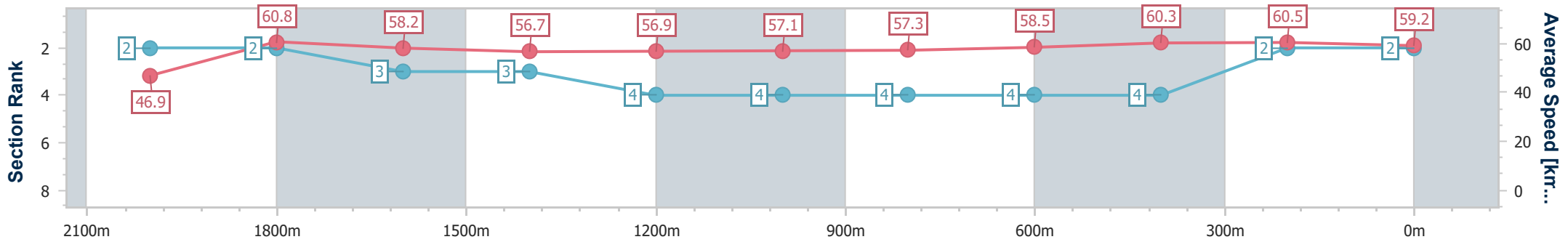
Race 1: TAB Maiden Plate - 2180m

15 January 2025 - 13:03



Track Rating: Good 4, Weather: Fine, Rail Position: +6m Entire

Section	Overall	2000m	1800m	1600m	1400m	1200m	1000m	800m	600m	400m	200m
Section Times	2:16.46 [2] (0:13.89)	2:02.57 [2] (0:11.78)	1:50.79 [2] (0:12.25)	1:38.54 [3] (0:12.65)	1:25.89 [3] (0:12.48)	1:13.41 [4] (0:12.38)	1:01.03 [4] (0:12.51)	0:48.52 [4] (0:12.29)	0:36.23 [4] (0:12.06)	0:24.17 [4] (0:11.98)	0:12.19 [2] (0:12.19)
Average Speed [km/h]	46.9	60.8	58.2	56.7	56.9	57.1	57.3	58.5	60.3	60.5	59.2
Top Speed [km/h]	61.6	61.6	59.6	57.5	57.8	58.1	58.0	60.3	60.8	61.0	60.5
Avg. Dist. to Rail [m]	5.0	0.6	1.6	2.2	3.0	4.1	2.5	0.7	1.9	2.1	2.6
Avg. Stride Freq. [Hz]	2.2	2.3	2.3	2.2	2.2	2.2	2.2	2.2	2.2	2.3	2.2
Avg. Stride Length [m]	5.9	7.4	7.2	7.1	7.1	7.2	7.3	7.5	7.5	7.5	7.4



- [ ] Ranking at each section and finish
- .-.- No data available at this section
- NA No data available



Horse/Jockey Name	Blood Red
Final Rank	3
Fastest Section Time (Section)	0:11.63 (2000m)
Top Speed [km/h] (Section)	62.1 (2000m)
Race State	Finished



### Ipswich QLD Professional

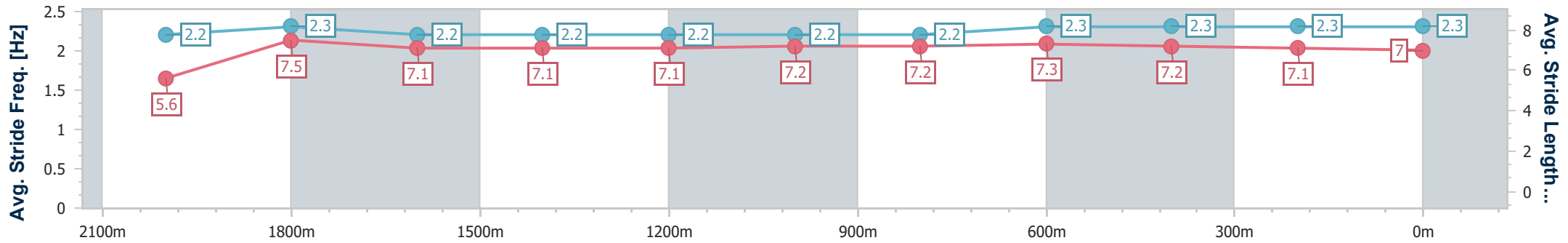
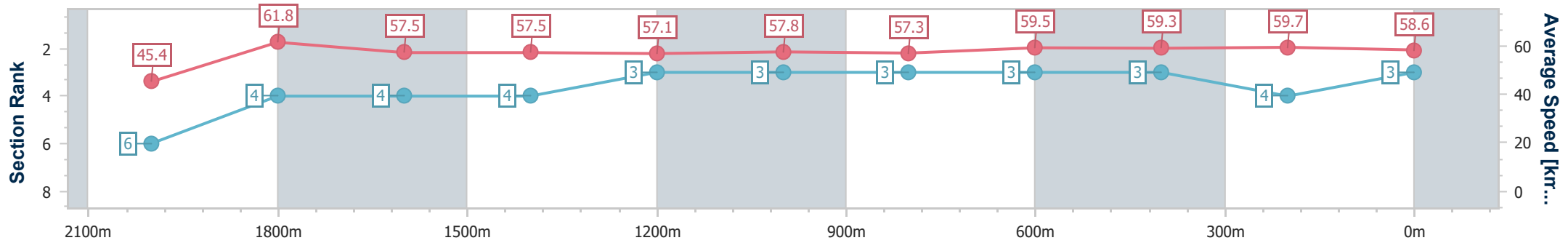
Race 1: TAB Maiden Plate - 2180m

15 January 2025 - 13:03



Track Rating: Good 4, Weather: Fine, Rail Position: +6m Entire

Section	Overall	2000m	1800m	1600m	1400m	1200m	1000m	800m	600m	400m	200m
Section Times	2:16.62 [3] (0:14.28)	2:02.34 [6] (0:11.63)	1:50.71 [4] (0:12.27)	1:38.44 [4] (0:12.48)	1:25.96 [4] (0:12.38)	1:13.58 [3] (0:12.28)	1:01.30 [3] (0:12.52)	0:48.78 [3] (0:12.12)	0:36.66 [3] (0:12.23)	0:24.43 [3] (0:12.13)	0:12.30 [4] (0:12.30)
Average Speed [km/h]	45.4	61.8	57.5	57.5	57.1	57.8	57.3	59.5	59.3	59.7	58.6
Top Speed [km/h]	61.9	62.1	60.5	58.4	57.6	58.3	58.0	60.6	59.9	60.3	60.5
Avg. Dist. to Rail [m]	3.1	0.9	2.4	3.6	3.9	3.3	1.9	0.9	2.0	1.0	1.7
Avg. Stride Freq. [Hz]	2.2	2.3	2.2	2.2	2.2	2.2	2.2	2.3	2.3	2.3	2.3
Avg. Stride Length [m]	5.6	7.5	7.1	7.1	7.1	7.2	7.2	7.3	7.2	7.1	7.0



- [ ] Ranking at each section and finish
- .-.- No data available at this section
- NA No data available



Horse/Jockey Name	Caesar Cake
Final Rank	4
Fastest Section Time (Section)	0:11.70 (2000m)
Top Speed [km/h] (Section)	62.8 (Overall)
Race State	Finished



### Ipswich QLD Professional

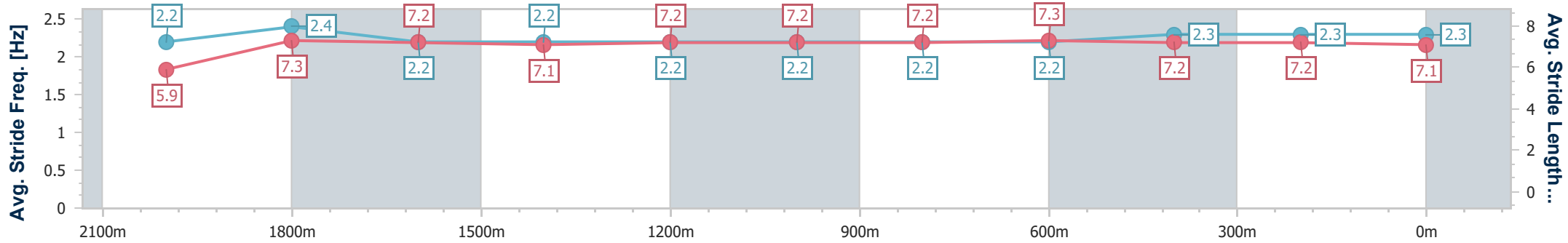
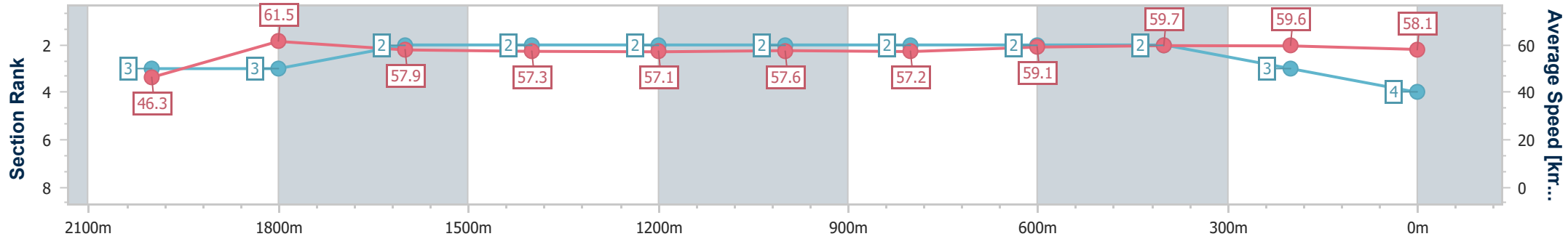
Race 1: TAB Maiden Plate - 2180m

15 January 2025 - 13:03



Track Rating: Good 4, Weather: Fine, Rail Position: +6m Entire

Section	Overall	2000m	1800m	1600m	1400m	1200m	1000m	800m	600m	400m	200m
Section Times	2:16.65 [4] (0:13.98)	2:02.67 [3] (0:11.70)	1:50.97 [3] (0:12.21)	1:38.76 [2] (0:12.54)	1:26.22 [2] (0:12.42)	1:13.80 [2] (0:12.31)	1:01.49 [2] (0:12.53)	0:48.96 [2] (0:12.26)	0:36.70 [2] (0:12.14)	0:24.56 [2] (0:12.19)	0:12.37 [3] (0:12.37)
Average Speed [km/h]	46.3	61.5	57.9	57.3	57.1	57.6	57.2	59.1	59.7	59.6	58.1
Top Speed [km/h]	62.8	62.8	59.6	57.8	57.8	58.1	58.2	59.9	60.6	60.6	59.5
Avg. Dist. to Rail [m]	1.7	0.9	2.2	3.2	3.3	3.2	2.1	1.1	2.2	1.8	2.1
Avg. Stride Freq. [Hz]	2.2	2.4	2.2	2.2	2.2	2.2	2.2	2.2	2.3	2.3	2.3
Avg. Stride Length [m]	5.9	7.3	7.2	7.1	7.2	7.2	7.2	7.3	7.2	7.2	7.1



- [ ] Ranking at each section and finish
- .-.- No data available at this section
- NA No data available



Horse/Jockey Name	Brief Spirit
Final Rank	5
Fastest Section Time (Section)	0:12.03 (200m)
Top Speed [km/h] (Section)	61.3 (600m)
Race State	Finished



### Ipswich QLD Professional

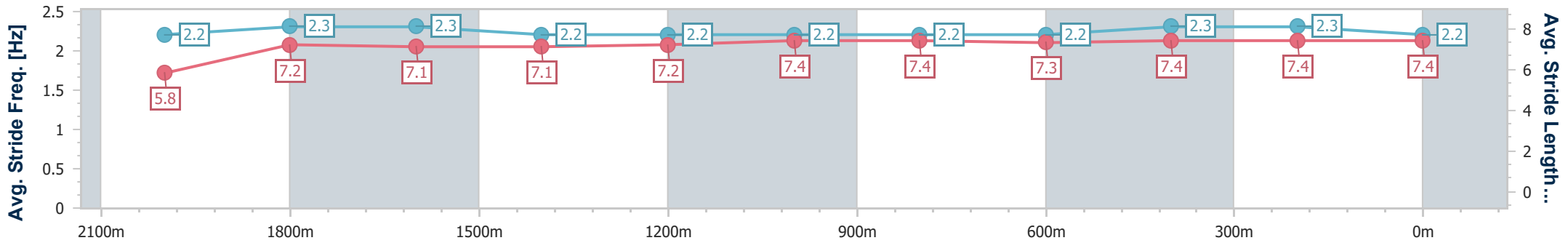
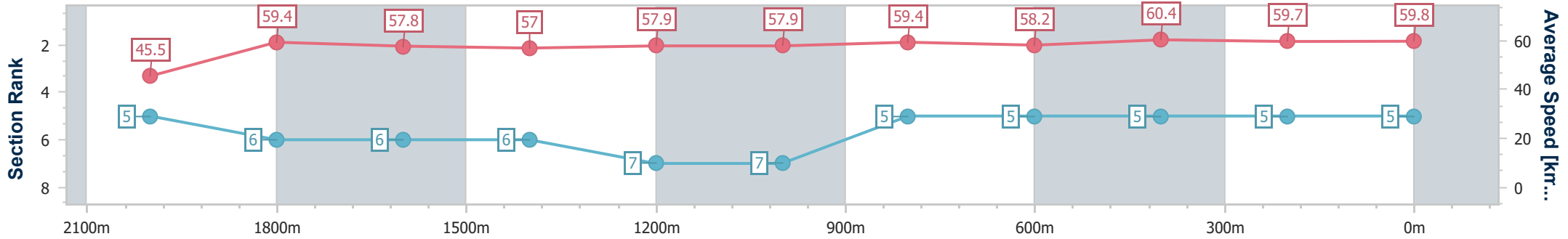
Race 1: TAB Maiden Plate - 2180m

15 January 2025 - 13:03



Track Rating: Good 4, Weather: Fine, Rail Position: +6m Entire

Section	Overall	2000m	1800m	1600m	1400m	1200m	1000m	800m	600m	400m	200m
Section Times	2:16.66 [5] (0:14.22)	2:02.44 [5] (0:12.10)	1:50.34 [6] (0:12.32)	1:38.02 [6] (0:12.62)	1:25.40 [6] (0:12.33)	1:13.07 [7] (0:12.29)	1:00.78 [7] (0:12.10)	0:48.68 [5] (0:12.40)	0:36.28 [5] (0:12.14)	0:24.14 [5] (0:12.11)	0:12.03 [5] (0:12.03)
Average Speed [km/h]	45.5	59.4	57.8	57.0	57.9	57.9	59.4	58.2	60.4	59.7	59.8
Top Speed [km/h]	60.6	60.3	59.5	58.2	59.3	59.3	60.3	60.3	61.3	61.2	61.2
Avg. Dist. to Rail [m]	3.6	0.2	1.4	2.1	2.3	2.5	1.2	1.2	3.3	1.6	3.8
Avg. Stride Freq. [Hz]	2.2	2.3	2.3	2.2	2.2	2.2	2.2	2.2	2.3	2.3	2.2
Avg. Stride Length [m]	5.8	7.2	7.1	7.1	7.2	7.4	7.4	7.3	7.4	7.4	7.4



- [ ] Ranking at each section and finish
- .-.- No data available at this section
- NA No data available



Horse/Jockey Name	Cut Diamonds
Final Rank	6
Fastest Section Time (Section)	0:12.03 (2000m)
Top Speed [km/h] (Section)	61.4 (Overall)
Race State	Finished



### Ipswich QLD Professional

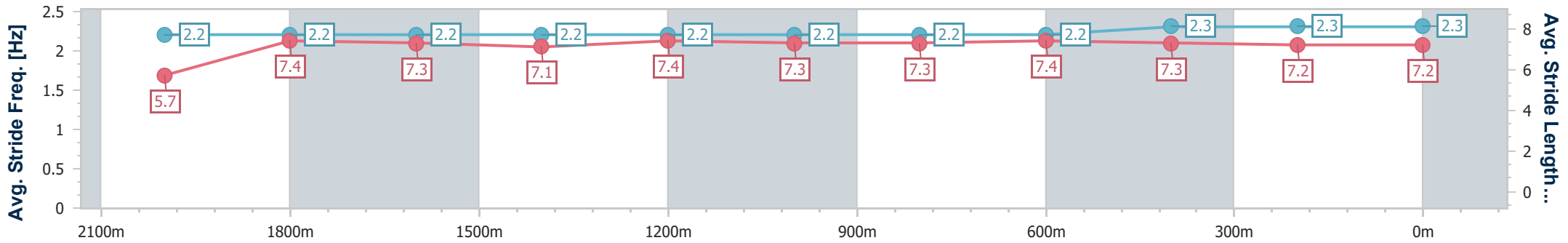
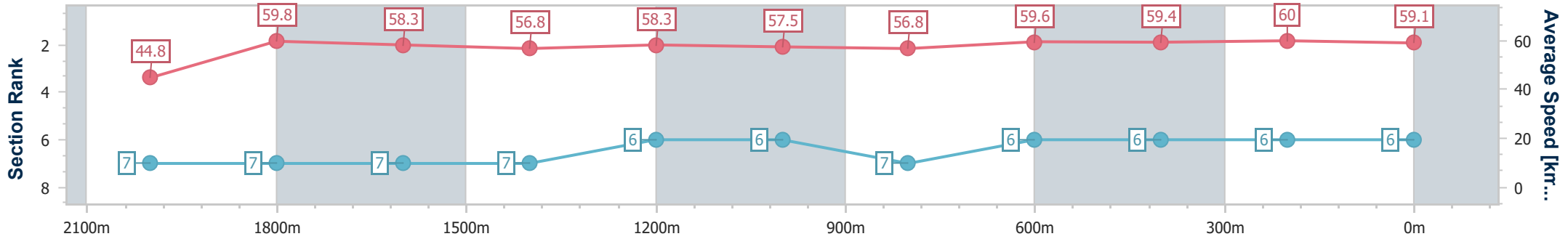
Race 1: TAB Maiden Plate - 2180m

15 January 2025 - 13:03



Track Rating: Good 4, Weather: Fine, Rail Position: +6m Entire

Section	Overall	2000m	1800m	1600m	1400m	1200m	1000m	800m	600m	400m	200m
Section Times	2:16.92 [6] (0:14.52)	2:02.40 [7] (0:12.03)	1:50.37 [7] (0:12.11)	1:38.26 [7] (0:12.61)	1:25.65 [7] (0:12.12)	1:13.53 [6] (0:12.32)	1:01.21 [6] (0:12.57)	0:48.64 [7] (0:12.14)	0:36.50 [6] (0:12.22)	0:24.28 [6] (0:12.06)	0:12.22 [6] (0:12.22)
Average Speed [km/h]	44.8	59.8	58.3	56.8	58.3	57.5	56.8	59.6	59.4	60.0	59.1
Top Speed [km/h]	61.4	60.8	59.4	58.6	58.8	58.4	58.4	61.2	60.8	61.2	61.2
Avg. Dist. to Rail [m]	4.2	0.5	2.5	3.8	4.5	4.3	2.8	0.9	2.5	1.6	3.5
Avg. Stride Freq. [Hz]	2.2	2.2	2.2	2.2	2.2	2.2	2.2	2.2	2.3	2.3	2.3
Avg. Stride Length [m]	5.7	7.4	7.3	7.1	7.4	7.3	7.3	7.4	7.3	7.2	7.2



- [ ] Ranking at each section and finish
- .-.- No data available at this section
- NA No data available





Horse/Jockey Name	City Of Troy
Final Rank	7
Fastest Section Time (Section)	0:11.97 (2000m)
Top Speed [km/h] (Section)	60.5 (2000m)
Race State	Finished



### Ipswich QLD Professional

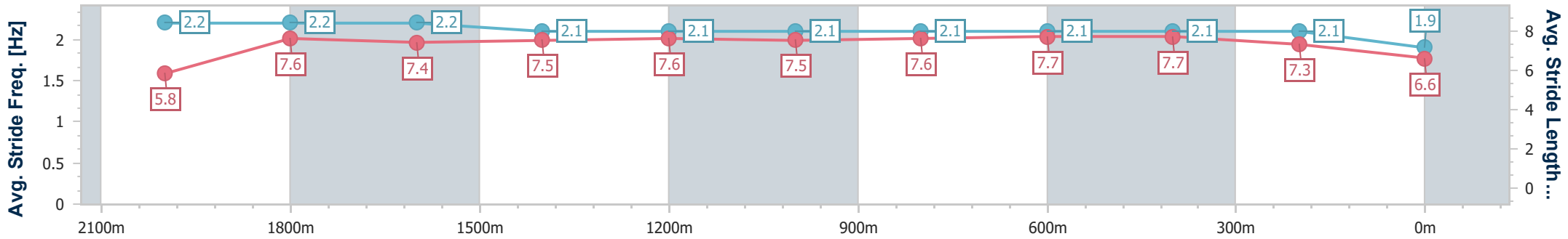
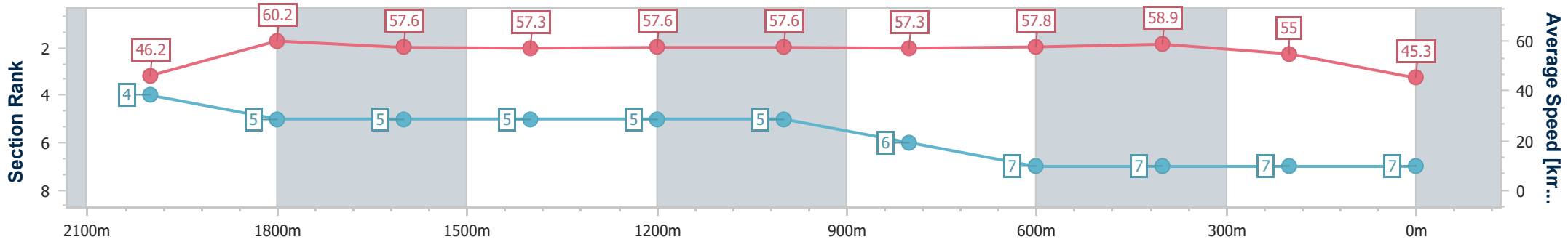
Race 1: TAB Maiden Plate - 2180m

15 January 2025 - 13:03



Track Rating: Good 4, Weather: Fine, Rail Position: +6m Entire

Section	Overall	2000m	1800m	1600m	1400m	1200m	1000m	800m	600m	400m	200m
Section Times	2:22.12 [7] (0:14.06)	2:08.06 [4] (0:11.97)	1:56.09 [5] (0:12.33)	1:43.76 [5] (0:12.58)	1:31.18 [5] (0:12.34)	1:18.84 [5] (0:12.39)	1:06.45 [5] (0:12.53)	0:53.92 [6] (0:12.49)	0:41.43 [7] (0:12.38)	0:29.05 [7] (0:13.12)	0:15.93 [7] (0:15.93)
Average Speed [km/h]	46.2	60.2	57.6	57.3	57.6	57.6	57.3	57.8	58.9	55.0	45.3
Top Speed [km/h]	59.9	60.5	59.9	58.0	58.2	58.4	58.3	59.0	59.7	58.9	49.3
Avg. Dist. to Rail [m]	2.4	0.2	1.3	2.5	2.7	2.3	1.2	1.2	2.7	1.6	1.4
Avg. Stride Freq. [Hz]	2.2	2.2	2.2	2.1	2.1	2.1	2.1	2.1	2.1	2.1	1.9
Avg. Stride Length [m]	5.8	7.6	7.4	7.5	7.6	7.5	7.6	7.7	7.7	7.3	6.6



- [ ] Ranking at each section and finish
- .-.- No data available at this section
- NA No data available