

Track Rating: Good 4, Weather: Fine, Rail Position: +6m Entire

| Section | | Field Times | | | | | | | | | | Last 600m | |
|---------|-----|--------------------------------|----------------------|----------------------|----------------------|---------------------------|---------------------------|---------------------------|---------------------------|---------------------------|---------------------------|------------------------|---------|
| | | Overall | 1200m | 1000m | 800m | 600m | 400m | | | | | | |
| | | 1:20.08 (0:10.79) | 1:09.29 (0:10.76) | 0:58.53 (0:11.35) | 0:47.18 (0:11.66) | 0:35.52 (0:11.87) | 0:23.65 (0:11.75) | | | | | | 0:35.52 |
| Rank | TAB | Horse/Jockey | Barrier | Top Speed [km/h] | Fastest Section | | | | | | | Distance Travelled [m] | |
| 1 | 10 | LOVE 'N' ROCKETS Emily Lang | 9 | 67.0 200m | 0:11.06 1200m | 1:20.08 [1] (0:11.46) | 1:08.62 [9] (0:11.06) | 0:57.56 [8] (0:11.39) | 0:46.17 [9] (0:11.71) | 0:34.46 [9] (0:11.74) | 0:22.72 [8] (0:11.39) | 0:34.46 | |
| 2 | 5 | DRACENA Mark Du Plessis | 11 | 67.6 1200m | 0:10.85 1200m | 1:20.19 [2] (0:10.97) | 1:09.22 [2] (0:10.85) | 0:58.37 [4] (0:11.44) | 0:46.93 [4] (0:11.64) | 0:35.29 [4] (0:11.74) | 0:23.55 [3] (0:11.68) | 0:35.29 | +0 |
| 3 | 6 | HELLO LOVELY Martin Harley | 7 | 68.9 1200m | 0:10.71 1200m | 1:20.37 [3] (0:10.98) | 1:09.39 [3] (0:10.71) | 0:58.68 [2] (0:11.34) | 0:47.34 [2] (0:11.64) | 0:35.70 [2] (0:11.76) | 0:23.94 [1] (0:11.75) | 0:35.70 | -3 |
| 4 | 3 | ARATIRI Georgina Cartwright | 4 | 68.0 1200m | 0:10.74 1200m | 1:20.58 [4] (0:11.02) | 1:09.56 [4] (0:10.74) | 0:58.82 [3] (0:11.41) | 0:47.41 [3] (0:11.61) | 0:35.80 [3] (0:11.88) | 0:23.92 [4] (0:11.95) | 0:35.80 | -5 |
| 5 | 13 | MISTER TUDOR Bailey Wheeler | 8 | 67.8 1200m | 0:10.89 1200m | 1:20.70 [5] (0:11.09) | 1:09.61 [5] (0:10.89) | 0:58.72 [5] (0:11.59) | 0:47.13 [5] (0:11.74) | 0:35.39 [5] (0:11.72) | 0:23.67 [5] (0:11.92) | 0:35.39 | -2 |
| 6 | 12 | TOP LEVEL Samantha Collett | 5 | 66.4 1200m | 0:11.08 1200m | 1:20.72 [6] (0:11.67) | 1:09.05 [11] (0:11.08) | 0:57.97 [11] (0:11.39) | 0:46.58 [11] (0:11.83) | 0:34.75 [11] (0:11.70) | 0:23.05 [11] (0:11.54) | 0:34.75 | +1 |
| 7 | 17 | ROTHELTY Jake Bayliss | 1 | 66.2 1200m | 0:11.15 1200m | 1:20.88 [7] (0:11.55) | 1:09.33 [10] (0:11.15) | 0:58.18 [10] (0:11.33) | 0:46.85 [10] (0:11.67) | 0:35.18 [10] (0:11.75) | 0:23.43 [10] (0:11.62) | 0:35.18 | -6 |
| 8 | 9 | LIPAROTA Cejay Graham | 10 | 66.5 1000m | 0:11.21 1000m | 1:20.93 [8] (0:11.44) | 1:09.49 [8] (0:11.23) | 0:58.26 [9] (0:11.21) | 0:47.05 [8] (0:11.57) | 0:35.48 [7] (0:11.82) | 0:23.66 [7] (0:11.72) | 0:35.48 | +2 |
| 9 | 1 | AVERRED Adam Sewell | 6 | 65.9 1000m | 0:11.13 1200m | 1:21.17 [9] (0:11.29) | 1:09.88 [6] (0:11.13) | 0:58.75 [7] (0:11.39) | 0:47.36 [7] (0:11.71) | 0:35.65 [8] (0:11.89) | 0:23.76 [9] (0:11.70) | 0:35.65 | +0 |
| 10 | 16 | MONONYM Luke Dempsey | 2 | 66.5 1000m | 0:11.08 1200m | 1:21.22 [10] (0:11.33) | 1:09.89 [7] (0:11.08) | 0:58.81 [6] (0:11.28) | 0:47.53 [6] (0:11.73) | 0:35.80 [6] (0:11.79) | 0:24.01 [6] (0:11.80) | 0:35.80 | -7 |

Scratched: Makeminemilo (#18), Brutal Sue (#19), Sugar Island (#2), Hurricane Rosie (#7), Leucaena (#8), Ceekay's Choice (#4), Billilicious (#15)



Ipswich QLD Professional

Race 4: VINCE INSURANCE QTIS Three-Year-Old Maiden Plate - 1350m

15 January 2025 - 14:50



Track Rating: Good 4, Weather: Fine, Rail Position: +6m Entire

| Section | Overall | 1200m | 1000m | 800m | 600m | 400m | Last 600m |
|-------------|----------------------|----------------------|----------------------|----------------------|----------------------|----------------------|-----------|
| Field Times | 1:20.08 (0:10.79) | 1:09.29 (0:10.76) | 0:58.53 (0:11.35) | 0:47.18 (0:11.66) | 0:35.52 (0:11.87) | 0:23.65 (0:11.75) | 0:35.52 |

| Rank | TAB | Horse/Jockey | Barrier | Top Speed [km/h] | Fastest Section | Overall | 1200m | 1000m | 800m | 600m | 400m | Last 600m | Distance Travelled [m] |
|------|-----|------------------------------------|---------|------------------|------------------|---------------------------|---------------------------|---------------------------|---------------------------|---------------------------|---------------------------|-----------|------------------------|
| 11 | 11 | PETITE PALACE Justin Stanley | 12 | 68.3 1200m | 0:10.76 1200m | 1:21.45 [11] (0:10.79) | 1:10.66 [1] (0:10.76) | 0:59.90 [1] (0:11.35) | 0:48.55 [1] (0:11.66) | 0:36.89 [1] (0:11.90) | 0:24.99 [2] (0:11.91) | 0:36.89 | -6 |
| 12 | 14 | BITTEN BY A PRINCE Michael Rodd | 3 | 65.6 1200m | 0:11.21 1200m | 1:21.78 [12] (0:11.86) | 1:09.92 [12] (0:11.21) | 0:58.71 [12] (0:11.35) | 0:47.36 [12] (0:11.79) | 0:35.57 [12] (0:11.54) | 0:24.03 [12] (0:11.71) | 0:35.57 | -6 |

Scratched: Makeminemilo (#18), Brutal Sue (#19), Sugar Island (#2), Hurricane Rosie (#7), Leucaena (#8), Ceekay's Choice (#4), Billilicious (#15)

[] Ranking at each section and finish
 -:-:-:- No data available at this section
 NA No data available

SCN Saddle cloth number
 DNF Did not finish
 DNT Did not track



Ipswich QLD Professional

Race 4: VINCE INSURANCE QTIS Three-Year-Old Maiden Plate - 1350m

15 January 2025 - 14:50



Track Rating: Good 4, Weather: Fine, Rail Position: +6m Entire

| Section | | | | | | | 200m | | | Last 600m |
|-------------|-----|---------------------|---------|------------------|-----------------|--------------|-----------|--|------------------------|-----------|
| Field Times | | | | | | | 0:11.90 | | | 0:35.52 |
| | | | | | | | (0:11.90) | | | |
| Rank | TAB | Horse/Jockey | Barrier | Top Speed [km/h] | Fastest Section | Margin | | | Distance Travelled [m] | |
| 1 | 10 | LOVE 'N' ROCKETS | 9 | 67.0 | 0:11.06 | 0:11.33 [5] | 1:20.08 | | 0:34.46 | |
| | | Emily Lang | | 200m | 1200m | (0:11.33) | | | | |
| 2 | 5 | DRACENA | 11 | 67.6 | 0:10.85 | 0:11.87 [2] | 0.7L | | 0:35.29 +0 | |
| | | Mark Du Plessis | | 1200m | 1200m | (0:11.87) | | | | |
| 3 | 6 | HELLO LOVELY | 7 | 68.9 | 0:10.71 | 0:12.19 [1] | 1.72L | | 0:35.70 -3 | |
| | | Martin Harley | | 1200m | 1200m | (0:12.19) | | | | |
| 4 | 3 | ARATIRI | 4 | 68.0 | 0:10.74 | 0:11.97 [4] | 2.98L | | 0:35.80 -5 | |
| | | Georgina Cartwright | | 1200m | 1200m | (0:11.97) | | | | |
| 5 | 13 | MISTER TUDOR | 8 | 67.8 | 0:10.89 | 0:11.75 [6] | 3.66L | | 0:35.39 -2 | |
| | | Bailey Wheeler | | 1200m | 1200m | (0:11.75) | | | | |
| 6 | 12 | TOP LEVEL | 5 | 66.4 | 0:11.08 | 0:11.51 [11] | 3.79L | | 0:34.75 +1 | |
| | | Samantha Collett | | 1200m | 1200m | (0:11.51) | | | | |
| 7 | 17 | ROTHELTY | 1 | 66.2 | 0:11.15 | 0:11.81 [9] | 4.74L | | 0:35.18 -6 | |
| | | Jake Bayliss | | 1200m | 1200m | (0:11.81) | | | | |
| 8 | 9 | LIPAROTA | 10 | 66.5 | 0:11.21 | 0:11.94 [7] | 5.01L | | 0:35.48 +2 | |
| | | Cejay Graham | | 1000m | 1000m | (0:11.94) | | | | |
| 9 | 1 | AVERRED | 6 | 65.9 | 0:11.13 | 0:12.06 [10] | 6.44L | | 0:35.65 +0 | |
| | | Adam Sewell | | 1000m | 1200m | (0:12.06) | | | | |
| 10 | 16 | MONONYM | 2 | 66.5 | 0:11.08 | 0:12.21 [8] | 6.73L | | 0:35.80 -7 | |
| | | Luke Dempsey | | 1000m | 1200m | (0:12.21) | | | | |

Scratched: Makeminemilo (#18), Brutal Sue (#19), Sugar Island (#2), Hurricane Rosie (#7), Leucaena (#8), Ceekay's Choice (#4), Billilicious (#15)

[] Ranking at each section and finish
 -:-:- No data available at this section
 NA No data available

SCN Saddle cloth number
 DNF Did not finish
 DNT Did not track



Ipswich QLD Professional
Race 4: VINCE INSURANCE QTIS Three-Year-Old Maiden Plate - 1350m
 15 January 2025 - 14:50



Track Rating: Good 4, Weather: Fine, Rail Position: +6m Entire

| Section | | | | 200m | | | | Last 600m | | |
|-------------|-----|--------------------|---------|----------------------|-----------------|--------------|--------|-----------|------------------------|----|
| Field Times | | | | 0:11.90 (0:11.90) | | | | 0:35.52 | | |
| Rank | TAB | Horse/Jockey | Barrier | Top Speed [km/h] | Fastest Section | Margin | | | Distance Travelled [m] | |
| 11 | 11 | PETITE PALACE | 12 | 68.3 | 0:10.76 | 0:13.08 [3] | 8.1L | | 0:36.89 | -6 |
| | | Justin Stanley | | 1200m | 1200m | (0:13.08) | | | | |
| 12 | 14 | BITTEN BY A PRINCE | 3 | 65.6 | 0:11.21 | 0:12.32 [12] | 10.01L | | 0:35.57 | -6 |
| | | Michael Rodd | | 1200m | 1200m | (0:12.32) | | | | |

Scratched: Makeminemilo (#18), Brutal Sue (#19), Sugar Island (#2), Hurricane Rosie (#7), Leucaena (#8), Ceekay's Choice (#4), Billilicious (#15)



| | |
|--------------------------------|------------------|
| Horse/Jockey Name | Love 'N' Rockets |
| Final Rank | 1 |
| Fastest Section Time (Section) | 0:11.06 (1200m) |
| Top Speed [km/h] (Section) | 67.0 (200m) |
| Race State | Finished |



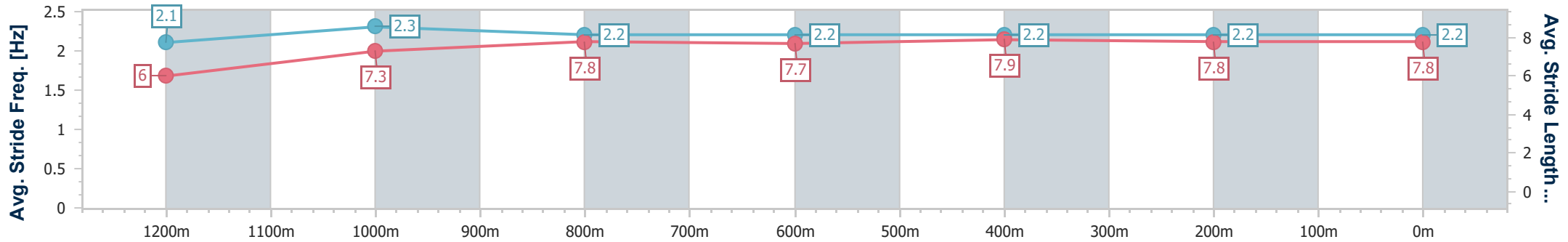
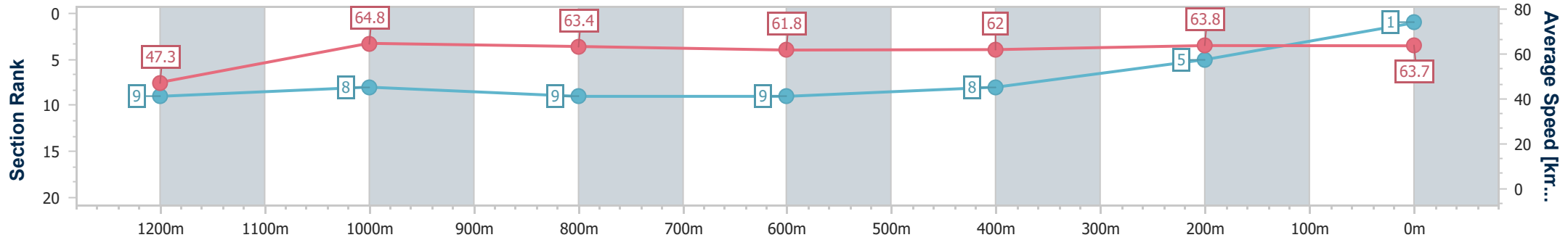
Ipswich QLD Professional
Race 4: VINCE INSURANCE QTIS Three-Year-Old Maiden Plate
- 1350m



15 January 2025 - 14:50

Track Rating: Good 4, Weather: Fine, Rail Position: +6m Entire

| Section | Overall | 1200m | 1000m | 800m | 600m | 400m | 200m |
|------------------------|--------------------------|--------------------------|--------------------------|--------------------------|--------------------------|--------------------------|--------------------------|
| Section Times | 1:20.08 [1] (0:11.46) | 1:08.62 [9] (0:11.06) | 0:57.56 [8] (0:11.39) | 0:46.17 [9] (0:11.71) | 0:34.46 [9] (0:11.74) | 0:22.72 [8] (0:11.39) | 0:11.33 [5] (0:11.33) |
| Average Speed [km/h] | 47.3 | 64.8 | 63.4 | 61.8 | 62.0 | 63.8 | 63.7 |
| Top Speed [km/h] | 64.0 | 65.8 | 65.1 | 62.7 | 63.0 | 64.3 | 67.0 |
| Avg. Dist. to Rail [m] | 3.9 | 0.6 | 0.7 | 1.4 | 2.5 | 3.0 | 4.2 |
| Avg. Stride Freq. [Hz] | 2.1 | 2.3 | 2.2 | 2.2 | 2.2 | 2.2 | 2.2 |
| Avg. Stride Length [m] | 6.0 | 7.3 | 7.8 | 7.7 | 7.9 | 7.8 | 7.8 |



- [] Ranking at each section and finish
- .-.- No data available at this section
- NA No data available



| | |
|--------------------------------|-----------------|
| Horse/Jockey Name | Dracena |
| Final Rank | 2 |
| Fastest Section Time (Section) | 0:10.85 (1200m) |
| Top Speed [km/h] (Section) | 67.6 (1200m) |
| Race State | Finished |



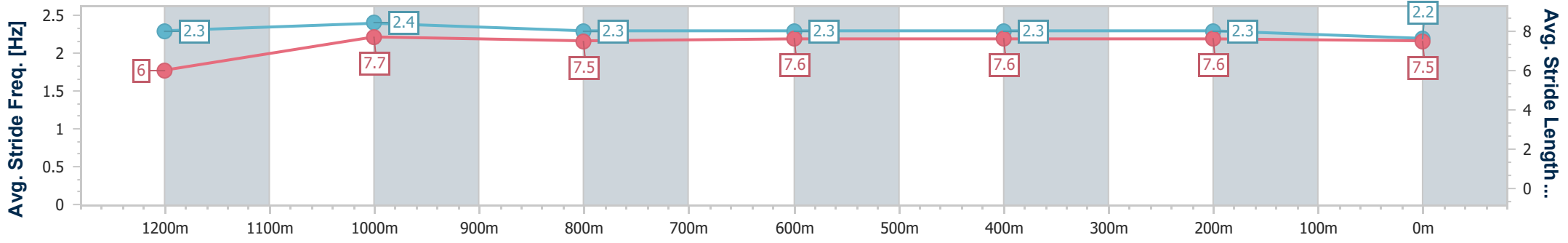
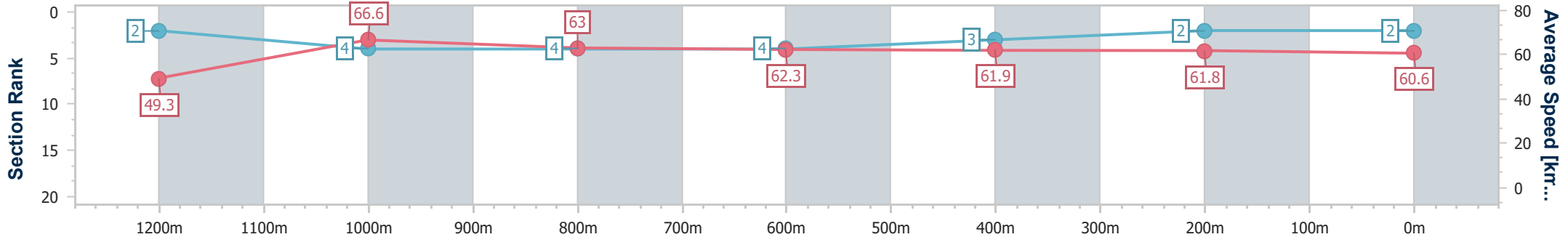
Ipswich QLD Professional
Race 4: VINCE INSURANCE QTIS Three-Year-Old Maiden Plate
- 1350m



15 January 2025 - 14:50

Track Rating: Good 4, Weather: Fine, Rail Position: +6m Entire

| Section | Overall | 1200m | 1000m | 800m | 600m | 400m | 200m |
|------------------------|--------------------------|--------------------------|--------------------------|--------------------------|--------------------------|--------------------------|--------------------------|
| Section Times | 1:20.19 [2] (0:10.97) | 1:09.22 [2] (0:10.85) | 0:58.37 [4] (0:11.44) | 0:46.93 [4] (0:11.64) | 0:35.29 [4] (0:11.74) | 0:23.55 [3] (0:11.68) | 0:11.87 [2] (0:11.87) |
| Average Speed [km/h] | 49.3 | 66.6 | 63.0 | 62.3 | 61.9 | 61.8 | 60.6 |
| Top Speed [km/h] | 66.7 | 67.6 | 65.5 | 63.5 | 62.3 | 62.1 | 61.6 |
| Avg. Dist. to Rail [m] | 5.1 | 2.2 | 1.5 | 1.4 | 2.1 | 1.2 | 2.0 |
| Avg. Stride Freq. [Hz] | 2.3 | 2.4 | 2.3 | 2.3 | 2.3 | 2.3 | 2.2 |
| Avg. Stride Length [m] | 6.0 | 7.7 | 7.5 | 7.6 | 7.6 | 7.6 | 7.5 |



- [] Ranking at each section and finish
- .-.-.- No data available at this section
- NA No data available



| | |
|--------------------------------|-----------------|
| Horse/Jockey Name | Hello Lovely |
| Final Rank | 3 |
| Fastest Section Time (Section) | 0:10.71 (1200m) |
| Top Speed [km/h] (Section) | 68.9 (1200m) |
| Race State | Finished |



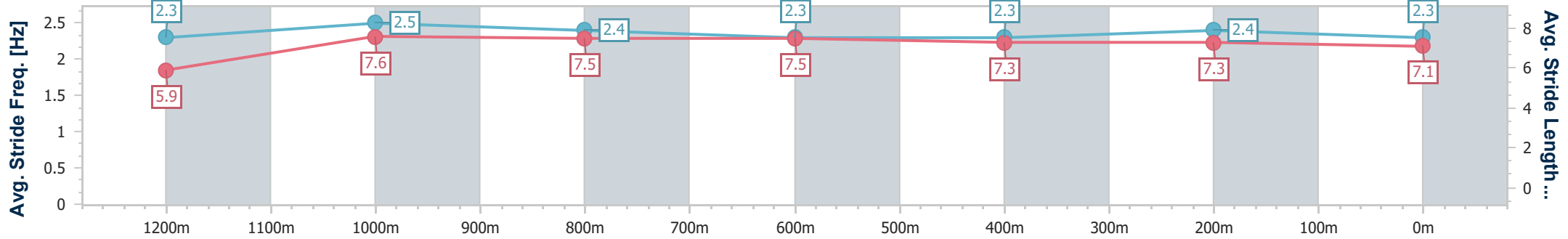
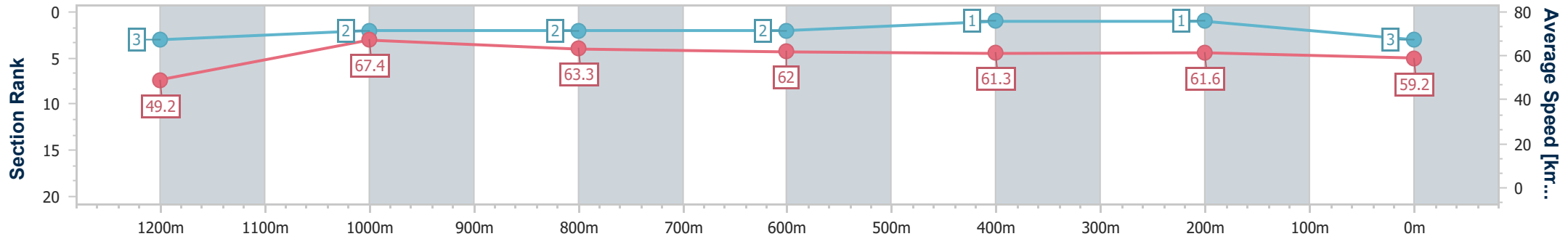
Ipswich QLD Professional
 Race 4: VINCE INSURANCE QTIS Three-Year-Old Maiden Plate
 - 1350m



15 January 2025 - 14:50

Track Rating: Good 4, Weather: Fine, Rail Position: +6m Entire

| Section | Overall | 1200m | 1000m | 800m | 600m | 400m | 200m |
|------------------------|--------------------------|--------------------------|--------------------------|--------------------------|--------------------------|--------------------------|--------------------------|
| Section Times | 1:20.37 [3] (0:10.98) | 1:09.39 [3] (0:10.71) | 0:58.68 [2] (0:11.34) | 0:47.34 [2] (0:11.64) | 0:35.70 [2] (0:11.76) | 0:23.94 [1] (0:11.75) | 0:12.19 [1] (0:12.19) |
| Average Speed [km/h] | 49.2 | 67.4 | 63.3 | 62.0 | 61.3 | 61.6 | 59.2 |
| Top Speed [km/h] | 65.3 | 68.9 | 65.9 | 62.7 | 62.8 | 63.0 | 59.9 |
| Avg. Dist. to Rail [m] | 3.7 | 1.6 | 0.7 | 0.5 | 1.3 | 1.8 | 0.7 |
| Avg. Stride Freq. [Hz] | 2.3 | 2.5 | 2.4 | 2.3 | 2.3 | 2.4 | 2.3 |
| Avg. Stride Length [m] | 5.9 | 7.6 | 7.5 | 7.5 | 7.3 | 7.3 | 7.1 |



- [] Ranking at each section and finish
- .-.- No data available at this section
- NA No data available



| | |
|--------------------------------|-----------------|
| Horse/Jockey Name | Aratiri |
| Final Rank | 4 |
| Fastest Section Time (Section) | 0:10.74 (1200m) |
| Top Speed [km/h] (Section) | 68.0 (1200m) |
| Race State | Finished |



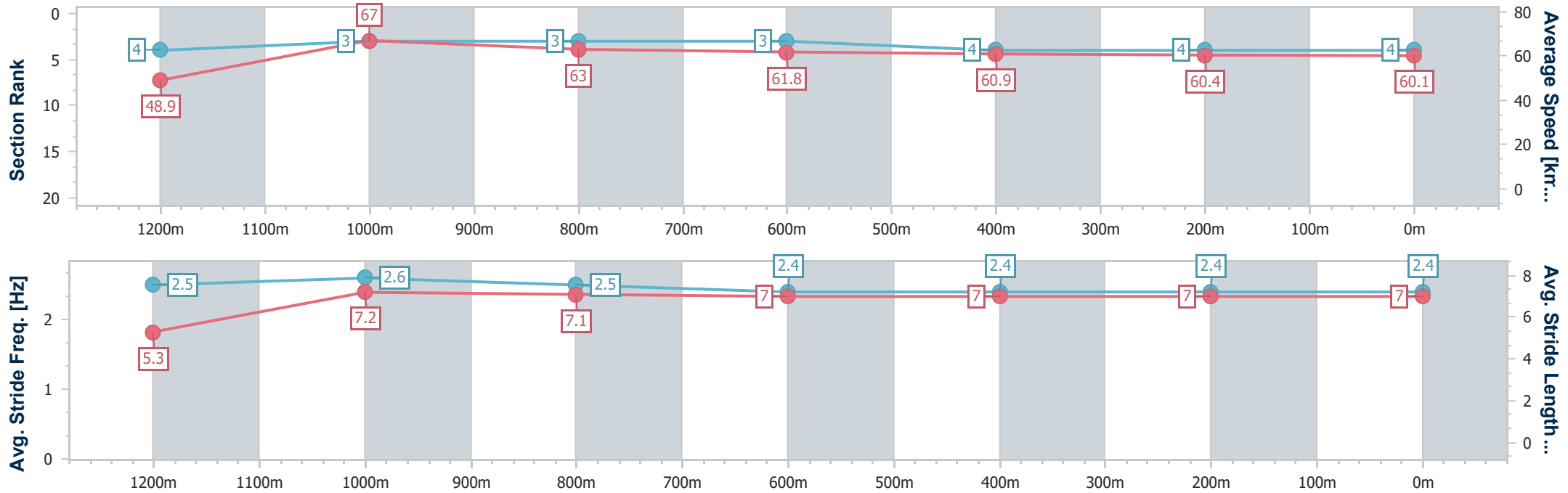
Ipswich QLD Professional
Race 4: VINCE INSURANCE QTIS Three-Year-Old Maiden Plate
- 1350m



15 January 2025 - 14:50

Track Rating: Good 4, Weather: Fine, Rail Position: +6m Entire

| Section | Overall | 1200m | 1000m | 800m | 600m | 400m | 200m |
|------------------------|--------------------------|--------------------------|--------------------------|--------------------------|--------------------------|--------------------------|--------------------------|
| Section Times | 1:20.58 [4] (0:11.02) | 1:09.56 [4] (0:10.74) | 0:58.82 [3] (0:11.41) | 0:47.41 [3] (0:11.61) | 0:35.80 [3] (0:11.88) | 0:23.92 [4] (0:11.95) | 0:11.97 [4] (0:11.97) |
| Average Speed [km/h] | 48.9 | 67.0 | 63.0 | 61.8 | 60.9 | 60.4 | 60.1 |
| Top Speed [km/h] | 66.0 | 68.0 | 65.7 | 63.2 | 61.7 | 61.3 | 61.4 |
| Avg. Dist. to Rail [m] | 1.3 | 1.4 | 1.1 | 0.9 | 1.1 | 1.1 | 0.9 |
| Avg. Stride Freq. [Hz] | 2.5 | 2.6 | 2.5 | 2.4 | 2.4 | 2.4 | 2.4 |
| Avg. Stride Length [m] | 5.3 | 7.2 | 7.1 | 7.0 | 7.0 | 7.0 | 7.0 |



- [] Ranking at each section and finish
- .-.- No data available at this section
- NA No data available



| | |
|--------------------------------|-----------------|
| Horse/Jockey Name | Mister Tudor |
| Final Rank | 5 |
| Fastest Section Time (Section) | 0:10.89 (1200m) |
| Top Speed [km/h] (Section) | 67.8 (1200m) |
| Race State | Finished |



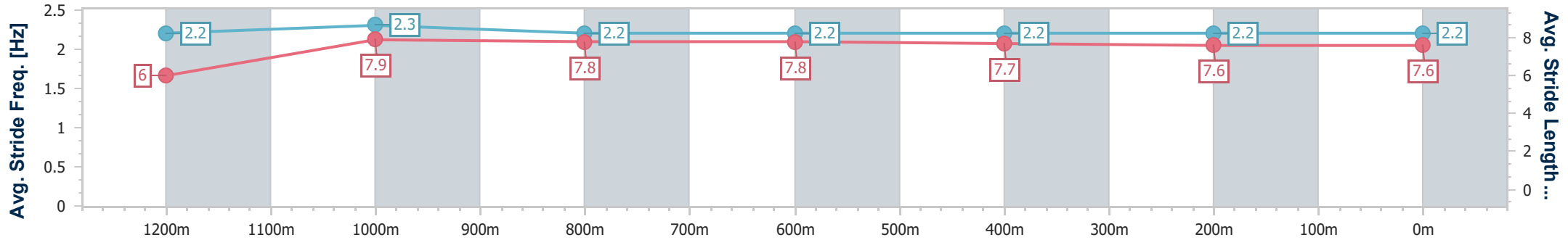
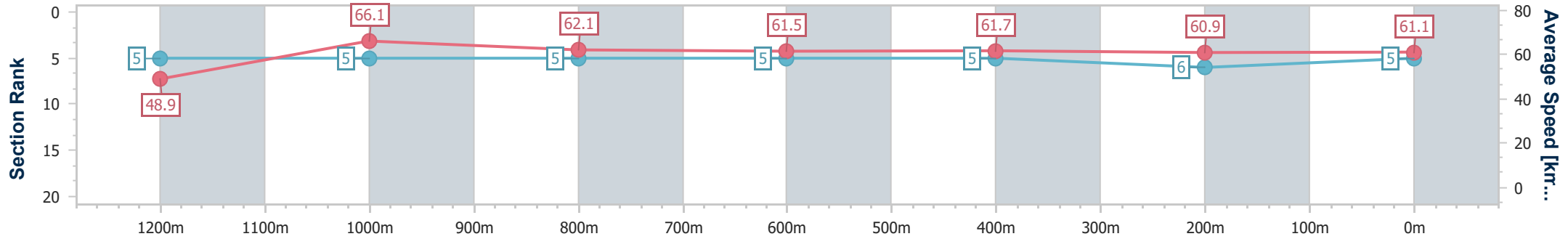
Ipswich QLD Professional
Race 4: VINCE INSURANCE QTIS Three-Year-Old Maiden Plate
- 1350m



15 January 2025 - 14:50

Track Rating: Good 4, Weather: Fine, Rail Position: +6m Entire

| Section | Overall | 1200m | 1000m | 800m | 600m | 400m | 200m |
|------------------------|--------------------------|--------------------------|--------------------------|--------------------------|--------------------------|--------------------------|--------------------------|
| Section Times | 1:20.70 [5] (0:11.09) | 1:09.61 [5] (0:10.89) | 0:58.72 [5] (0:11.59) | 0:47.13 [5] (0:11.74) | 0:35.39 [5] (0:11.72) | 0:23.67 [5] (0:11.92) | 0:11.75 [6] (0:11.75) |
| Average Speed [km/h] | 48.9 | 66.1 | 62.1 | 61.5 | 61.7 | 60.9 | 61.1 |
| Top Speed [km/h] | 67.2 | 67.8 | 64.9 | 62.2 | 63.1 | 63.1 | 63.2 |
| Avg. Dist. to Rail [m] | 3.2 | 0.6 | 0.2 | 0.6 | 1.7 | 1.9 | 3.1 |
| Avg. Stride Freq. [Hz] | 2.2 | 2.3 | 2.2 | 2.2 | 2.2 | 2.2 | 2.2 |
| Avg. Stride Length [m] | 6.0 | 7.9 | 7.8 | 7.8 | 7.7 | 7.6 | 7.6 |



- [] Ranking at each section and finish
- .-.- No data available at this section
- NA No data available



| | |
|--------------------------------|-----------------|
| Horse/Jockey Name | Top Level |
| Final Rank | 6 |
| Fastest Section Time (Section) | 0:11.08 (1200m) |
| Top Speed [km/h] (Section) | 66.4 (1200m) |
| Race State | Finished |



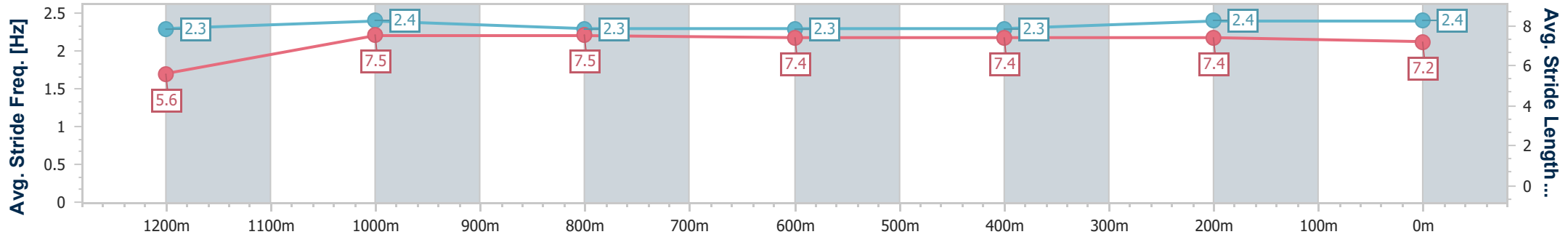
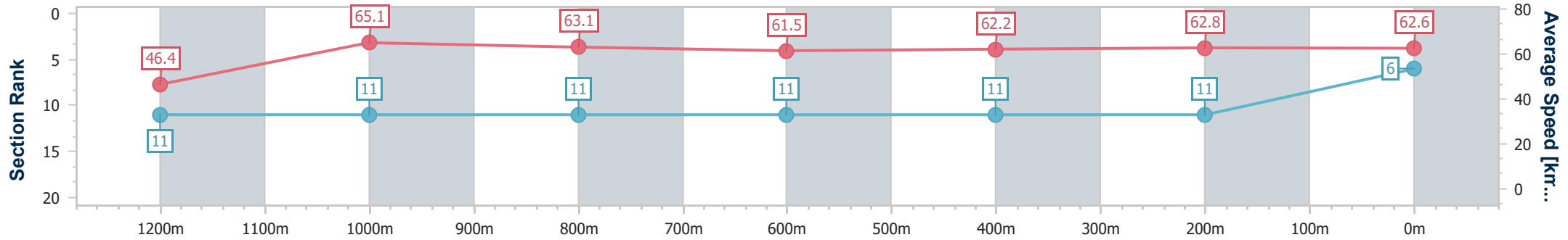
Ipswich QLD Professional
 Race 4: VINCE INSURANCE QTIS Three-Year-Old Maiden Plate
 - 1350m



15 January 2025 - 14:50

Track Rating: Good 4, Weather: Fine, Rail Position: +6m Entire

| Section | Overall | 1200m | 1000m | 800m | 600m | 400m | 200m |
|------------------------|--------------------------|---------------------------|---------------------------|---------------------------|---------------------------|---------------------------|---------------------------|
| Section Times | 1:20.72 [6] (0:11.67) | 1:09.05 [11] (0:11.08) | 0:57.97 [11] (0:11.39) | 0:46.58 [11] (0:11.83) | 0:34.75 [11] (0:11.70) | 0:23.05 [11] (0:11.54) | 0:11.51 [11] (0:11.51) |
| Average Speed [km/h] | 46.4 | 65.1 | 63.1 | 61.5 | 62.2 | 62.8 | 62.6 |
| Top Speed [km/h] | 62.9 | 66.4 | 65.0 | 62.2 | 63.7 | 64.6 | 64.6 |
| Avg. Dist. to Rail [m] | 1.6 | 0.5 | 0.7 | 2.3 | 2.6 | 2.1 | 4.9 |
| Avg. Stride Freq. [Hz] | 2.3 | 2.4 | 2.3 | 2.3 | 2.3 | 2.4 | 2.4 |
| Avg. Stride Length [m] | 5.6 | 7.5 | 7.5 | 7.4 | 7.4 | 7.4 | 7.2 |



- [] Ranking at each section and finish
- .-.- No data available at this section
- NA No data available



| | |
|--------------------------------|-----------------|
| Horse/Jockey Name | Rothelly |
| Final Rank | 7 |
| Fastest Section Time (Section) | 0:11.15 (1200m) |
| Top Speed [km/h] (Section) | 66.2 (1200m) |
| Race State | Finished |



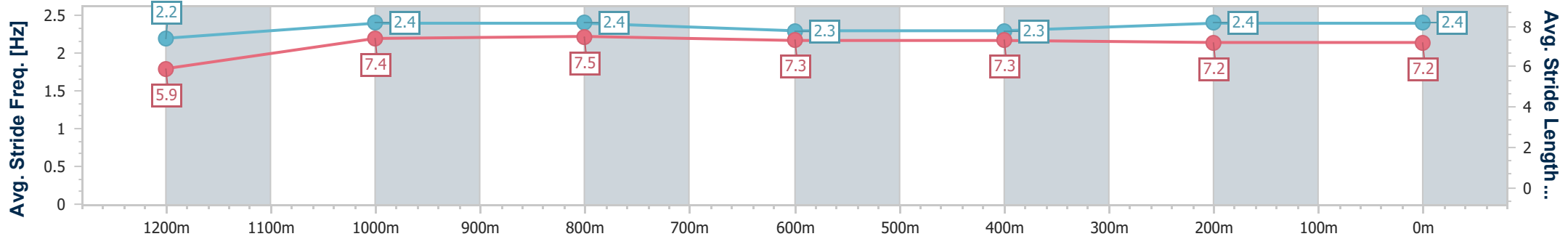
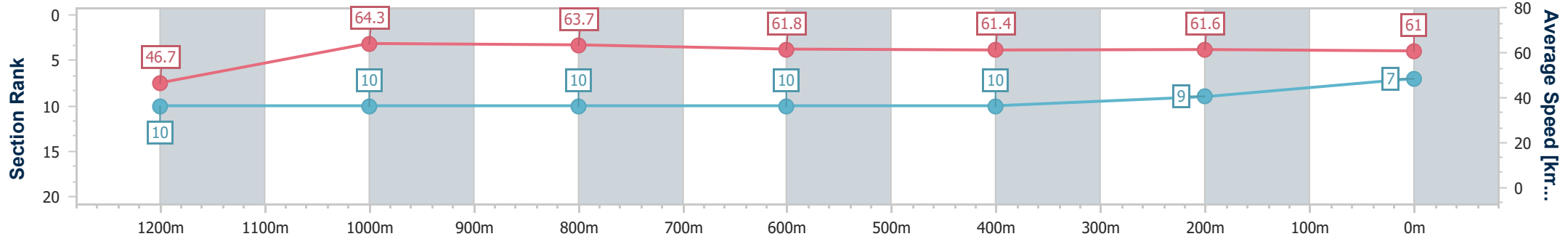
Ipswich QLD Professional
Race 4: VINCE INSURANCE QTIS Three-Year-Old Maiden Plate
- 1350m



15 January 2025 - 14:50

Track Rating: Good 4, Weather: Fine, Rail Position: +6m Entire

| Section | Overall | 1200m | 1000m | 800m | 600m | 400m | 200m |
|------------------------|--------------------------|---------------------------|---------------------------|---------------------------|---------------------------|---------------------------|--------------------------|
| Section Times | 1:20.88 [7] (0:11.55) | 1:09.33 [10] (0:11.15) | 0:58.18 [10] (0:11.33) | 0:46.85 [10] (0:11.67) | 0:35.18 [10] (0:11.75) | 0:23.43 [10] (0:11.62) | 0:11.81 [9] (0:11.81) |
| Average Speed [km/h] | 46.7 | 64.3 | 63.7 | 61.8 | 61.4 | 61.6 | 61.0 |
| Top Speed [km/h] | 61.9 | 66.2 | 65.0 | 62.9 | 62.7 | 63.6 | 63.2 |
| Avg. Dist. to Rail [m] | 3.2 | 2.1 | 0.3 | 0.4 | 0.6 | 1.0 | 0.6 |
| Avg. Stride Freq. [Hz] | 2.2 | 2.4 | 2.4 | 2.3 | 2.3 | 2.4 | 2.4 |
| Avg. Stride Length [m] | 5.9 | 7.4 | 7.5 | 7.3 | 7.3 | 7.2 | 7.2 |



- [] Ranking at each section and finish
- .-.- No data available at this section
- NA No data available



| | |
|--------------------------------|-----------------|
| Horse/Jockey Name | Liparota |
| Final Rank | 8 |
| Fastest Section Time (Section) | 0:11.21 (1000m) |
| Top Speed [km/h] (Section) | 66.5 (1000m) |
| Race State | Finished |



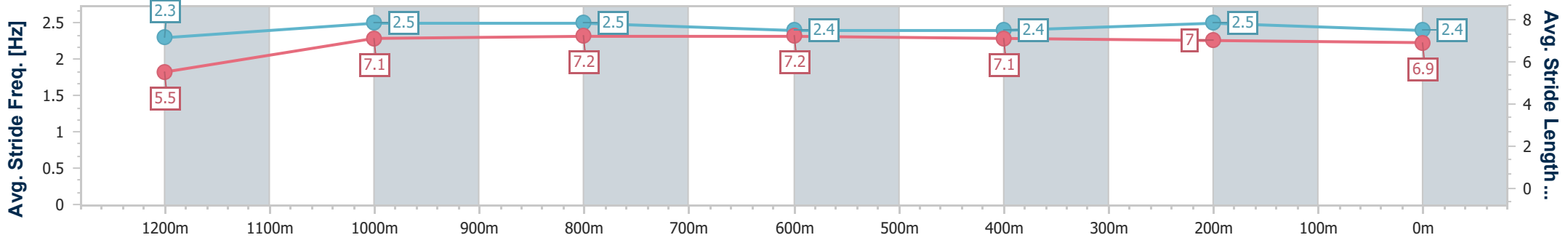
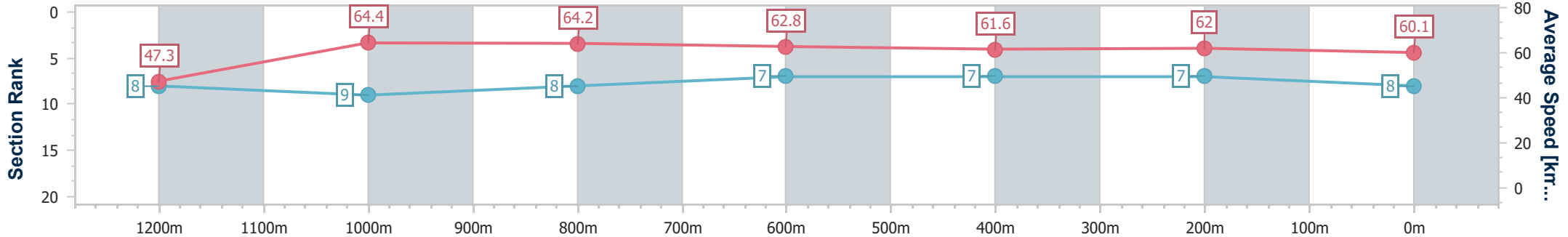
Ipswich QLD Professional
Race 4: VINCE INSURANCE QTIS Three-Year-Old Maiden Plate
- 1350m



15 January 2025 - 14:50

Track Rating: Good 4, Weather: Fine, Rail Position: +6m Entire

| Section | Overall | 1200m | 1000m | 800m | 600m | 400m | 200m |
|------------------------|--------------------------|--------------------------|--------------------------|--------------------------|--------------------------|--------------------------|--------------------------|
| Section Times | 1:20.93 [8] (0:11.44) | 1:09.49 [8] (0:11.23) | 0:58.26 [9] (0:11.21) | 0:47.05 [8] (0:11.57) | 0:35.48 [7] (0:11.82) | 0:23.66 [7] (0:11.72) | 0:11.94 [7] (0:11.94) |
| Average Speed [km/h] | 47.3 | 64.4 | 64.2 | 62.8 | 61.6 | 62.0 | 60.1 |
| Top Speed [km/h] | 63.8 | 65.5 | 66.5 | 63.2 | 63.5 | 62.4 | 61.2 |
| Avg. Dist. to Rail [m] | 5.3 | 0.6 | 1.4 | 2.5 | 3.2 | 2.0 | 2.8 |
| Avg. Stride Freq. [Hz] | 2.3 | 2.5 | 2.5 | 2.4 | 2.4 | 2.5 | 2.4 |
| Avg. Stride Length [m] | 5.5 | 7.1 | 7.2 | 7.2 | 7.1 | 7.0 | 6.9 |



- [] Ranking at each section and finish
- .-.- No data available at this section
- NA No data available



| | |
|--------------------------------|-----------------|
| Horse/Jockey Name | Averred |
| Final Rank | 9 |
| Fastest Section Time (Section) | 0:11.13 (1200m) |
| Top Speed [km/h] (Section) | 65.9 (1000m) |
| Race State | Finished |



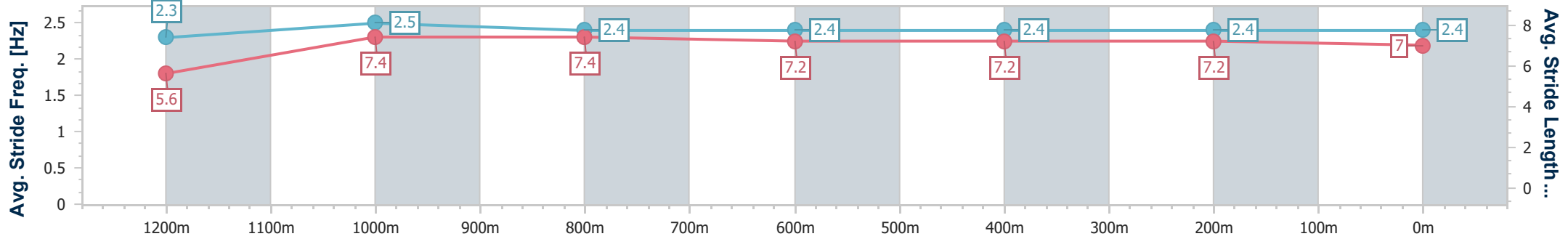
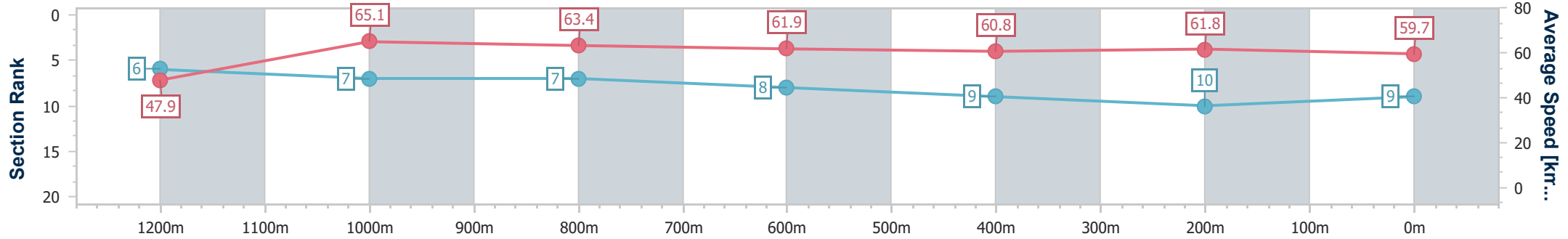
Ipswich QLD Professional
Race 4: VINCE INSURANCE QTIS Three-Year-Old Maiden Plate
- 1350m



15 January 2025 - 14:50

Track Rating: Good 4, Weather: Fine, Rail Position: +6m Entire

| Section | Overall | 1200m | 1000m | 800m | 600m | 400m | 200m |
|------------------------|--------------------------|--------------------------|--------------------------|--------------------------|--------------------------|--------------------------|---------------------------|
| Section Times | 1:21.17 [9] (0:11.29) | 1:09.88 [6] (0:11.13) | 0:58.75 [7] (0:11.39) | 0:47.36 [7] (0:11.71) | 0:35.65 [8] (0:11.89) | 0:23.76 [9] (0:11.70) | 0:12.06 [10] (0:12.06) |
| Average Speed [km/h] | 47.9 | 65.1 | 63.4 | 61.9 | 60.8 | 61.8 | 59.7 |
| Top Speed [km/h] | 64.6 | 65.8 | 65.9 | 63.1 | 62.3 | 62.7 | 61.9 |
| Avg. Dist. to Rail [m] | 2.2 | 1.9 | 2.5 | 1.3 | 1.6 | 0.6 | 1.0 |
| Avg. Stride Freq. [Hz] | 2.3 | 2.5 | 2.4 | 2.4 | 2.4 | 2.4 | 2.4 |
| Avg. Stride Length [m] | 5.6 | 7.4 | 7.4 | 7.2 | 7.2 | 7.2 | 7.0 |



- [] Ranking at each section and finish
- .-.- No data available at this section
- NA No data available



| | |
|--------------------------------|-----------------|
| Horse/Jockey Name | Mononym |
| Final Rank | 10 |
| Fastest Section Time (Section) | 0:11.08 (1200m) |
| Top Speed [km/h] (Section) | 66.5 (1000m) |
| Race State | Finished |



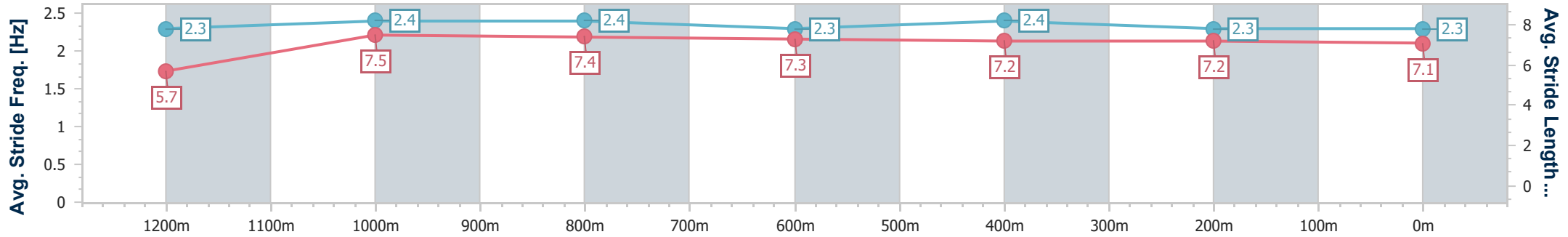
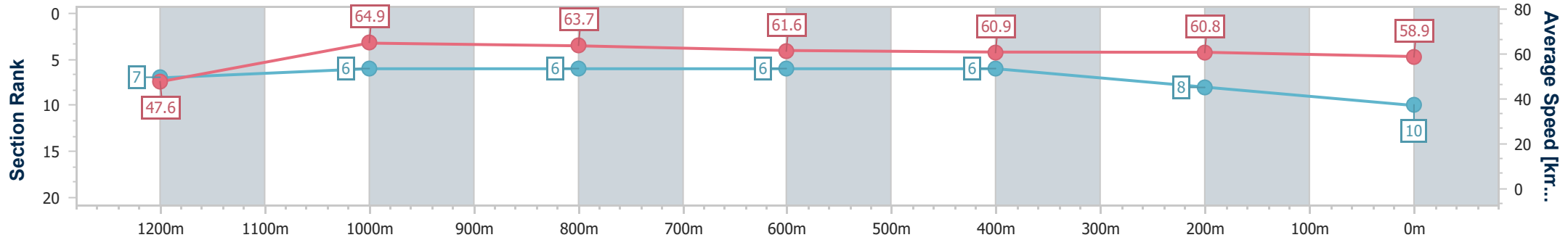
Ipswich QLD Professional
Race 4: VINCE INSURANCE QTIS Three-Year-Old Maiden Plate
- 1350m



15 January 2025 - 14:50

Track Rating: Good 4, Weather: Fine, Rail Position: +6m Entire

| Section | Overall | 1200m | 1000m | 800m | 600m | 400m | 200m |
|------------------------|---------------------------|--------------------------|--------------------------|--------------------------|--------------------------|--------------------------|--------------------------|
| Section Times | 1:21.22 [10] (0:11.33) | 1:09.89 [7] (0:11.08) | 0:58.81 [6] (0:11.28) | 0:47.53 [6] (0:11.73) | 0:35.80 [6] (0:11.79) | 0:24.01 [6] (0:11.80) | 0:12.21 [8] (0:12.21) |
| Average Speed [km/h] | 47.6 | 64.9 | 63.7 | 61.6 | 60.9 | 60.8 | 58.9 |
| Top Speed [km/h] | 64.1 | 66.2 | 66.5 | 62.5 | 62.4 | 61.6 | 61.7 |
| Avg. Dist. to Rail [m] | 1.2 | 0.6 | 0.5 | 0.3 | 0.3 | 1.0 | 1.3 |
| Avg. Stride Freq. [Hz] | 2.3 | 2.4 | 2.4 | 2.3 | 2.4 | 2.3 | 2.3 |
| Avg. Stride Length [m] | 5.7 | 7.5 | 7.4 | 7.3 | 7.2 | 7.2 | 7.1 |



- [] Ranking at each section and finish
- .-.- No data available at this section
- NA No data available



| | |
|--------------------------------|-----------------|
| Horse/Jockey Name | Petite Palace |
| Final Rank | 11 |
| Fastest Section Time (Section) | 0:10.76 (1200m) |
| Top Speed [km/h] (Section) | 68.3 (1200m) |
| Race State | Finished |



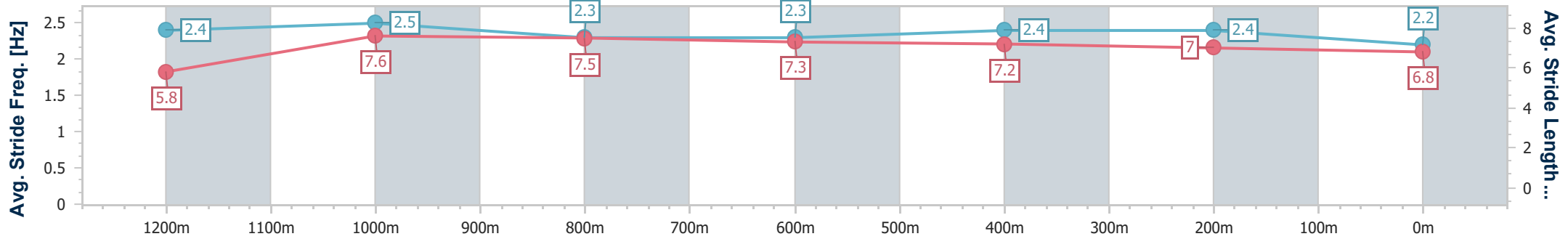
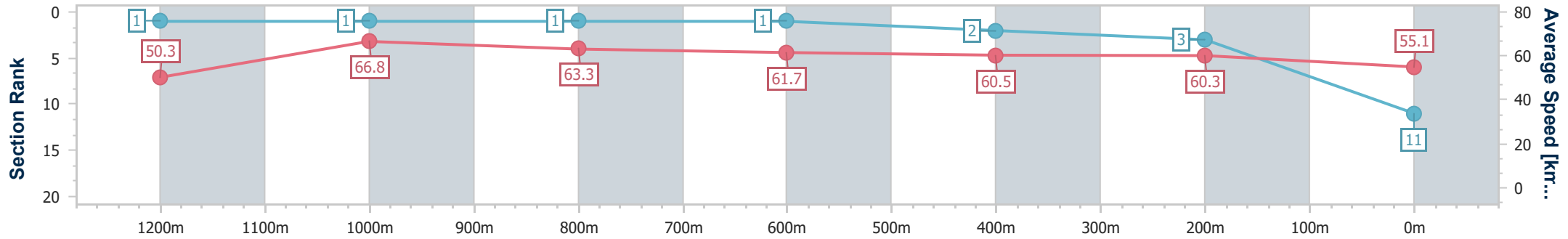
Ipswich QLD Professional
Race 4: VINCE INSURANCE QTIS Three-Year-Old Maiden Plate
- 1350m



15 January 2025 - 14:50

Track Rating: Good 4, Weather: Fine, Rail Position: +6m Entire

| Section | Overall | 1200m | 1000m | 800m | 600m | 400m | 200m |
|------------------------|---------------------------|--------------------------|--------------------------|--------------------------|--------------------------|--------------------------|--------------------------|
| Section Times | 1:21.45 [11] (0:10.79) | 1:10.66 [1] (0:10.76) | 0:59.90 [1] (0:11.35) | 0:48.55 [1] (0:11.66) | 0:36.89 [1] (0:11.90) | 0:24.99 [2] (0:11.91) | 0:13.08 [3] (0:13.08) |
| Average Speed [km/h] | 50.3 | 66.8 | 63.3 | 61.7 | 60.5 | 60.3 | 55.1 |
| Top Speed [km/h] | 65.8 | 68.3 | 64.8 | 62.7 | 61.9 | 61.3 | 59.5 |
| Avg. Dist. to Rail [m] | 5.8 | 1.5 | 0.8 | 0.2 | 0.4 | 0.8 | 1.7 |
| Avg. Stride Freq. [Hz] | 2.4 | 2.5 | 2.3 | 2.3 | 2.4 | 2.4 | 2.2 |
| Avg. Stride Length [m] | 5.8 | 7.6 | 7.5 | 7.3 | 7.2 | 7.0 | 6.8 |



- [] Ranking at each section and finish
- .-.- No data available at this section
- NA No data available



| | |
|--------------------------------|--------------------|
| Horse/Jockey Name | Bitten By A Prince |
| Final Rank | 12 |
| Fastest Section Time (Section) | 0:11.21 (1200m) |
| Top Speed [km/h] (Section) | 65.6 (1200m) |
| Race State | Finished |



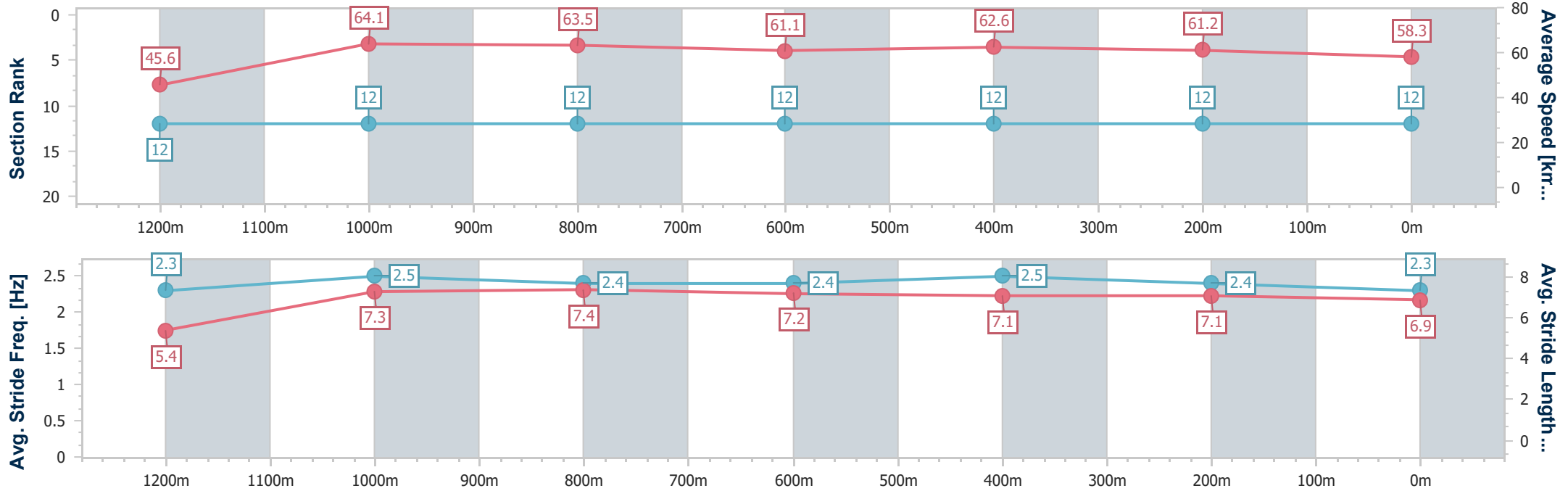
Ipswich QLD Professional
Race 4: VINCE INSURANCE QTIS Three-Year-Old Maiden Plate - 1350m



15 January 2025 - 14:50

Track Rating: Good 4, Weather: Fine, Rail Position: +6m Entire

| Section | Overall | 1200m | 1000m | 800m | 600m | 400m | 200m |
|------------------------|---------------------------|---------------------------|---------------------------|---------------------------|---------------------------|---------------------------|---------------------------|
| Section Times | 1:21.78 [12] (0:11.86) | 1:09.92 [12] (0:11.21) | 0:58.71 [12] (0:11.35) | 0:47.36 [12] (0:11.79) | 0:35.57 [12] (0:11.54) | 0:24.03 [12] (0:11.71) | 0:12.32 [12] (0:12.32) |
| Average Speed [km/h] | 45.6 | 64.1 | 63.5 | 61.1 | 62.6 | 61.2 | 58.3 |
| Top Speed [km/h] | 61.8 | 65.6 | 64.9 | 61.8 | 63.4 | 62.5 | 60.4 |
| Avg. Dist. to Rail [m] | 1.2 | 1.7 | 0.4 | 0.8 | 1.1 | 1.1 | 0.8 |
| Avg. Stride Freq. [Hz] | 2.3 | 2.5 | 2.4 | 2.4 | 2.5 | 2.4 | 2.3 |
| Avg. Stride Length [m] | 5.4 | 7.3 | 7.4 | 7.2 | 7.1 | 7.1 | 6.9 |



- [] Ranking at each section and finish
- .-.- No data available at this section
- NA No data available