

Ipswich QLD Professional

Race 6: RED BULL AUSTRALIA BENCHMARK 68 Handicap - 1690m

15 January 2025 - 16:06

Track Rating: Good 4, Weather: Fine, Rail Position: +6m Entire

Section		Field Times												
Overall	1400m	1200m	1000m	800m	600m	400m	Last 600m							
1:41.54 (0:18.75)	1:22.79 (0:11.01)	1:11.78 (0:11.57)	1:00.21 (0:12.13)	0:48.08 (0:11.92)	0:36.16 (0:12.06)	0:24.10 (0:11.97)	0:36.16							
Rank	TAB	Horse/Jockey	Barrier	Top Speed [km/h]	Fastest Section								Distance Travelled [m]	
1	7	MASTER COPY Andrew Mallyon	10	65.6	0:11.03	1:41.54 [1] (0:19.35)	1:22.19 [6] (0:11.03)	1:11.16 [6] (0:11.62)	0:59.54 [5] (0:12.08)	0:47.46 [5] (0:11.85)	0:35.61 [5] (0:11.86)	0:23.75 [5] (0:11.81)	0:35.61	
2	11	PRADO Justin Huxtable	7	65.2	0:11.06	1:41.65 [2] (0:19.88)	1:21.77 [9] (0:11.06)	1:10.71 [9] (0:11.72)	0:58.99 [9] (0:12.08)	0:46.91 [11] (0:11.76)	0:35.15 [10] (0:11.76)	0:23.39 [10] (0:11.70)	0:35.15	+5
3	2	TEXAS Dan McGillivray	5	65.8	0:11.05	1:41.67 [3] (0:19.51)	1:22.16 [8] (0:11.05)	1:11.11 [8] (0:11.63)	0:59.48 [8] (0:12.12)	0:47.36 [8] (0:11.81)	0:35.55 [7] (0:11.74)	0:23.81 [7] (0:11.96)	0:35.55	+4
4	10	KAIROS LOUIE Bailey Wheeler	11	65.9	0:11.12	1:41.67 [4] (0:19.17)	1:22.50 [5] (0:11.12)	1:11.38 [4] (0:11.74)	0:59.64 [6] (0:12.14)	0:47.50 [6] (0:11.87)	0:35.63 [6] (0:11.81)	0:23.82 [6] (0:11.88)	0:35.63	+7
5	14	TWISTED MISTRESS Jason Taylor	1	65.1	0:11.02	1:41.85 [5] (0:19.49)	1:22.36 [7] (0:11.02)	1:11.34 [7] (0:11.63)	0:59.71 [7] (0:12.03)	0:47.68 [7] (0:11.96)	0:35.72 [8] (0:11.81)	0:23.91 [8] (0:11.83)	0:35.72	-4
6	3	NEW MAHER Jasper Franklin	12	67.0	0:11.01	1:41.96 [6] (0:18.75)	1:23.21 [1] (0:11.01)	1:12.20 [1] (0:11.60)	1:00.60 [2] (0:12.15)	0:48.45 [2] (0:11.97)	0:36.48 [2] (0:11.98)	0:24.50 [2] (0:12.02)	0:36.48	+0
7	6	GRINZINGER KNIGHT Emily Lang	2	65.7	0:11.16	1:42.27 [7] (0:19.16)	1:23.11 [4] (0:11.16)	1:11.95 [5] (0:11.54)	1:00.41 [4] (0:12.12)	0:48.29 [4] (0:11.82)	0:36.47 [4] (0:11.88)	0:24.59 [4] (0:12.10)	0:36.47	-3
8	15	TAMBOURINE MAN Michael Rodd	3	67.0	0:10.96	1:42.40 [8] (0:18.86)	1:23.54 [2] (0:10.96)	1:12.58 [2] (0:11.51)	1:01.07 [1] (0:12.13)	0:48.94 [1] (0:11.92)	0:37.02 [1] (0:12.06)	0:24.96 [1] (0:11.97)	0:37.02	-5
9	1	APPLICATIONS Boris Thornton	4	66.4	0:11.07	1:42.42 [9] (0:19.06)	1:23.36 [3] (0:11.07)	1:12.29 [3] (0:11.57)	1:00.72 [3] (0:12.16)	0:48.56 [3] (0:11.87)	0:36.69 [3] (0:11.91)	0:24.78 [3] (0:12.19)	0:36.69	+2
10	4	EVOCATOR Luke Dempsey	6	65.9	0:11.02	1:42.52 [10] (0:20.16)	1:22.36 [11] (0:11.02)	1:11.34 [10] (0:11.49)	0:59.85 [10] (0:11.92)	0:47.93 [9] (0:11.76)	0:36.17 [9] (0:11.73)	0:24.44 [9] (0:11.94)	0:36.17	-3

Scratched: Disney Castle (#5), Wowit's Willywonka (#8), Original Glaze (#9), London Point (#13)



Ipswich QLD Professional
Race 6: RED BULL AUSTRALIA BENCHMARK 68 Handicap - 1690m
 15 January 2025 - 16:06



Track Rating: Good 4, Weather: Fine, Rail Position: +6m Entire

Section		Overall	1400m	1200m	1000m	800m	600m	400m	Last 600m				
Field Times		1:41.54 (0:18.75)	1:22.79 (0:11.01)	1:11.78 (0:11.57)	1:00.21 (0:12.13)	0:48.08 (0:11.92)	0:36.16 (0:12.06)	0:24.10 (0:11.97)	0:36.16				
Rank	TAB Horse/Jockey	Barrier	Top Speed [km/h]	Fastest Section	Distance Travelled [m]								
11	12 SPOKE TO RAJIV Taylor Marshall	9	64.8 1400m	0:11.14 1400m	1:43.29 [11] (0:20.07)	1:23.22 [10] (0:11.14)	1:12.08 [11] (0:11.53)	1:00.55 [11] (0:11.97)	0:48.58 [10] (0:11.89)	0:36.69 [11] (0:11.86)	0:24.83 [11] (0:12.27)	0:36.69	+0

Scratched: Disney Castle (#5), Wowit's Willywonka (#8), Original Glaze (#9), London Point (#13)

[] Ranking at each section and finish
 -:-:- No data available at this section
 NA No data available

SCN Saddle cloth number
 DNF Did not finish
 DNT Did not track

Track Rating: Good 4, Weather: Fine, Rail Position: +6m Entire

Section				200m				Last 600m		
Field Times				0:12.13 (0:12.13)				0:36.16		
Rank	TAB	Horse/Jockey	Barrier	Top Speed [km/h]	Fastest Section	Margin			Distance Travelled [m]	
1	7	MASTER COPY Andrew Mallyon	10	65.6 Overall	0:11.03 1400m	0:11.94 [3] (0:11.94)	1:41.54		0:35.61	
2	11	PRADO Justin Huxtable	7	65.2 1400m	0:11.06 1400m	0:11.69 [9] (0:11.69)	0.64L		0:35.15	+5
3	2	TEXAS Dan McGillivray	5	65.8 Overall	0:11.05 1400m	0:11.85 [7] (0:11.85)	0.76L		0:35.55	+4
4	10	KAIROS LOUIE Bailey Wheeler	11	65.9 Overall	0:11.12 1400m	0:11.94 [4] (0:11.94)	0.79L		0:35.63	+7
5	14	TWISTED MISTRESS Jason Taylor	1	65.1 Overall	0:11.02 1400m	0:12.08 [5] (0:12.08)	1.82L		0:35.72	-4
6	3	NEW MAHER Jasper Franklin	12	67.0 1400m	0:11.01 1400m	0:12.48 [2] (0:12.48)	2.49L		0:36.48	+0
7	6	GRINZINGER KNIGHT Emily Lang	2	65.7 Overall	0:11.16 1400m	0:12.49 [6] (0:12.49)	4.27L		0:36.47	-3
8	15	TAMBOURINE MAN Michael Rodd	3	67.0 1400m	0:10.96 1400m	0:12.99 [1] (0:12.99)	5.07L		0:37.02	-5
9	1	APPLICATIONS Boris Thornton	4	66.4 Overall	0:11.07 1400m	0:12.59 [8] (0:12.59)	5.21L		0:36.69	+2
10	4	EVOCATOR Luke Dempsey	6	65.9 1400m	0:11.02 1400m	0:12.50 [10] (0:12.50)	5.78L		0:36.17	-3

Scratched: Disney Castle (#5), Wowit's Willywonka (#8), Original Glaze (#9), London Point (#13)



Ipswich QLD Professional
Race 6: RED BULL AUSTRALIA BENCHMARK 68 Handicap - 1690m
 15 January 2025 - 16:06



Track Rating: Good 4, Weather: Fine, Rail Position: +6m Entire

Section				200m				Last 600m		
Field Times				0:12.13 (0:12.13)				0:36.16		
Rank	TAB	Horse/Jockey	Barrier	Top Speed [km/h]	Fastest Section	Margin			Distance Travelled [m]	
11	12	SPOKE TO RAJIV	9	64.8	0:11.14	0:12.56 [11]	10.31L		0:36.69	+0
		Taylor Marshall		1400m	1400m	(0:12.56)				

Scratched: Disney Castle (#5), Wowit's Willywonka (#8), Original Glaze (#9), London Point (#13)

[] Ranking at each section and finish
 -:-:- No data available at this section
 NA No data available

SCN Saddle cloth number
 DNF Did not finish
 DNT Did not track



Horse/Jockey Name	Master Copy
Final Rank	1
Fastest Section Time (Section)	0:11.03 (1400m)
Top Speed [km/h] (Section)	65.6 (Overall)
Race State	Finished



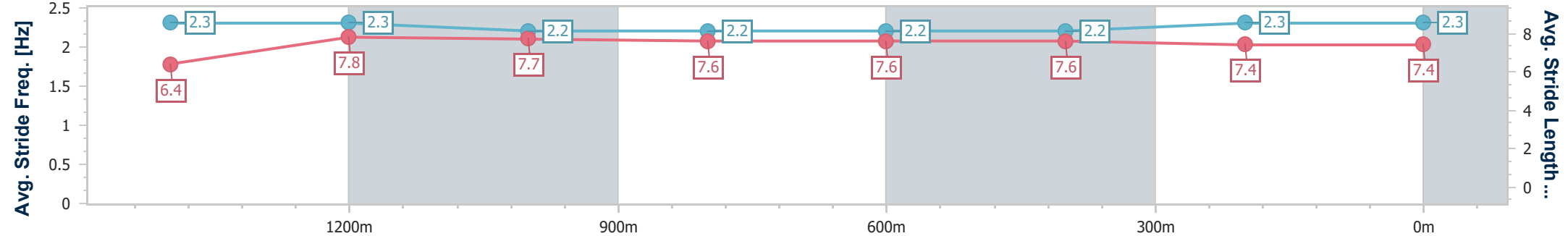
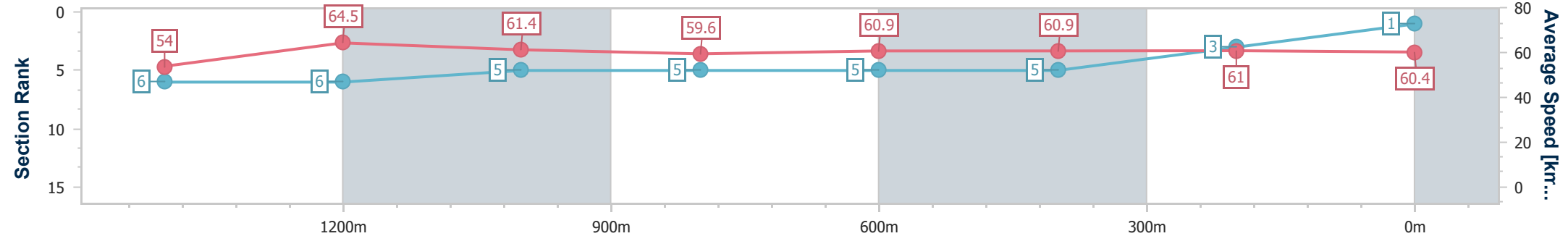
Ipswich QLD Professional
Race 6: RED BULL AUSTRALIA BENCHMARK 68 Handicap - 1690m



15 January 2025 - 16:06

Track Rating: Good 4, Weather: Fine, Rail Position: +6m Entire

Section	Overall	1400m	1200m	1000m	800m	600m	400m	200m					
Section Times	1:41.54 [1] (0:19.35)	1:22.19 [6] (0:11.03)	1:11.16 [6] (0:11.62)	0:59.54 [5] (0:12.08)	0:47.46 [5] (0:11.85)	0:35.61 [5] (0:11.86)	0:23.75 [5] (0:11.81)	0:11.94 [3] (0:11.94)					
Average Speed [km/h]	54.0	64.5	61.4	59.6	60.9	60.9	61.0	60.4					
Top Speed [km/h]	65.6	65.5	62.4	61.4	62.1	61.9	62.1	61.2					
Avg. Dist. to Rail [m]	3.5	3.1	1.9	0.5	0.5	1.1	0.6	1.1					
Avg. Stride Freq. [Hz]	2.3	2.3	2.2	2.2	2.2	2.2	2.3	2.3					
Avg. Stride Length [m]	6.4	7.8	7.7	7.6	7.6	7.6	7.4	7.4					



- [] Ranking at each section and finish
- .-.- No data available at this section
- NA No data available



Horse/Jockey Name	Prado
Final Rank	2
Fastest Section Time (Section)	0:11.06 (1400m)
Top Speed [km/h] (Section)	65.2 (1400m)
Race State	Finished



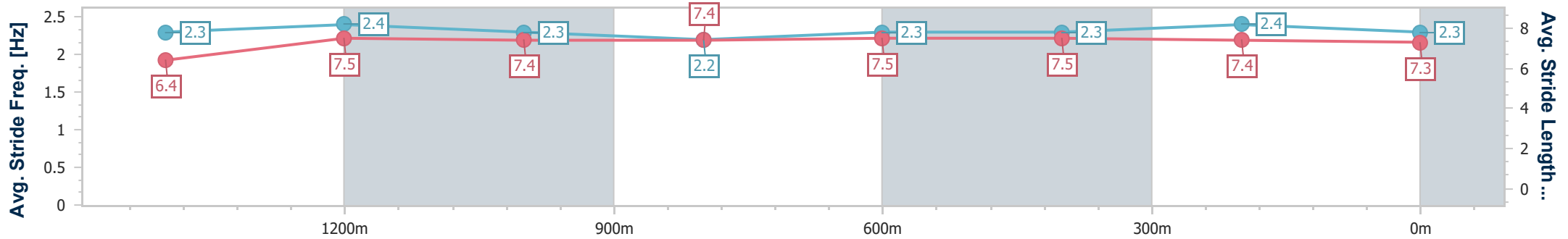
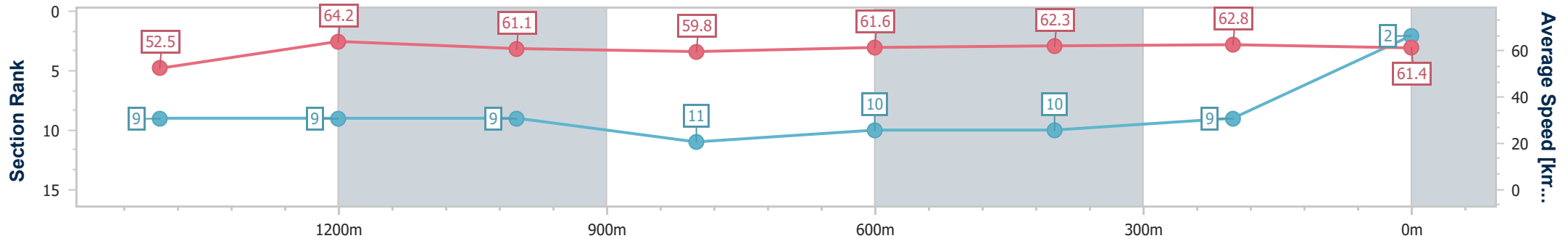
Ipswich QLD Professional
Race 6: RED BULL AUSTRALIA BENCHMARK 68 Handicap - 1690m



15 January 2025 - 16:06

Track Rating: Good 4, Weather: Fine, Rail Position: +6m Entire

Section	Overall	1400m	1200m	1000m	800m	600m	400m	200m
Section Times	1:41.65 [2] (0:19.88)	1:21.77 [9] (0:11.06)	1:10.71 [9] (0:11.72)	0:58.99 [9] (0:12.08)	0:46.91 [11] (0:11.76)	0:35.15 [10] (0:11.76)	0:23.39 [10] (0:11.70)	0:11.69 [9] (0:11.69)
Average Speed [km/h]	52.5	64.2	61.1	59.8	61.6	62.3	62.8	61.4
Top Speed [km/h]	64.5	65.2	63.5	61.9	64.2	63.7	64.0	63.5
Avg. Dist. to Rail [m]	2.3	3.0	1.2	0.6	1.8	3.9	6.1	7.9
Avg. Stride Freq. [Hz]	2.3	2.4	2.3	2.2	2.3	2.3	2.4	2.3
Avg. Stride Length [m]	6.4	7.5	7.4	7.4	7.5	7.5	7.4	7.3



- [] Ranking at each section and finish
- .-.- No data available at this section
- NA No data available



Horse/Jockey Name	Texas
Final Rank	3
Fastest Section Time (Section)	0:11.05 (1400m)
Top Speed [km/h] (Section)	65.8 (Overall)
Race State	Finished



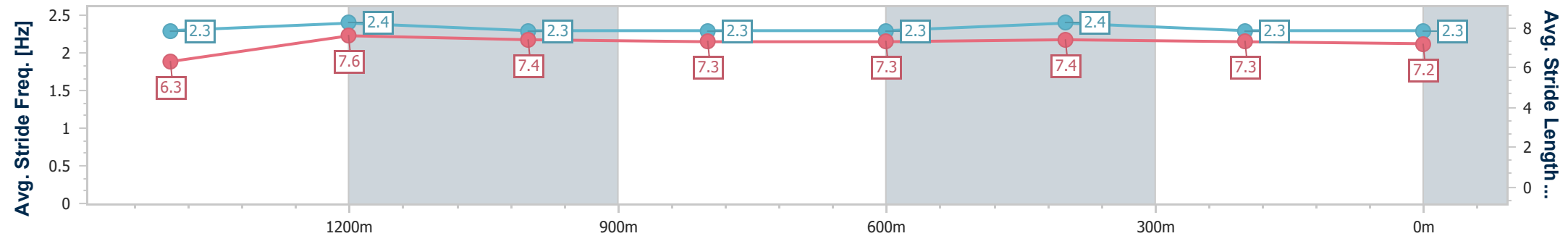
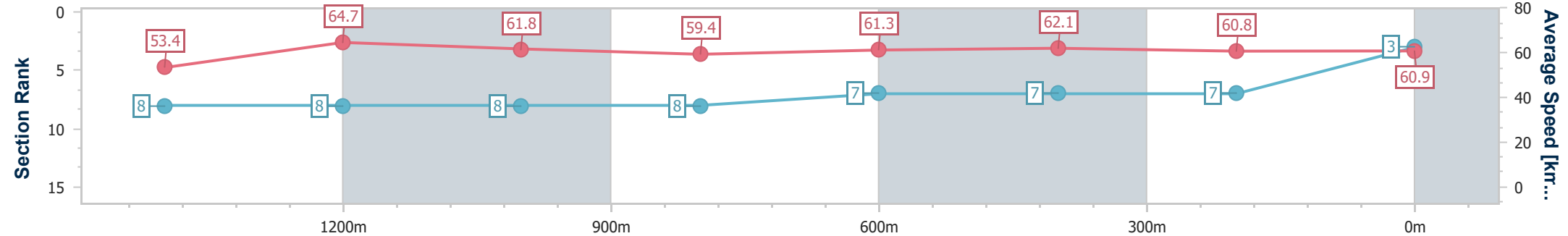
Ipswich QLD Professional
Race 6: RED BULL AUSTRALIA BENCHMARK 68 Handicap - 1690m



15 January 2025 - 16:06

Track Rating: Good 4, Weather: Fine, Rail Position: +6m Entire

Section	Overall	1400m	1200m	1000m	800m	600m	400m	200m					
Section Times	1:41.67 [3] (0:19.51)	1:22.16 [8] (0:11.05)	1:11.11 [8] (0:11.63)	0:59.48 [8] (0:12.12)	0:47.36 [8] (0:11.81)	0:35.55 [7] (0:11.74)	0:23.81 [7] (0:11.96)	0:11.85 [7] (0:11.85)					
Average Speed [km/h]	53.4	64.7	61.8	59.4	61.3	62.1	60.8	60.9					
Top Speed [km/h]	65.8	65.8	62.3	61.9	62.4	62.8	61.5	61.2					
Avg. Dist. to Rail [m]	2.3	1.9	1.1	0.6	1.3	3.0	2.7	3.1					
Avg. Stride Freq. [Hz]	2.3	2.4	2.3	2.3	2.3	2.4	2.3	2.3					
Avg. Stride Length [m]	6.3	7.6	7.4	7.3	7.3	7.4	7.3	7.2					



- [] Ranking at each section and finish
- .-.- No data available at this section
- NA No data available



Horse/Jockey Name	Kairos Louie
Final Rank	4
Fastest Section Time (Section)	0:11.12 (1400m)
Top Speed [km/h] (Section)	65.9 (Overall)
Race State	Finished



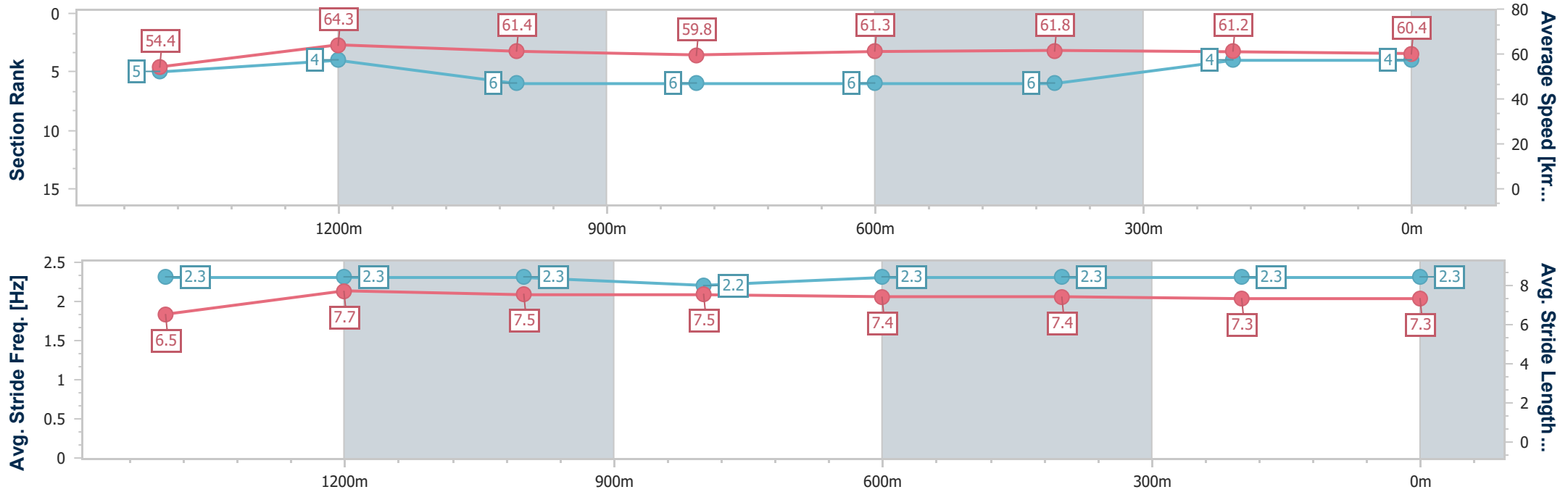
Ipswich QLD Professional
Race 6: RED BULL AUSTRALIA BENCHMARK 68 Handicap - 1690m



15 January 2025 - 16:06

Track Rating: Good 4, Weather: Fine, Rail Position: +6m Entire

Section	Overall	1400m	1200m	1000m	800m	600m	400m	200m
Section Times	1:41.67 [4] (0:19.17)	1:22.50 [5] (0:11.12)	1:11.38 [4] (0:11.74)	0:59.64 [6] (0:12.14)	0:47.50 [6] (0:11.87)	0:35.63 [6] (0:11.81)	0:23.82 [6] (0:11.88)	0:11.94 [4] (0:11.94)
Average Speed [km/h]	54.4	64.3	61.4	59.8	61.3	61.8	61.2	60.4
Top Speed [km/h]	65.9	65.5	62.7	61.1	62.3	62.6	62.6	61.5
Avg. Dist. to Rail [m]	3.5	1.7	0.9	2.2	2.6	3.0	3.7	3.7
Avg. Stride Freq. [Hz]	2.3	2.3	2.3	2.2	2.3	2.3	2.3	2.3
Avg. Stride Length [m]	6.5	7.7	7.5	7.5	7.4	7.4	7.3	7.3



- [] Ranking at each section and finish
- .-.- No data available at this section
- NA No data available



Horse/Jockey Name	Twisted Mistress
Final Rank	5
Fastest Section Time (Section)	0:11.02 (1400m)
Top Speed [km/h] (Section)	65.1 (Overall)
Race State	Finished



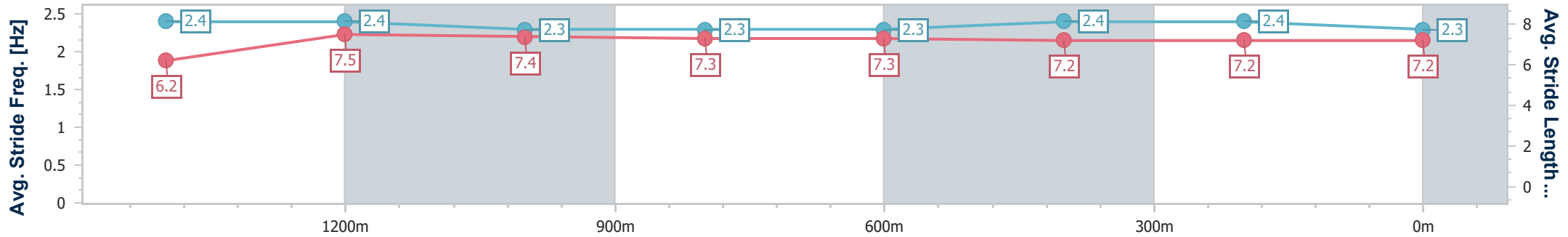
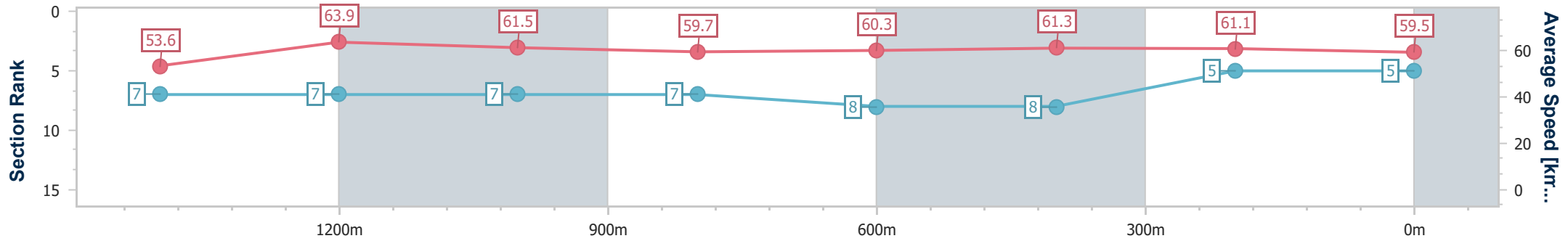
Ipswich QLD Professional
Race 6: RED BULL AUSTRALIA BENCHMARK 68 Handicap - 1690m



15 January 2025 - 16:06

Track Rating: Good 4, Weather: Fine, Rail Position: +6m Entire

Section	Overall	1400m	1200m	1000m	800m	600m	400m	200m
Section Times	1:41.85 [5] (0:19.49)	1:22.36 [7] (0:11.02)	1:11.34 [7] (0:11.63)	0:59.71 [7] (0:12.03)	0:47.68 [7] (0:11.96)	0:35.72 [8] (0:11.81)	0:23.91 [8] (0:11.83)	0:12.08 [5] (0:12.08)
Average Speed [km/h]	53.6	63.9	61.5	59.7	60.3	61.3	61.1	59.5
Top Speed [km/h]	65.1	65.0	62.8	61.8	61.5	62.1	61.8	60.8
Avg. Dist. to Rail [m]	2.6	4.4	2.5	0.6	0.6	1.5	0.7	2.2
Avg. Stride Freq. [Hz]	2.4	2.4	2.3	2.3	2.3	2.4	2.4	2.3
Avg. Stride Length [m]	6.2	7.5	7.4	7.3	7.3	7.2	7.2	7.2



- [] Ranking at each section and finish
- .-.- No data available at this section
- NA No data available



Horse/Jockey Name	New Maher
Final Rank	6
Fastest Section Time (Section)	0:11.01 (1400m)
Top Speed [km/h] (Section)	67.0 (1400m)
Race State	Finished



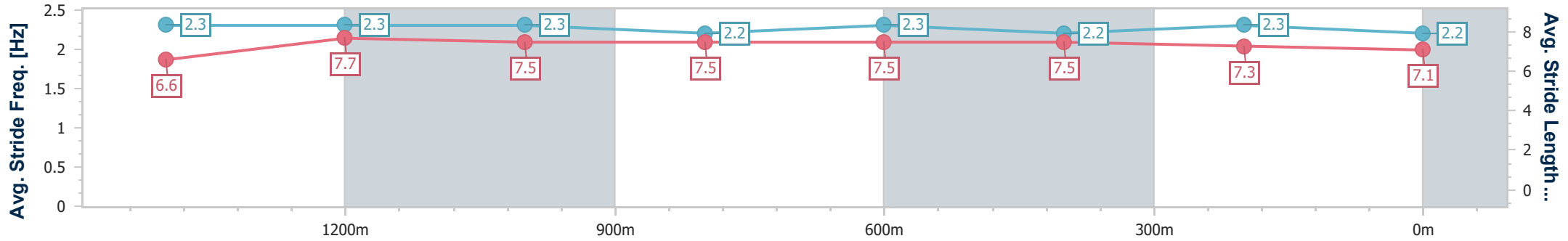
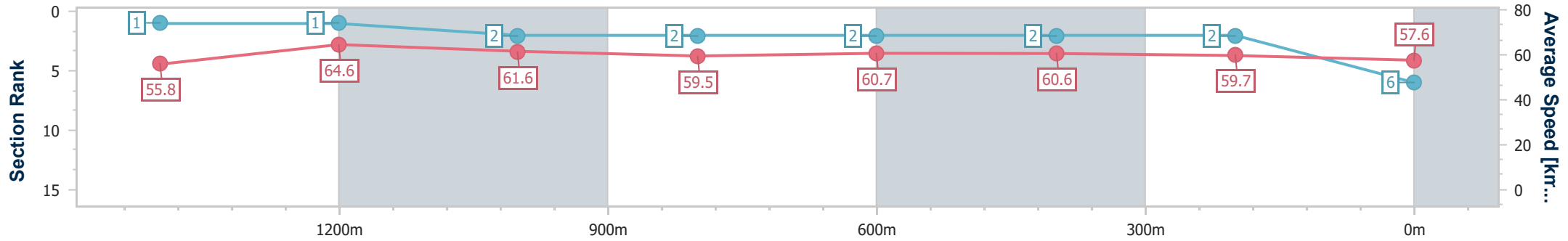
Ipswich QLD Professional
 Race 6: RED BULL AUSTRALIA BENCHMARK 68 Handicap - 1690m



15 January 2025 - 16:06

Track Rating: Good 4, Weather: Fine, Rail Position: +6m Entire

Section	Overall	1400m	1200m	1000m	800m	600m	400m	200m
Section Times	1:41.96 [6] (0:18.75)	1:23.21 [1] (0:11.01)	1:12.20 [1] (0:11.60)	1:00.60 [2] (0:12.15)	0:48.45 [2] (0:11.97)	0:36.48 [2] (0:11.98)	0:24.50 [2] (0:12.02)	0:12.48 [2] (0:12.48)
Average Speed [km/h]	55.8	64.6	61.6	59.5	60.7	60.6	59.7	57.6
Top Speed [km/h]	66.6	67.0	63.3	61.4	61.4	61.0	60.7	59.3
Avg. Dist. to Rail [m]	5.8	3.0	1.3	0.8	2.3	1.9	0.3	0.5
Avg. Stride Freq. [Hz]	2.3	2.3	2.3	2.2	2.3	2.2	2.3	2.2
Avg. Stride Length [m]	6.6	7.7	7.5	7.5	7.5	7.5	7.3	7.1



- [] Ranking at each section and finish
- .-.- No data available at this section
- NA No data available



Horse/Jockey Name	Grinzing Knight
Final Rank	7
Fastest Section Time (Section)	0:11.16 (1400m)
Top Speed [km/h] (Section)	65.7 (Overall)
Race State	Finished



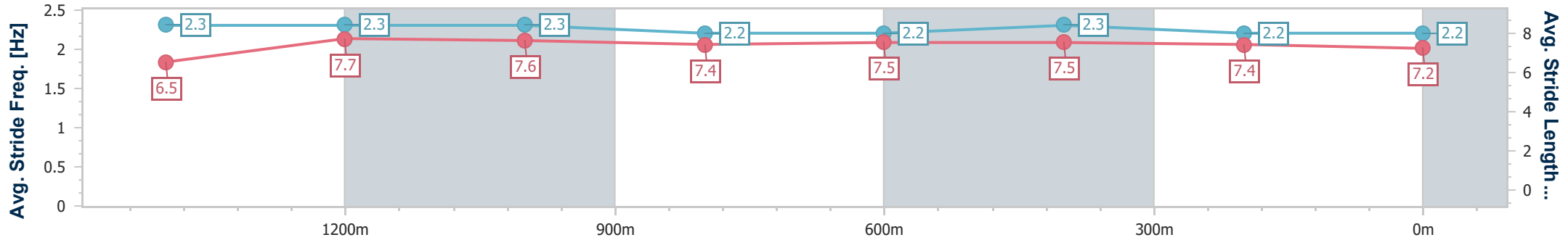
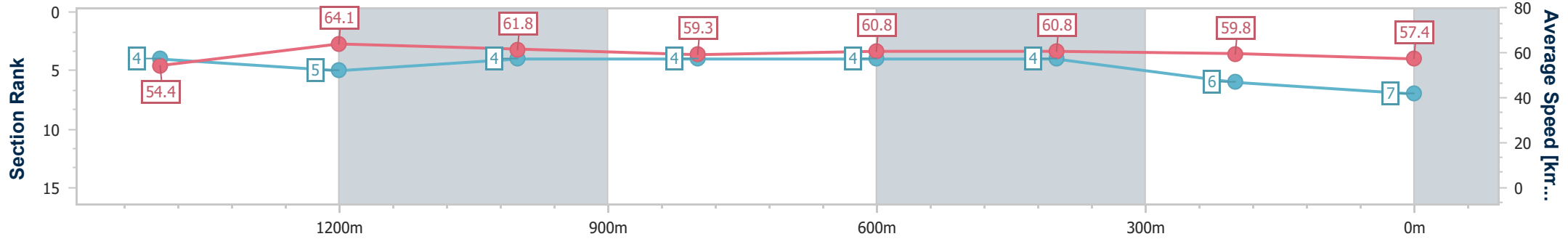
Ipswich QLD Professional
Race 6: RED BULL AUSTRALIA BENCHMARK 68 Handicap - 1690m



15 January 2025 - 16:06

Track Rating: Good 4, Weather: Fine, Rail Position: +6m Entire

Section	Overall	1400m	1200m	1000m	800m	600m	400m	200m
Section Times	1:42.27 [7] (0:19.16)	1:23.11 [4] (0:11.16)	1:11.95 [5] (0:11.54)	1:00.41 [4] (0:12.12)	0:48.29 [4] (0:11.82)	0:36.47 [4] (0:11.88)	0:24.59 [4] (0:12.10)	0:12.49 [6] (0:12.49)
Average Speed [km/h]	54.4	64.1	61.8	59.3	60.8	60.8	59.8	57.4
Top Speed [km/h]	65.7	65.5	62.3	61.4	61.9	61.9	60.7	59.5
Avg. Dist. to Rail [m]	1.4	2.1	1.8	1.1	0.4	0.6	2.0	3.4
Avg. Stride Freq. [Hz]	2.3	2.3	2.3	2.2	2.2	2.3	2.2	2.2
Avg. Stride Length [m]	6.5	7.7	7.6	7.4	7.5	7.5	7.4	7.2



- [] Ranking at each section and finish
- .-.- No data available at this section
- NA No data available



Horse/Jockey Name	Tambourine Man
Final Rank	8
Fastest Section Time (Section)	0:10.96 (1400m)
Top Speed [km/h] (Section)	67.0 (1400m)
Race State	Finished



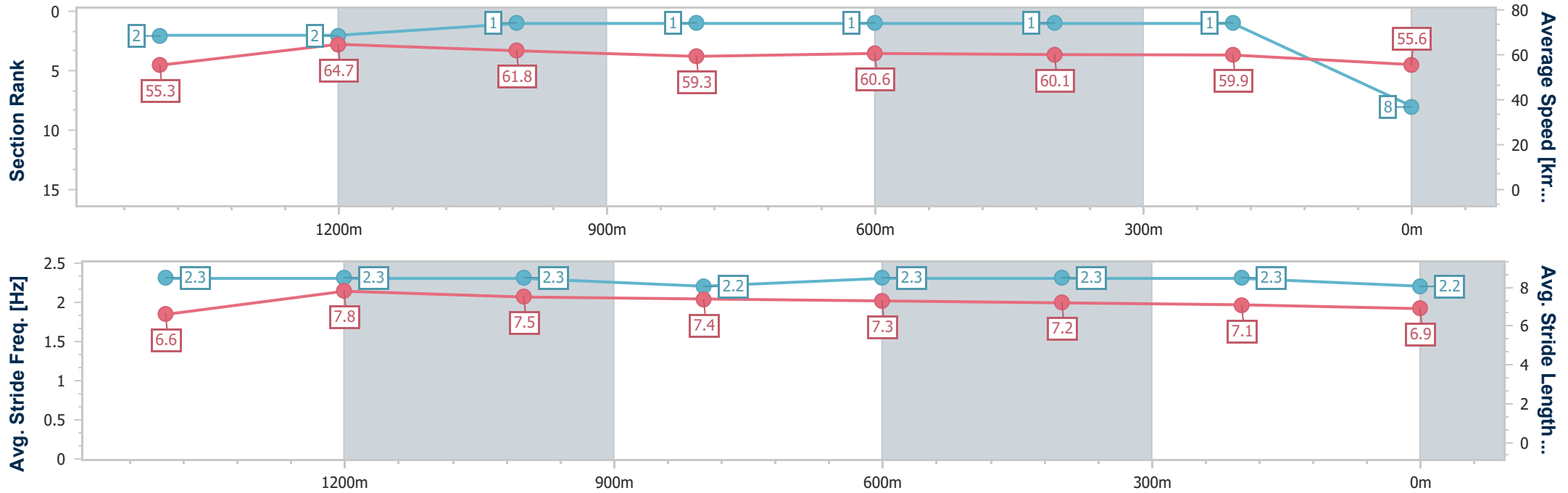
Ipswich QLD Professional
Race 6: RED BULL AUSTRALIA BENCHMARK 68 Handicap - 1690m



15 January 2025 - 16:06

Track Rating: Good 4, Weather: Fine, Rail Position: +6m Entire

Section	Overall	1400m	1200m	1000m	800m	600m	400m	200m					
Section Times	1:42.40 [8] (0:18.86)	1:23.54 [2] (0:10.96)	1:12.58 [2] (0:11.51)	1:01.07 [1] (0:12.13)	0:48.94 [1] (0:11.92)	0:37.02 [1] (0:12.06)	0:24.96 [1] (0:11.97)	0:12.99 [1] (0:12.99)					
Average Speed [km/h]	55.3	64.7	61.8	59.3	60.6	60.1	59.9	55.6					
Top Speed [km/h]	66.6	67.0	63.9	60.6	61.1	60.7	61.1	59.2					
Avg. Dist. to Rail [m]	1.8	3.5	2.4	0.7	0.7	1.2	0.3	0.6					
Avg. Stride Freq. [Hz]	2.3	2.3	2.3	2.2	2.3	2.3	2.3	2.2					
Avg. Stride Length [m]	6.6	7.8	7.5	7.4	7.3	7.2	7.1	6.9					



- [] Ranking at each section and finish
- .-.- No data available at this section
- NA No data available



Horse/Jockey Name	Applications
Final Rank	9
Fastest Section Time (Section)	0:11.07 (1400m)
Top Speed [km/h] (Section)	66.4 (Overall)
Race State	Finished



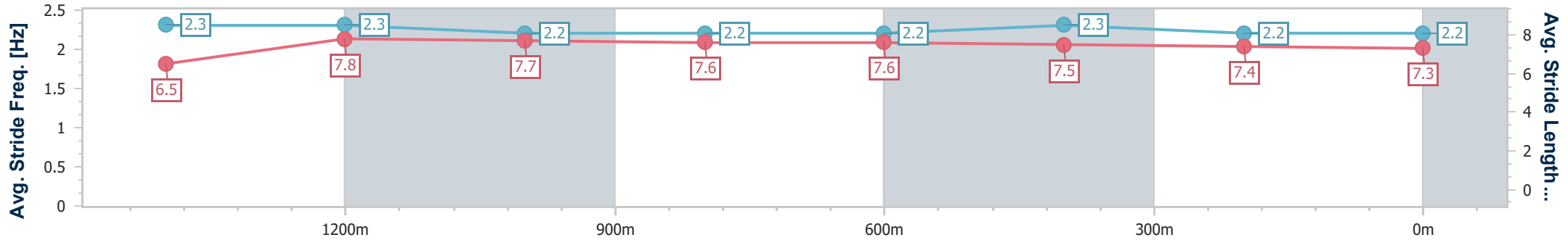
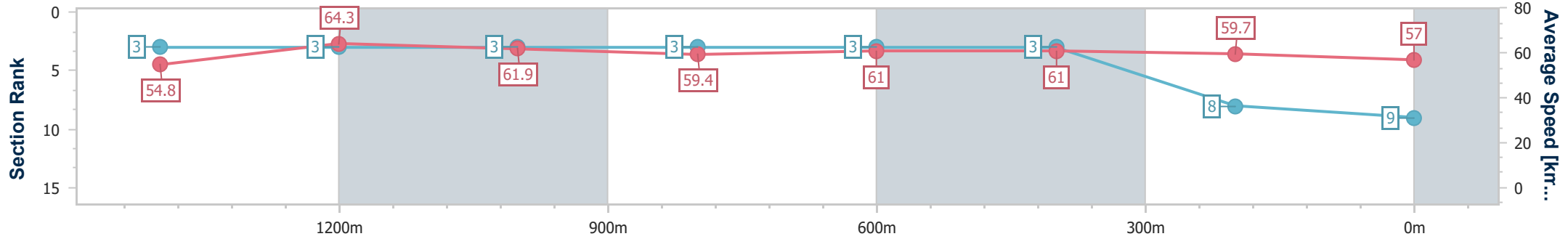
Ipswich QLD Professional
Race 6: RED BULL AUSTRALIA BENCHMARK 68 Handicap - 1690m



15 January 2025 - 16:06

Track Rating: Good 4, Weather: Fine, Rail Position: +6m Entire

Section	Overall	1400m	1200m	1000m	800m	600m	400m	200m
Section Times	1:42.42 [9] (0:19.06)	1:23.36 [3] (0:11.07)	1:12.29 [3] (0:11.57)	1:00.72 [3] (0:12.16)	0:48.56 [3] (0:11.87)	0:36.69 [3] (0:11.91)	0:24.78 [3] (0:12.19)	0:12.59 [8] (0:12.59)
Average Speed [km/h]	54.8	64.3	61.9	59.4	61.0	61.0	59.7	57.0
Top Speed [km/h]	66.4	65.4	62.9	60.9	61.9	61.3	60.5	58.9
Avg. Dist. to Rail [m]	1.5	2.4	1.2	0.4	1.6	2.3	2.9	4.5
Avg. Stride Freq. [Hz]	2.3	2.3	2.2	2.2	2.2	2.3	2.2	2.2
Avg. Stride Length [m]	6.5	7.8	7.7	7.6	7.6	7.5	7.4	7.3



- [] Ranking at each section and finish
- .-.- No data available at this section
- NA No data available



Horse/Jockey Name	Evocator
Final Rank	10
Fastest Section Time (Section)	0:11.02 (1400m)
Top Speed [km/h] (Section)	65.9 (1400m)
Race State	Finished



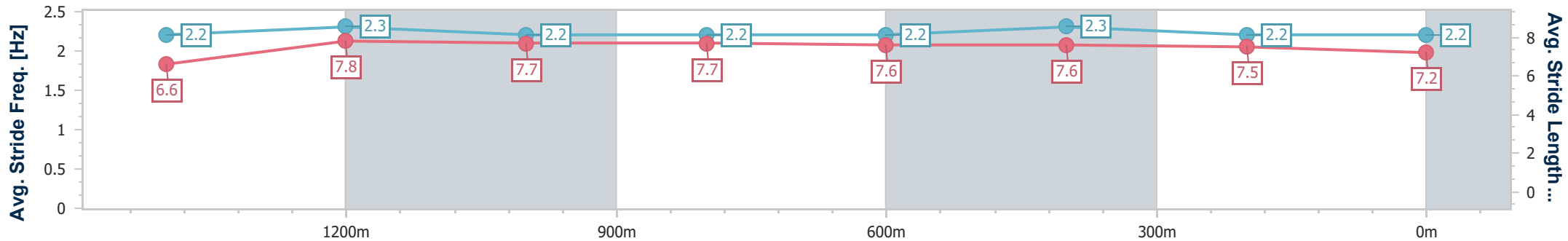
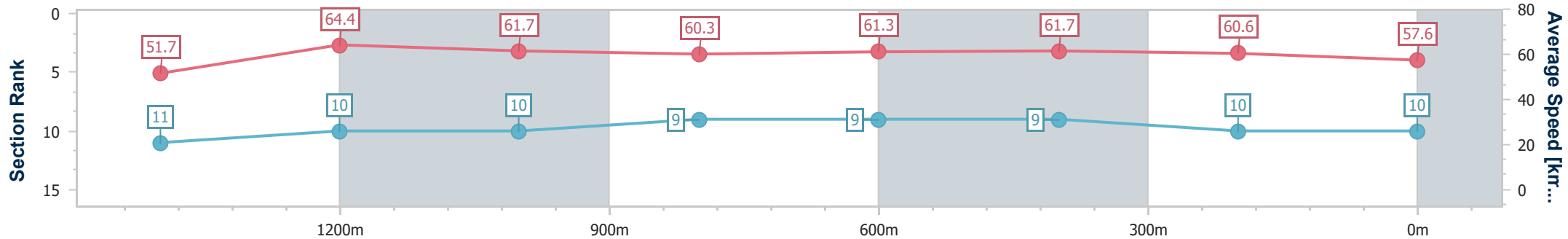
Ipswich QLD Professional
Race 6: RED BULL AUSTRALIA BENCHMARK 68 Handicap - 1690m



15 January 2025 - 16:06

Track Rating: Good 4, Weather: Fine, Rail Position: +6m Entire

Section	Overall	1400m	1200m	1000m	800m	600m	400m	200m					
Section Times	1:42.52 [10] (0:20.16)	1:22.36 [11] (0:11.02)	1:11.34 [10] (0:11.49)	0:59.85 [10] (0:11.92)	0:47.93 [9] (0:11.76)	0:36.17 [9] (0:11.73)	0:24.44 [9] (0:11.94)	0:12.50 [10] (0:12.50)					
Average Speed [km/h]	51.7	64.4	61.7	60.3	61.3	61.7	60.6	57.6					
Top Speed [km/h]	64.4	65.9	64.1	61.5	62.3	62.8	61.0	60.4					
Avg. Dist. to Rail [m]	3.0	4.2	3.0	1.7	0.7	2.0	0.7	0.8					
Avg. Stride Freq. [Hz]	2.2	2.3	2.2	2.2	2.2	2.3	2.2	2.2					
Avg. Stride Length [m]	6.6	7.8	7.7	7.7	7.6	7.6	7.5	7.2					



- [] Ranking at each section and finish
- .-.- No data available at this section
- NA No data available



Horse/Jockey Name	Spoke To Rajiv
Final Rank	11
Fastest Section Time (Section)	0:11.14 (1400m)
Top Speed [km/h] (Section)	64.8 (1400m)
Race State	Finished



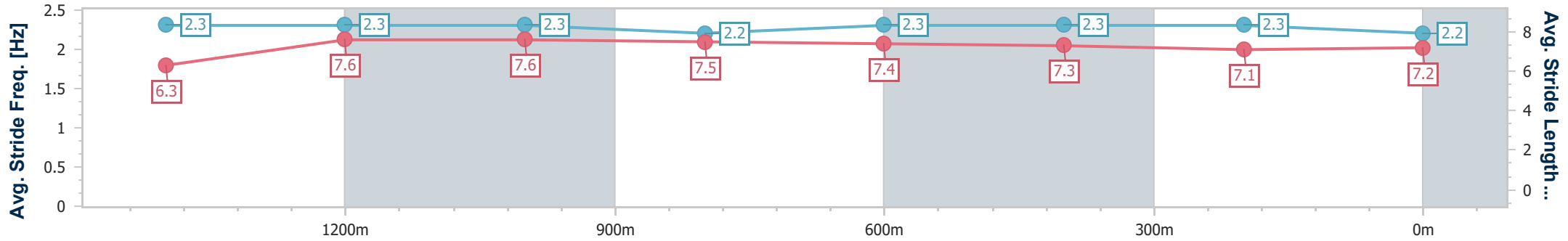
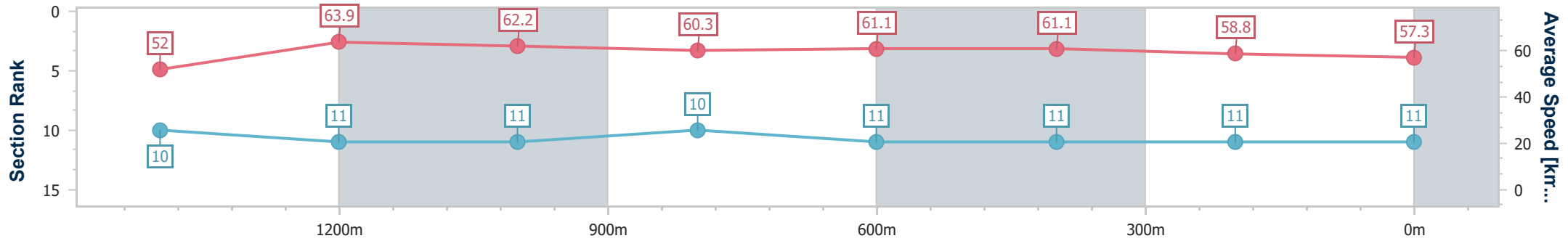
Ipswich QLD Professional
Race 6: RED BULL AUSTRALIA BENCHMARK 68 Handicap - 1690m



15 January 2025 - 16:06

Track Rating: Good 4, Weather: Fine, Rail Position: +6m Entire

Section	Overall	1400m	1200m	1000m	800m	600m	400m	200m				
Section Times	1:43.29 [11] (0:20.07)	1:23.22 [10] (0:11.14)	1:12.08 [11] (0:11.53)	1:00.55 [11] (0:11.97)	0:48.58 [10] (0:11.89)	0:36.69 [11] (0:11.86)	0:24.83 [11] (0:12.27)	0:12.56 [11] (0:12.56)				
Average Speed [km/h]	52.0	63.9	62.2	60.3	61.1	61.1	58.8	57.3				
Top Speed [km/h]	64.0	64.8	64.8	61.3	62.4	62.0	60.3	58.7				
Avg. Dist. to Rail [m]	3.2	2.5	1.3	0.7	2.0	2.4	1.0	1.4				
Avg. Stride Freq. [Hz]	2.3	2.3	2.3	2.2	2.3	2.3	2.3	2.2				
Avg. Stride Length [m]	6.3	7.6	7.6	7.5	7.4	7.3	7.1	7.2				



- [] Ranking at each section and finish
- .-.- No data available at this section
- NA No data available