

Track Rating: Good 4, Weather: Fine, Rail Position: +6m Entire

Section		Field Times												
		Overall	1400m	1200m	1000m	800m	600m	400m	Last 600m					
		1:42.57 (0:20.05)	1:22.52 (0:11.57)	1:10.95 (0:11.77)	0:59.18 (0:12.07)	0:47.11 (0:11.95)	0:35.16 (0:11.68)	0:23.48 (0:11.61)	0:35.16					
Rank	TAB	Horse/Jockey	Barrier	Top Speed [km/h]	Fastest Section								Distance Travelled [m]	
1	5	ABLE SEAMAN Angela Jones	4	63.5 200m	0:11.56 400m	1:42.57 [1] (0:20.37)	1:22.20 [6] (0:11.62)	1:10.58 [6] (0:11.71)	0:58.87 [4] (0:12.09)	0:46.78 [4] (0:11.89)	0:34.89 [4] (0:11.71)	0:23.18 [3] (0:11.56)	0:34.89	
2	18	THE KHAN Damien Thornton	1	62.3 400m	0:11.57 1400m	1:42.72 [2] (0:20.05)	1:22.67 [1] (0:11.57)	1:11.10 [1] (0:11.77)	0:59.33 [1] (0:12.07)	0:47.26 [1] (0:11.95)	0:35.31 [1] (0:11.68)	0:23.63 [1] (0:11.61)	0:35.31	-1
3	7	NITROGEN Justin Huxtable	6	64.8 400m	0:11.47 400m	1:42.88 [3] (0:20.49)	1:22.39 [7] (0:11.66)	1:10.73 [7] (0:11.72)	0:59.01 [6] (0:12.15)	0:46.86 [6] (0:11.90)	0:34.96 [5] (0:11.72)	0:23.24 [5] (0:11.47)	0:34.96	+1
4	15	BLUEPRINT Robbie Dolan	9	64.1 400m	0:11.48 400m	1:43.13 [4] (0:20.78)	1:22.35 [9] (0:11.67)	1:10.68 [8] (0:11.79)	0:58.89 [8] (0:12.06)	0:46.83 [8] (0:11.80)	0:35.03 [8] (0:11.71)	0:23.32 [7] (0:11.48)	0:35.03	-1
5	2	ZINOTAR James Orman	3	62.7 400m	0:11.70 1400m	1:43.27 [5] (0:20.23)	1:23.04 [3] (0:11.70)	1:11.34 [4] (0:11.91)	0:59.43 [5] (0:12.16)	0:47.27 [5] (0:12.00)	0:35.27 [6] (0:11.76)	0:23.51 [6] (0:11.71)	0:35.27	+5
6	16	FLASH PRINCE Taylor Marshall	7	63.3 600m	0:11.67 1200m	1:43.50 [6] (0:20.92)	1:22.58 [10] (0:11.98)	1:10.60 [11] (0:11.67)	0:58.93 [10] (0:12.11)	0:46.82 [10] (0:11.72)	0:35.10 [10] (0:11.67)	0:23.43 [11] (0:11.75)	0:35.10	+3
7	6	MOONSHINE RUN Bailey Wheeler	5	63.2 1400m	0:11.62 1400m	1:43.65 [7] (0:20.07)	1:23.58 [2] (0:11.62)	1:11.96 [2] (0:11.83)	1:00.13 [2] (0:12.13)	0:48.00 [2] (0:11.92)	0:36.08 [3] (0:11.75)	0:24.33 [2] (0:11.95)	0:36.08	+4
8	3	FOURANDAHALF Jag Guthmann-Chester	8	62.3 1400m	0:11.70 1400m	1:43.74 [8] (0:20.24)	1:23.50 [5] (0:11.70)	1:11.80 [5] (0:12.00)	0:59.80 [7] (0:12.20)	0:47.60 [7] (0:11.93)	0:35.67 [7] (0:11.81)	0:23.86 [8] (0:11.83)	0:35.67	+9
9	1	JUNGLE PRINCE Jasper Franklin	13	62.9 600m	0:11.73 600m	1:43.83 [9] (0:20.66)	1:23.17 [8] (0:11.94)	1:11.23 [9] (0:11.78)	0:59.45 [9] (0:12.10)	0:47.35 [9] (0:11.85)	0:35.50 [9] (0:11.73)	0:23.77 [10] (0:11.84)	0:35.50	+7
10	10	DANNY'S BOY Georgina Cartwright	11	63.9 1400m	0:11.46 1400m	1:43.96 [10] (0:20.24)	1:23.72 [4] (0:11.46)	1:12.26 [3] (0:11.89)	1:00.37 [3] (0:12.11)	0:48.26 [3] (0:11.84)	0:36.42 [2] (0:11.90)	0:24.52 [4] (0:12.15)	0:36.42	+8

Scratched: Superargo (#19), Migratory (#13), So You Can Torque (#8), Medical Autocrat (#9), Wild Gypsy (#4)

Track Rating: Good 4, Weather: Fine, Rail Position: +6m Entire

Section	Overall	1400m	1200m	1000m	800m	600m	400m	Last 600m						
Field Times	1:42.57 (0:20.05)	1:22.52 (0:11.57)	1:10.95 (0:11.77)	0:59.18 (0:12.07)	0:47.11 (0:11.95)	0:35.16 (0:11.68)	0:23.48 (0:11.61)	0:35.16						
Rank	TAB	Horse/Jockey	Barrier	Top Speed [km/h]	Fastest Section									Distance Travelled [m]
11	14	MAKE HASTE Emily Lang	2	64.1 800m	0:11.42 800m	1:44.09 [11] (0:21.62)	1:22.47 [14] (0:12.10)	1:10.37 [14] (0:11.46)	0:58.91 [14] (0:11.91)	0:47.00 [14] (0:11.42)	0:35.58 [12] (0:11.60)	0:23.98 [12] (0:12.01)	0:35.58	+12
12	11	FORT DENISON Luke Tarrant	14	63.8 600m	0:11.57 1200m	1:44.11 [12] (0:21.48)	1:22.63 [13] (0:11.87)	1:10.76 [13] (0:11.57)	0:59.19 [13] (0:12.08)	0:47.11 [13] (0:11.62)	0:35.49 [14] (0:11.60)	0:23.89 [14] (0:11.81)	0:35.49	+11
13	17	ADELAIDE'S LACE Anthony Allen	12	63.6 800m	0:11.57 1200m	1:44.48 [13] (0:21.19)	1:23.29 [12] (0:12.06)	1:11.23 [12] (0:11.57)	0:59.66 [12] (0:12.13)	0:47.53 [12] (0:11.62)	0:35.91 [13] (0:11.62)	0:24.29 [13] (0:11.82)	0:35.91	+1
14	12	SUNBEAM LEGEND Cody Collis	10	64.4 600m	0:11.48 600m	1:44.88 [14] (0:20.98)	1:23.90 [11] (0:11.87)	1:12.03 [10] (0:11.75)	1:00.28 [11] (0:12.13)	0:48.15 [11] (0:11.76)	0:36.39 [11] (0:11.48)	0:24.91 [9] (0:12.30)	0:36.39	+10

Scratched: Superargo (#19), Migratory (#13), So You Can Torque (#8), Medical Autocrat (#9), Wild Gypsy (#4)



Ipswich QLD Professional
Race 7: GORDON'S GIN Class 1 Handicap - 1690m
15 January 2025 - 16:35



Track Rating: Good 4, Weather: Fine, Rail Position: +6m Entire

Section							200m			Last 600m
Field Times							0:11.87			0:35.16
							(0:11.87)			
Rank	TAB	Horse/Jockey	Barrier	Top Speed [km/h]	Fastest Section	Margin			Distance Travelled [m]	
1	5	ABLE SEAMAN Angela Jones	4	63.5 200m	0:11.56 400m	0:11.62 [2] (0:11.62)	1:42.57		0:34.89	
2	18	THE KHAN Damien Thornton	1	62.3 400m	0:11.57 1400m	0:12.02 [1] (0:12.02)	0.88L		0:35.31 -1	
3	7	NITROGEN Justin Huxtable	6	64.8 400m	0:11.47 400m	0:11.77 [3] (0:11.77)	1.78L		0:34.96 +1	
4	15	BLUEPRINT Robbie Dolan	9	64.1 400m	0:11.48 400m	0:11.84 [5] (0:11.84)	3.29L		0:35.03 -1	
5	2	ZINOTAR James Orman	3	62.7 400m	0:11.70 1400m	0:11.80 [6] (0:11.80)	4.11L		0:35.27 +5	
6	16	FLASH PRINCE Taylor Marshall	7	63.3 600m	0:11.67 1200m	0:11.68 [9] (0:11.68)	5.47L		0:35.10 +3	
7	6	MOONSHINE RUN Bailey Wheeler	5	63.2 1400m	0:11.62 1400m	0:12.38 [4] (0:12.38)	6.35L		0:36.08 +4	
8	3	FOURANDAHALF Jag Guthmann-Chester	8	62.3 1400m	0:11.70 1400m	0:12.03 [8] (0:12.03)	6.83L		0:35.67 +9	
9	1	JUNGLE PRINCE Jasper Franklin	13	62.9 600m	0:11.73 600m	0:11.93 [10] (0:11.93)	7.36L		0:35.50 +7	
10	10	DANNY'S BOY Georgina Cartwright	11	63.9 1400m	0:11.46 1400m	0:12.37 [7] (0:12.37)	8.14L		0:36.42 +8	

Scratched: Superargo (#19), Migratory (#13), So You Can Torque (#8), Medical Autocrat (#9), Wild Gypsy (#4)

[] Ranking at each section and finish
 -:-:- No data available at this section
 NA No data available

SCN Saddle cloth number
 DNF Did not finish
 DNT Did not track



Ipswich QLD Professional
Race 7: GORDON'S GIN Class 1 Handicap - 1690m
 15 January 2025 - 16:35



Track Rating: Good 4, Weather: Fine, Rail Position: +6m Entire

Section				200m				Last 600m	
Field Times				0:11.87 (0:11.87)				0:35.16	
Rank	TAB	Horse/Jockey	Barrier	Top Speed [km/h]	Fastest Section	Margin			Distance Travelled [m]
11	14	MAKE HASTE Emily Lang	2	64.1 800m	0:11.42 800m 0:11.97 [13] (0:11.97)	8.89L		0:35.58	+12
12	11	FORT DENISON Luke Tarrant	14	63.8 600m	0:11.57 1200m 0:12.08 [12] (0:12.08)	9.03L		0:35.49	+11
13	17	ADELAIDE'S LACE Anthony Allen	12	63.6 800m	0:11.57 1200m 0:12.47 [11] (0:12.47)	11.21L		0:35.91	+1
14	12	SUNBEAM LEGEND Cody Collis	10	64.4 600m	0:11.48 600m 0:12.61 [14] (0:12.61)	13.54L		0:36.39	+10

Scratched: Superargo (#19), Migratory (#13), So You Can Torque (#8), Medical Autocrat (#9), Wild Gypsy (#4)

[] Ranking at each section and finish
 -:-:- No data available at this section
 NA No data available

SCN Saddle cloth number
 DNF Did not finish
 DNT Did not track



Horse/Jockey Name	Able Seaman
Final Rank	1
Fastest Section Time (Section)	0:11.56 (400m)
Top Speed [km/h] (Section)	63.5 (200m)
Race State	Finished



Ipswich QLD Professional

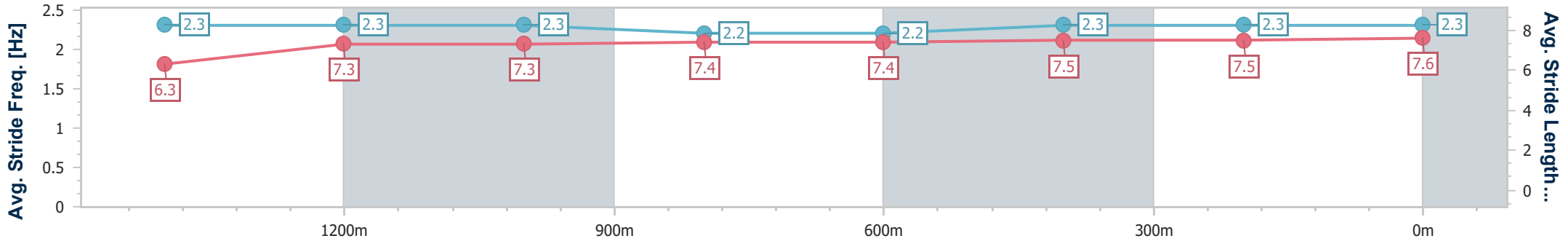
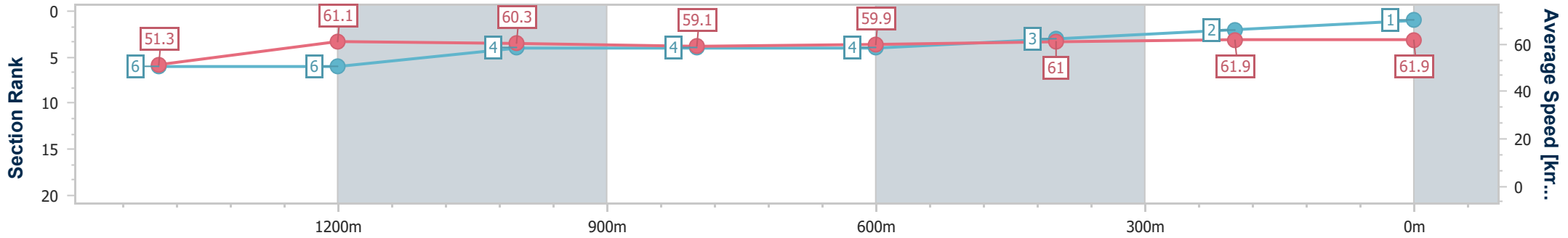
Race 7: GORDON'S GIN Class 1 Handicap - 1690m

15 January 2025 - 16:35



Track Rating: Good 4, Weather: Fine, Rail Position: +6m Entire

Section	Overall	1400m	1200m	1000m	800m	600m	400m	200m
Section Times	1:42.57 [1] (0:20.37)	1:22.20 [6] (0:11.62)	1:10.58 [6] (0:11.71)	0:58.87 [4] (0:12.09)	0:46.78 [4] (0:11.89)	0:34.89 [4] (0:11.71)	0:23.18 [3] (0:11.56)	0:11.62 [2] (0:11.62)
Average Speed [km/h]	51.3	61.1	60.3	59.1	59.9	61.0	61.9	61.9
Top Speed [km/h]	62.0	61.5	61.3	59.7	60.6	61.9	63.4	63.5
Avg. Dist. to Rail [m]	2.4	3.8	4.2	3.8	2.6	1.8	1.2	1.9
Avg. Stride Freq. [Hz]	2.3	2.3	2.3	2.2	2.2	2.3	2.3	2.3
Avg. Stride Length [m]	6.3	7.3	7.3	7.4	7.4	7.5	7.5	7.6



- [] Ranking at each section and finish
- .-.- No data available at this section
- NA No data available



Horse/Jockey Name	The Khan
Final Rank	2
Fastest Section Time (Section)	0:11.57 (1400m)
Top Speed [km/h] (Section)	62.3 (400m)
Race State	Finished



Ipswich QLD Professional

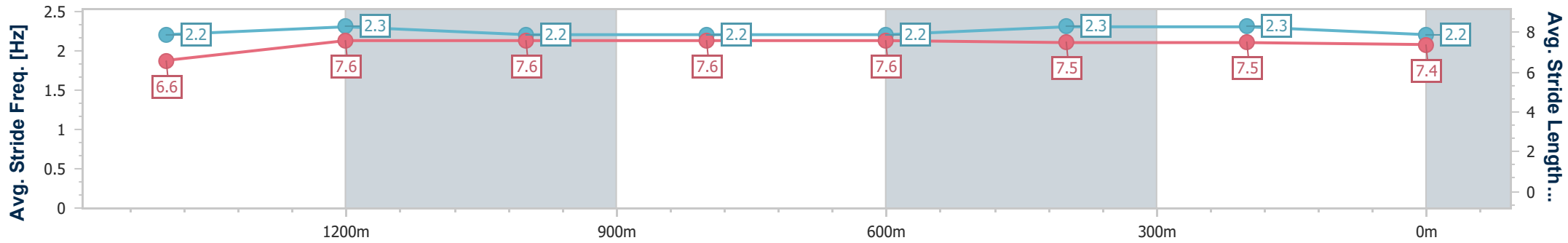
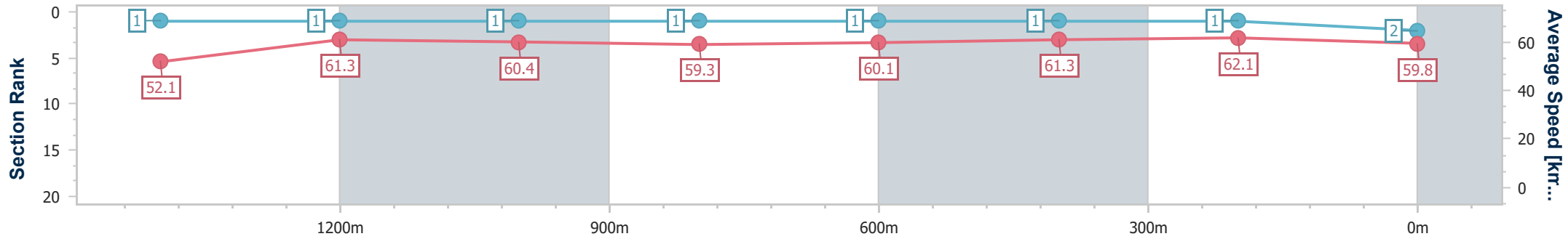
Race 7: GORDON'S GIN Class 1 Handicap - 1690m

15 January 2025 - 16:35



Track Rating: Good 4, Weather: Fine, Rail Position: +6m Entire

Section	Overall	1400m	1200m	1000m	800m	600m	400m	200m
Section Times	1:42.72 [2] (0:20.05)	1:22.67 [1] (0:11.57)	1:11.10 [1] (0:11.77)	0:59.33 [1] (0:12.07)	0:47.26 [1] (0:11.95)	0:35.31 [1] (0:11.68)	0:23.63 [1] (0:11.61)	0:12.02 [1] (0:12.02)
Average Speed [km/h]	52.1	61.3	60.4	59.3	60.1	61.3	62.1	59.8
Top Speed [km/h]	61.3	62.0	62.0	59.7	60.6	62.2	62.3	61.5
Avg. Dist. to Rail [m]	2.4	3.2	2.8	2.0	1.1	0.6	0.7	0.6
Avg. Stride Freq. [Hz]	2.2	2.3	2.2	2.2	2.2	2.3	2.3	2.2
Avg. Stride Length [m]	6.6	7.6	7.6	7.6	7.6	7.5	7.5	7.4



- [] Ranking at each section and finish
- .-.- No data available at this section
- NA No data available



Horse/Jockey Name	Nitrogen
Final Rank	3
Fastest Section Time (Section)	0:11.47 (400m)
Top Speed [km/h] (Section)	64.8 (400m)
Race State	Finished



Ipswich QLD Professional

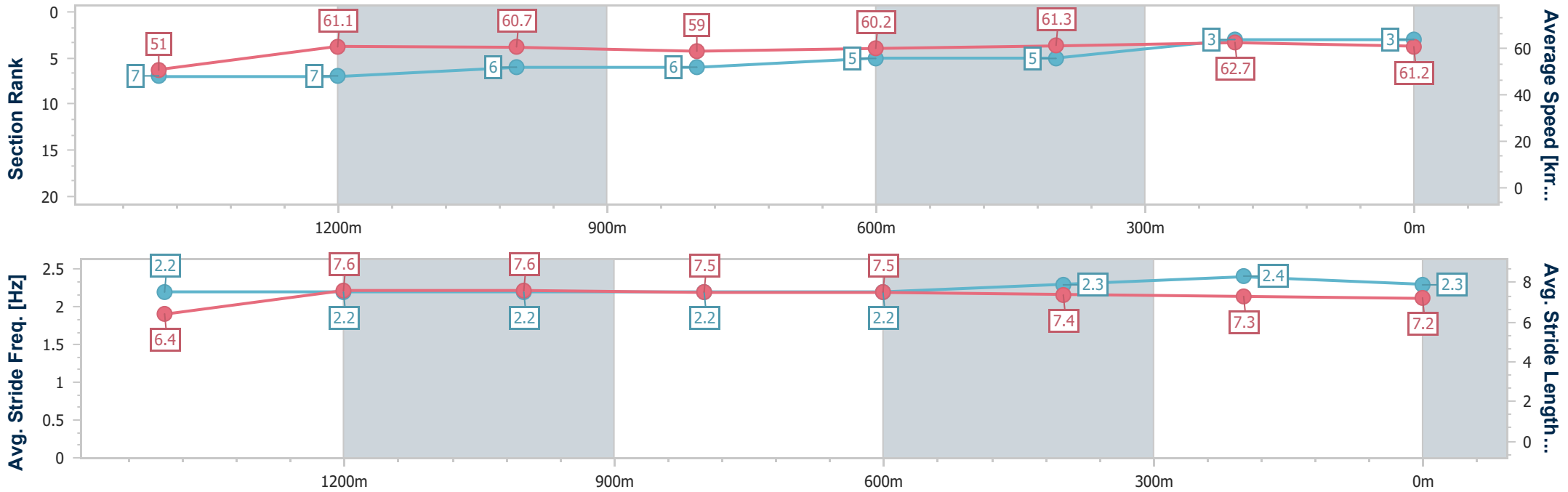
Race 7: GORDON'S GIN Class 1 Handicap - 1690m

15 January 2025 - 16:35



Track Rating: Good 4, Weather: Fine, Rail Position: +6m Entire

Section	Overall	1400m	1200m	1000m	800m	600m	400m	200m
Section Times	1:42.88 [3] (0:20.49)	1:22.39 [7] (0:11.66)	1:10.73 [7] (0:11.72)	0:59.01 [6] (0:12.15)	0:46.86 [6] (0:11.90)	0:34.96 [5] (0:11.72)	0:23.24 [5] (0:11.47)	0:11.77 [3] (0:11.77)
Average Speed [km/h]	51.0	61.1	60.7	59.0	60.2	61.3	62.7	61.2
Top Speed [km/h]	61.1	61.9	62.0	59.8	60.9	62.2	64.8	63.5
Avg. Dist. to Rail [m]	2.3	2.4	2.4	1.9	1.0	0.5	0.8	0.7
Avg. Stride Freq. [Hz]	2.2	2.2	2.2	2.2	2.2	2.3	2.4	2.3
Avg. Stride Length [m]	6.4	7.6	7.6	7.5	7.5	7.4	7.3	7.2



- [] Ranking at each section and finish
- .-.- No data available at this section
- NA No data available



Horse/Jockey Name	Blueprint
Final Rank	4
Fastest Section Time (Section)	0:11.48 (400m)
Top Speed [km/h] (Section)	64.1 (400m)
Race State	Finished



Ipswich QLD Professional

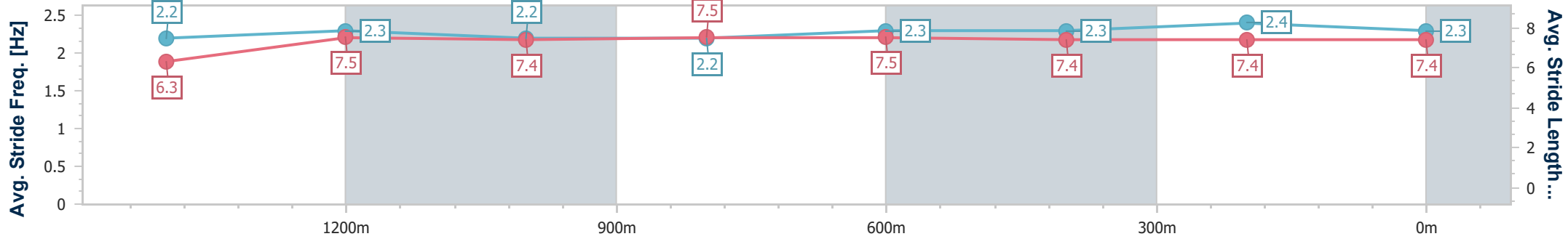
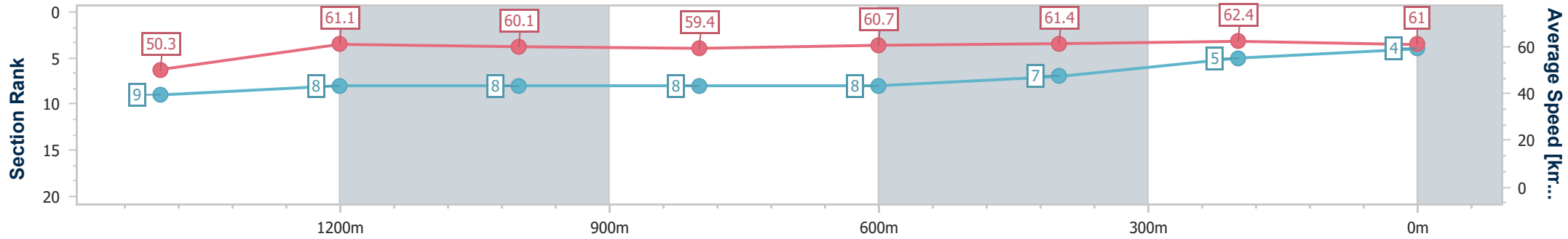
Race 7: GORDON'S GIN Class 1 Handicap - 1690m

15 January 2025 - 16:35



Track Rating: Good 4, Weather: Fine, Rail Position: +6m Entire

Section	Overall	1400m	1200m	1000m	800m	600m	400m	200m
Section Times	1:43.13 [4] (0:20.78)	1:22.35 [9] (0:11.67)	1:10.68 [8] (0:11.79)	0:58.89 [8] (0:12.06)	0:46.83 [8] (0:11.80)	0:35.03 [8] (0:11.71)	0:23.32 [7] (0:11.48)	0:11.84 [5]
Average Speed [km/h]	50.3	61.1	60.1	59.4	60.7	61.4	62.4	61.0
Top Speed [km/h]	59.9	61.9	62.6	59.9	61.4	62.3	64.1	63.0
Avg. Dist. to Rail [m]	3.4	2.7	2.8	2.2	1.6	1.0	0.6	2.6
Avg. Stride Freq. [Hz]	2.2	2.3	2.2	2.2	2.3	2.3	2.4	2.3
Avg. Stride Length [m]	6.3	7.5	7.4	7.5	7.5	7.4	7.4	7.4



- [] Ranking at each section and finish
- .-.- No data available at this section
- NA No data available



Horse/Jockey Name	Zinotar
Final Rank	5
Fastest Section Time (Section)	0:11.70 (1400m)
Top Speed [km/h] (Section)	62.7 (400m)
Race State	Finished



Ipswich QLD Professional

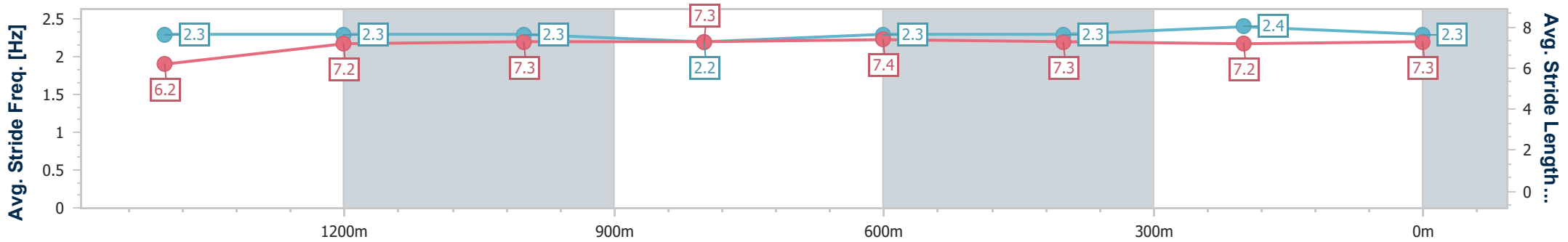
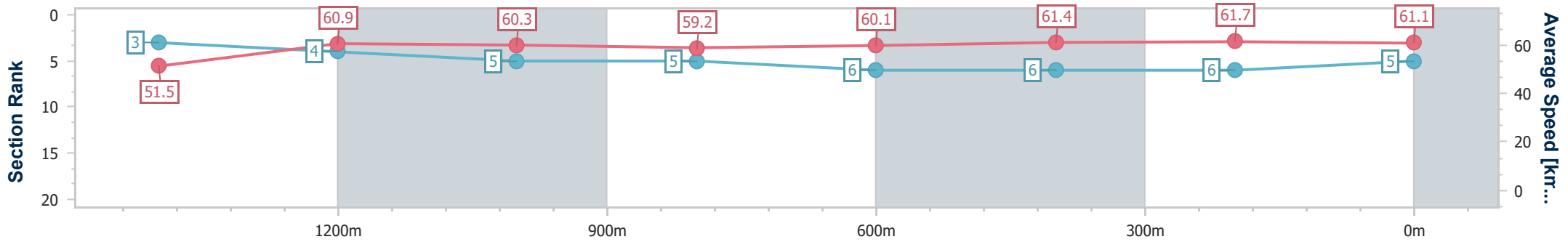
Race 7: GORDON'S GIN Class 1 Handicap - 1690m

15 January 2025 - 16:35



Track Rating: Good 4, Weather: Fine, Rail Position: +6m Entire

Section	Overall	1400m	1200m	1000m	800m	600m	400m	200m
Section Times	1:43.27 [5] (0:20.23)	1:23.04 [3] (0:11.70)	1:11.34 [4] (0:11.91)	0:59.43 [5] (0:12.16)	0:47.27 [5] (0:12.00)	0:35.27 [6] (0:11.76)	0:23.51 [6] (0:11.71)	0:11.80 [6] (0:11.80)
Average Speed [km/h]	51.5	60.9	60.3	59.2	60.1	61.4	61.7	61.1
Top Speed [km/h]	61.1	62.1	61.7	60.0	60.9	62.4	62.7	62.6
Avg. Dist. to Rail [m]	2.0	2.3	1.7	0.2	0.5	0.9	1.7	4.3
Avg. Stride Freq. [Hz]	2.3	2.3	2.3	2.2	2.3	2.3	2.4	2.3
Avg. Stride Length [m]	6.2	7.2	7.3	7.3	7.4	7.3	7.2	7.3



- [] Ranking at each section and finish
- .-.- No data available at this section
- NA No data available



Horse/Jockey Name	Flash Prince
Final Rank	6
Fastest Section Time (Section)	0:11.67 (1200m)
Top Speed [km/h] (Section)	63.3 (600m)
Race State	Finished



Ipswich QLD Professional

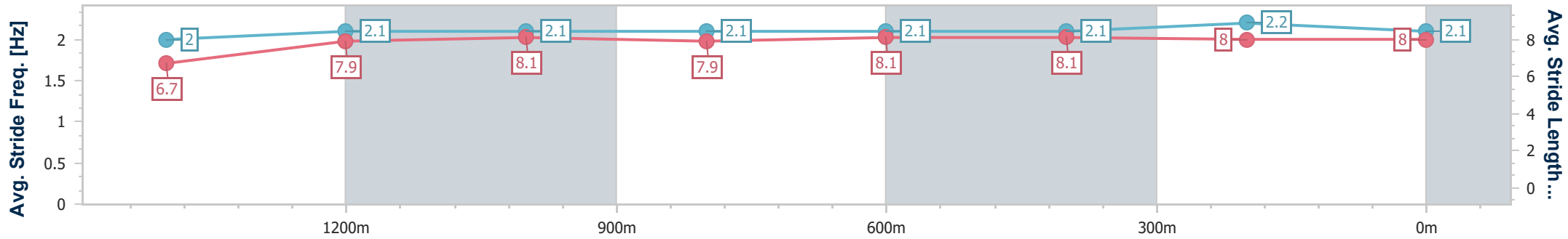
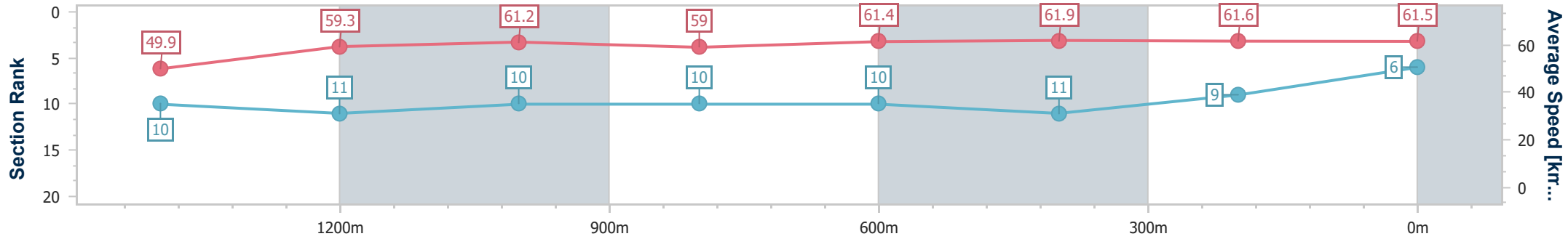
Race 7: GORDON'S GIN Class 1 Handicap - 1690m

15 January 2025 - 16:35



Track Rating: Good 4, Weather: Fine, Rail Position: +6m Entire

Section	Overall	1400m	1200m	1000m	800m	600m	400m	200m
Section Times	1:43.50 [6] (0:20.92)	1:22.58 [10] (0:11.98)	1:10.60 [11] (0:11.67)	0:58.93 [10] (0:12.11)	0:46.82 [10] (0:11.72)	0:35.10 [10] (0:11.67)	0:23.43 [11] (0:11.75)	0:11.68 [9]
Average Speed [km/h]	49.9	59.3	61.2	59.0	61.4	61.9	61.6	61.5
Top Speed [km/h]	60.0	60.7	61.9	60.4	62.2	63.3	62.7	62.7
Avg. Dist. to Rail [m]	3.0	2.7	2.4	1.6	0.7	0.7	1.4	1.0
Avg. Stride Freq. [Hz]	2.0	2.1	2.1	2.1	2.1	2.1	2.2	2.1
Avg. Stride Length [m]	6.7	7.9	8.1	7.9	8.1	8.1	8.0	8.0



- [] Ranking at each section and finish
- .-.- No data available at this section
- NA No data available



Horse/Jockey Name	Moonshine Run
Final Rank	7
Fastest Section Time (Section)	0:11.62 (1400m)
Top Speed [km/h] (Section)	63.2 (1400m)
Race State	Finished



Ipswich QLD Professional

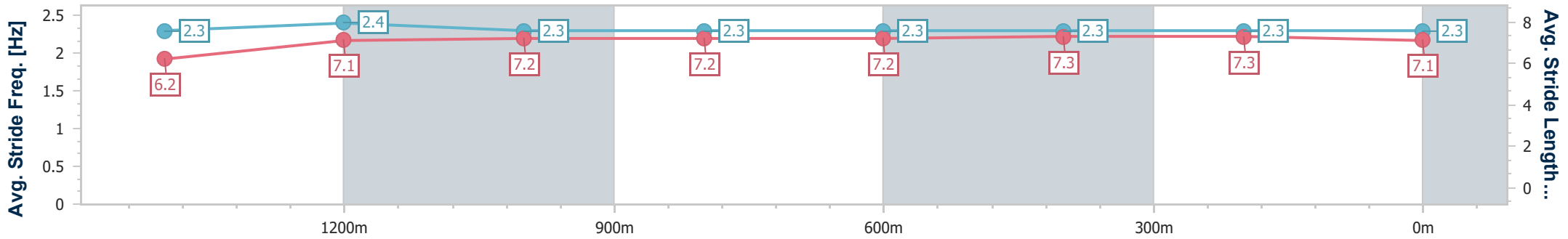
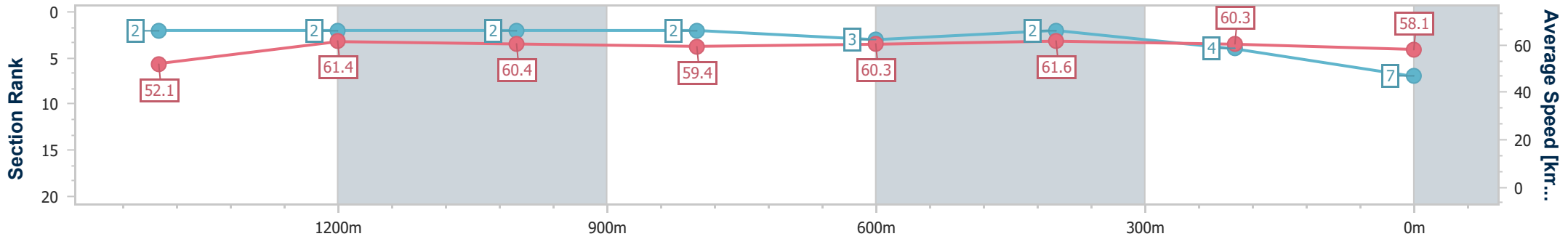
Race 7: GORDON'S GIN Class 1 Handicap - 1690m

15 January 2025 - 16:35



Track Rating: Good 4, Weather: Fine, Rail Position: +6m Entire

Section	Overall	1400m	1200m	1000m	800m	600m	400m	200m				
Section Times	1:43.65 [7] (0:20.07)	1:23.58 [2] (0:11.62)	1:11.96 [2] (0:11.83)	1:00.13 [2] (0:12.13)	0:48.00 [2] (0:11.92)	0:36.08 [3] (0:11.75)	0:24.33 [2] (0:11.95)	0:12.38 [4]				
Average Speed [km/h]	52.1	61.4	60.4	59.4	60.3	61.6	60.3	58.1				
Top Speed [km/h]	61.9	63.2	61.6	60.0	61.4	62.9	61.6	60.6				
Avg. Dist. to Rail [m]	1.9	1.8	2.4	0.6	0.5	0.8	1.2	2.6				
Avg. Stride Freq. [Hz]	2.3	2.4	2.3	2.3	2.3	2.3	2.3	2.3				
Avg. Stride Length [m]	6.2	7.1	7.2	7.2	7.2	7.3	7.3	7.1				



- [] Ranking at each section and finish
- .-.- No data available at this section
- NA No data available



Horse/Jockey Name	Fourandahalf
Final Rank	8
Fastest Section Time (Section)	0:11.70 (1400m)
Top Speed [km/h] (Section)	62.3 (1400m)
Race State	Finished



Ipswich QLD Professional

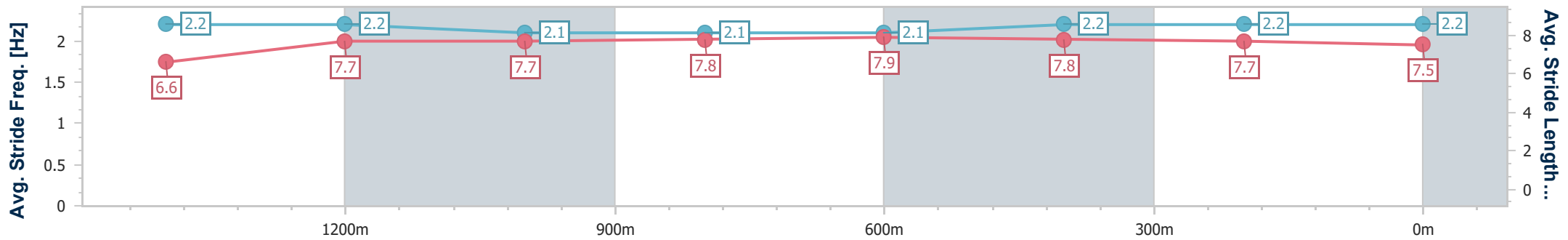
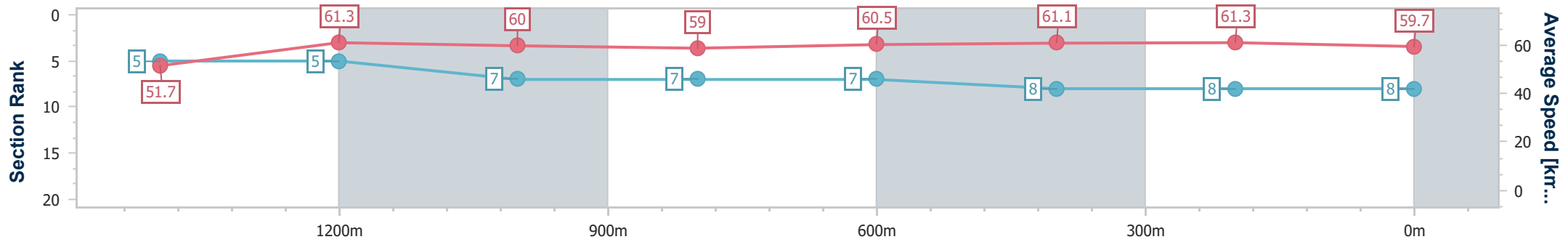
Race 7: GORDON'S GIN Class 1 Handicap - 1690m

15 January 2025 - 16:35



Track Rating: Good 4, Weather: Fine, Rail Position: +6m Entire

Section	Overall	1400m	1200m	1000m	800m	600m	400m	200m
Section Times	1:43.74 [8] (0:20.24)	1:23.50 [5] (0:11.70)	1:11.80 [5] (0:12.00)	0:59.80 [7] (0:12.20)	0:47.60 [7] (0:11.93)	0:35.67 [7] (0:11.81)	0:23.86 [8] (0:11.83)	0:12.03 [8] (0:12.03)
Average Speed [km/h]	51.7	61.3	60.0	59.0	60.5	61.1	61.3	59.7
Top Speed [km/h]	61.6	62.3	61.4	60.7	61.0	61.8	61.5	61.5
Avg. Dist. to Rail [m]	2.8	0.4	0.2	0.4	0.2	0.5	2.3	4.1
Avg. Stride Freq. [Hz]	2.2	2.2	2.1	2.1	2.1	2.2	2.2	2.2
Avg. Stride Length [m]	6.6	7.7	7.7	7.8	7.9	7.8	7.7	7.5



- [] Ranking at each section and finish
- .-.- No data available at this section
- NA No data available



Horse/Jockey Name	Jungle Prince
Final Rank	9
Fastest Section Time (Section)	0:11.73 (600m)
Top Speed [km/h] (Section)	62.9 (600m)
Race State	Finished



Ipswich QLD Professional

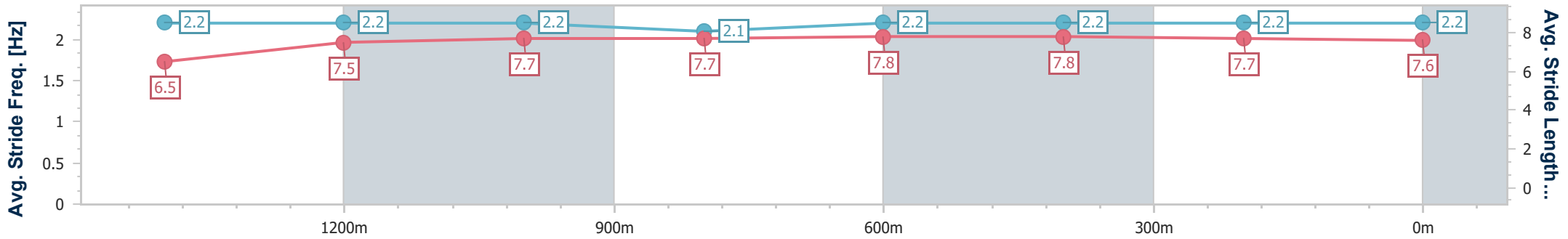
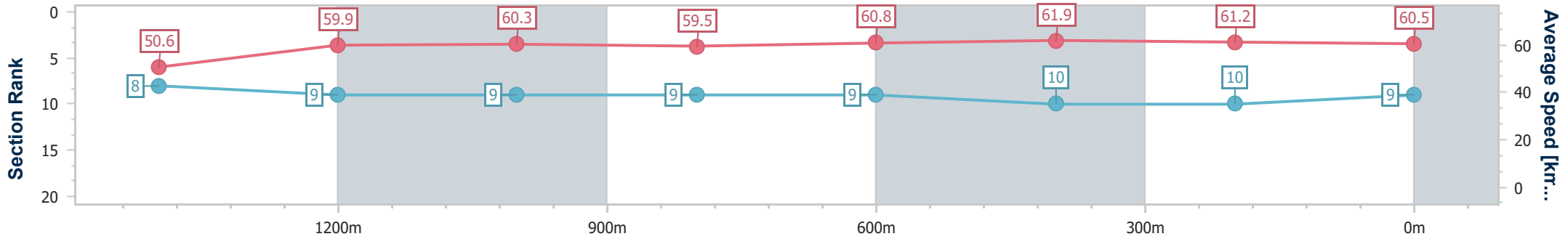
Race 7: GORDON'S GIN Class 1 Handicap - 1690m

15 January 2025 - 16:35



Track Rating: Good 4, Weather: Fine, Rail Position: +6m Entire

Section	Overall	1400m	1200m	1000m	800m	600m	400m	200m
Section Times	1:43.83 [9] (0:20.66)	1:23.17 [8] (0:11.94)	1:11.23 [9] (0:11.78)	0:59.45 [9] (0:12.10)	0:47.35 [9] (0:11.85)	0:35.50 [9] (0:11.73)	0:23.77 [10] (0:11.84)	0:11.93 [10] (0:11.93)
Average Speed [km/h]	50.6	59.9	60.3	59.5	60.8	61.9	61.2	60.5
Top Speed [km/h]	61.0	60.7	61.3	60.4	61.6	62.9	61.8	61.4
Avg. Dist. to Rail [m]	5.8	1.6	2.4	1.5	0.4	1.8	3.7	7.7
Avg. Stride Freq. [Hz]	2.2	2.2	2.2	2.1	2.2	2.2	2.2	2.2
Avg. Stride Length [m]	6.5	7.5	7.7	7.7	7.8	7.8	7.7	7.6



- [] Ranking at each section and finish
- .-.- No data available at this section
- NA No data available



Horse/Jockey Name	Danny's Boy
Final Rank	10
Fastest Section Time (Section)	0:11.46 (1400m)
Top Speed [km/h] (Section)	63.9 (1400m)
Race State	Finished



Ipswich QLD Professional

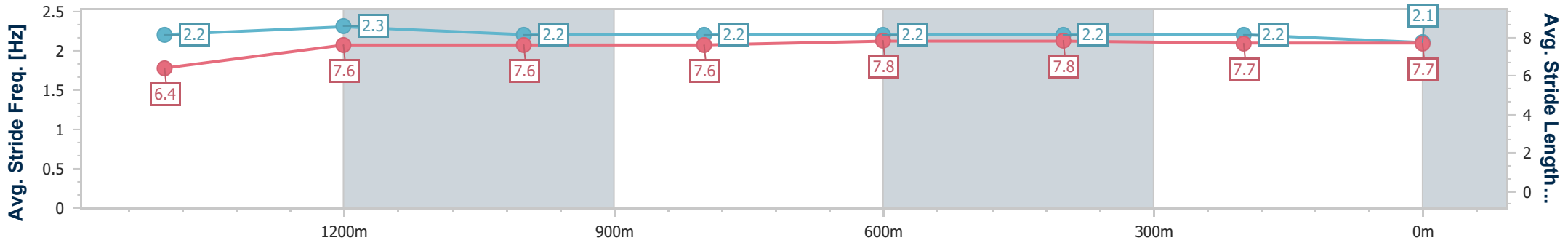
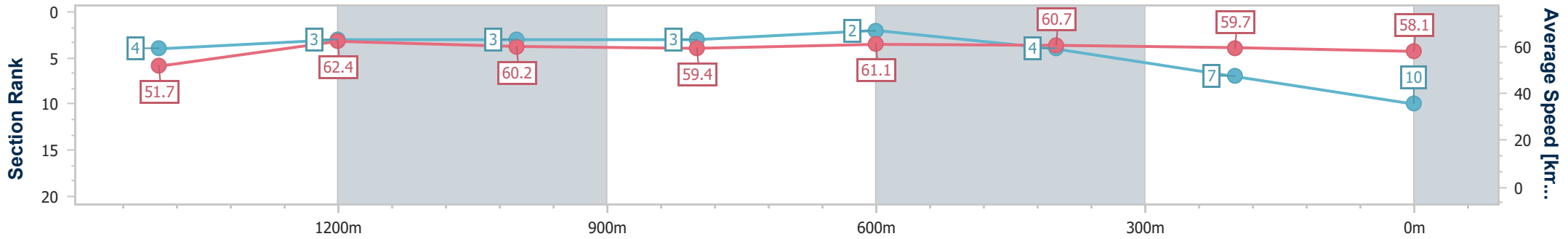
Race 7: GORDON'S GIN Class 1 Handicap - 1690m

15 January 2025 - 16:35



Track Rating: Good 4, Weather: Fine, Rail Position: +6m Entire

Section	Overall	1400m	1200m	1000m	800m	600m	400m	200m
Section Times	1:43.96 [10] (0:20.24)	1:23.72 [4] (0:11.46)	1:12.26 [3] (0:11.89)	1:00.37 [3] (0:12.11)	0:48.26 [3] (0:11.84)	0:36.42 [2] (0:11.90)	0:24.52 [4] (0:12.15)	0:12.37 [7] (0:12.37)
Average Speed [km/h]	51.7	62.4	60.2	59.4	61.1	60.7	59.7	58.1
Top Speed [km/h]	62.6	63.9	61.6	60.1	61.9	61.9	60.1	59.9
Avg. Dist. to Rail [m]	4.8	1.5	1.0	0.3	0.7	1.0	2.1	3.1
Avg. Stride Freq. [Hz]	2.2	2.3	2.2	2.2	2.2	2.2	2.2	2.1
Avg. Stride Length [m]	6.4	7.6	7.6	7.6	7.8	7.8	7.7	7.7



- [] Ranking at each section and finish
- .-.- No data available at this section
- NA No data available



Horse/Jockey Name	Make Haste
Final Rank	11
Fastest Section Time (Section)	0:11.42 (800m)
Top Speed [km/h] (Section)	64.1 (800m)
Race State	Finished



Ipswich QLD Professional

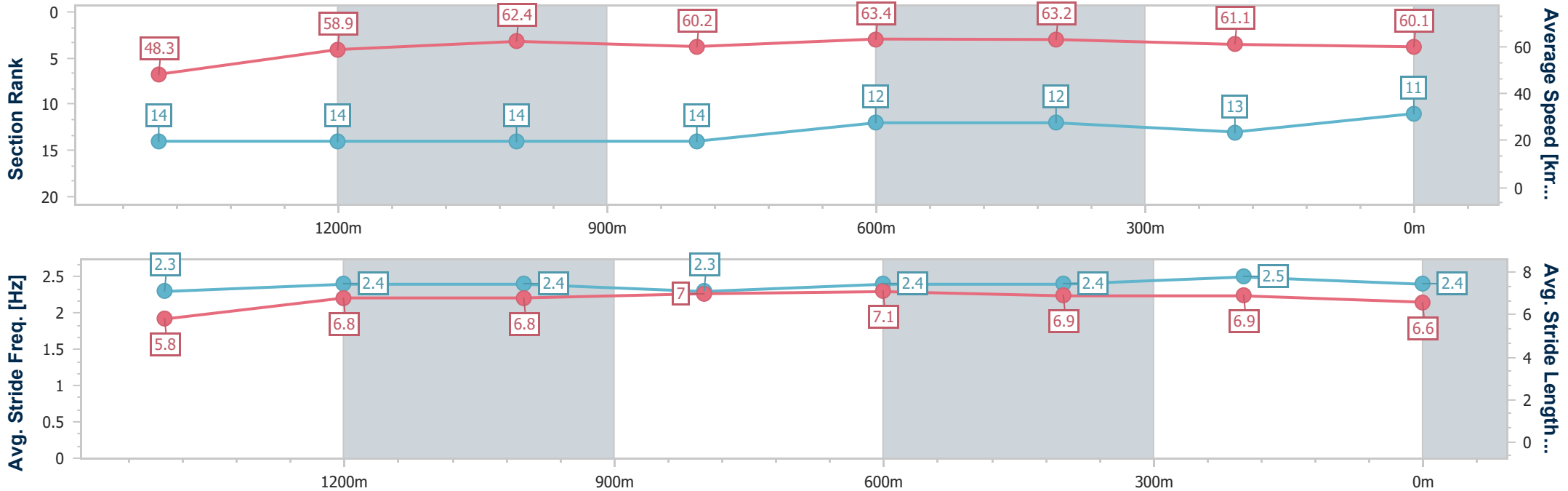
Race 7: GORDON'S GIN Class 1 Handicap - 1690m

15 January 2025 - 16:35



Track Rating: Good 4, Weather: Fine, Rail Position: +6m Entire

Section	Overall	1400m	1200m	1000m	800m	600m	400m	200m
Section Times	1:44.09 [11] (0:21.62)	1:22.47 [14] (0:12.10)	1:10.37 [14] (0:11.46)	0:58.91 [14] (0:11.91)	0:47.00 [14] (0:11.42)	0:35.58 [12] (0:11.60)	0:23.98 [12] (0:12.01)	0:11.97 [13] (0:11.97)
Average Speed [km/h]	48.3	58.9	62.4	60.2	63.4	63.2	61.1	60.1
Top Speed [km/h]	57.3	60.1	63.1	62.0	64.1	64.1	63.4	61.1
Avg. Dist. to Rail [m]	1.0	2.2	2.3	0.9	1.4	4.6	6.2	9.8
Avg. Stride Freq. [Hz]	2.3	2.4	2.4	2.3	2.4	2.4	2.5	2.4
Avg. Stride Length [m]	5.8	6.8	6.8	7.0	7.1	6.9	6.9	6.6



- [] Ranking at each section and finish
- .-.- No data available at this section
- NA No data available



Horse/Jockey Name	Fort Denison
Final Rank	12
Fastest Section Time (Section)	0:11.57 (1200m)
Top Speed [km/h] (Section)	63.8 (600m)
Race State	Finished



Ipswich QLD Professional

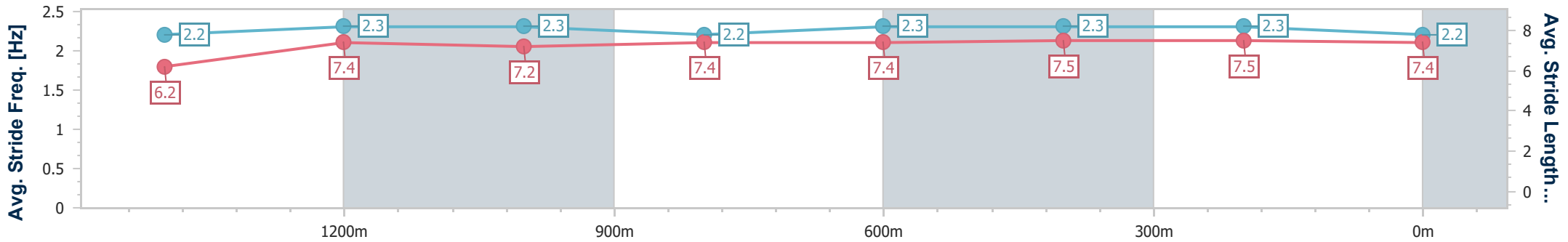
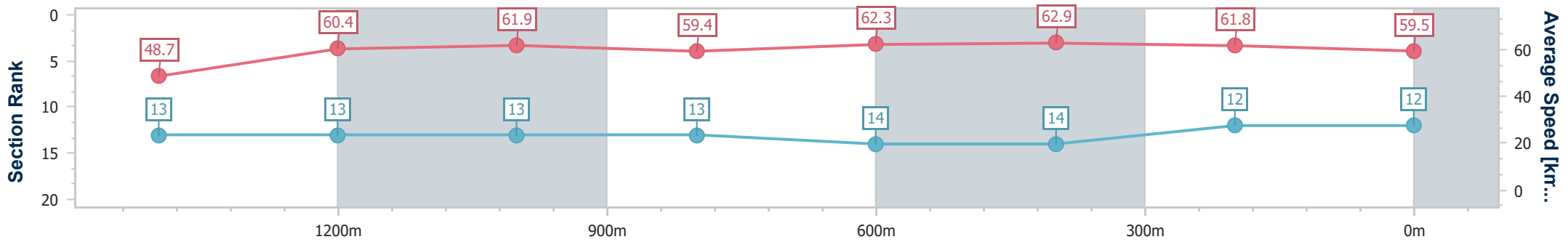
Race 7: GORDON'S GIN Class 1 Handicap - 1690m

15 January 2025 - 16:35



Track Rating: Good 4, Weather: Fine, Rail Position: +6m Entire

Section	Overall	1400m	1200m	1000m	800m	600m	400m	200m
Section Times	1:44.11 [12] (0:21.48)	1:22.63 [13] (0:11.87)	1:10.76 [13] (0:11.57)	0:59.19 [13] (0:12.08)	0:47.11 [13] (0:11.62)	0:35.49 [14] (0:11.60)	0:23.89 [14] (0:11.81)	0:12.08 [12] (0:12.08)
Average Speed [km/h]	48.7	60.4	61.9	59.4	62.3	62.9	61.8	59.5
Top Speed [km/h]	60.0	60.7	62.7	60.8	63.0	63.8	62.3	61.6
Avg. Dist. to Rail [m]	5.9	1.4	1.3	0.5	0.6	2.7	4.2	7.1
Avg. Stride Freq. [Hz]	2.2	2.3	2.3	2.2	2.3	2.3	2.3	2.2
Avg. Stride Length [m]	6.2	7.4	7.2	7.4	7.4	7.5	7.5	7.4



- [] Ranking at each section and finish
- .-.- No data available at this section
- NA No data available



Horse/Jockey Name	Adelaide's Lace
Final Rank	13
Fastest Section Time (Section)	0:11.57 (1200m)
Top Speed [km/h] (Section)	63.6 (800m)
Race State	Finished



Ipswich QLD Professional

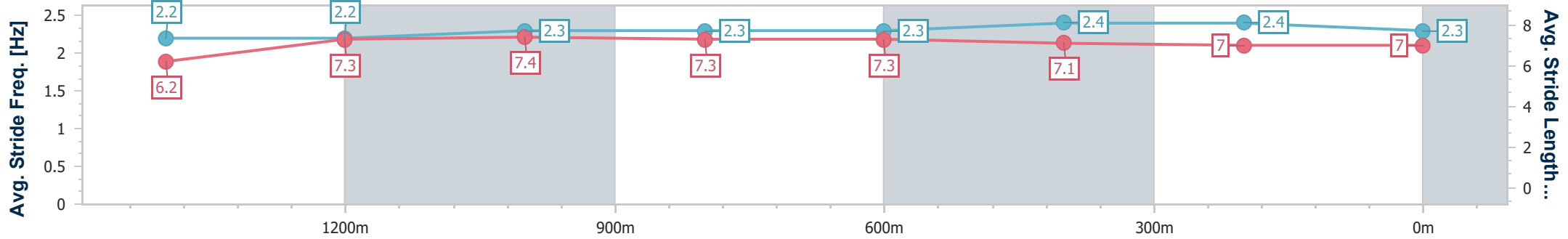
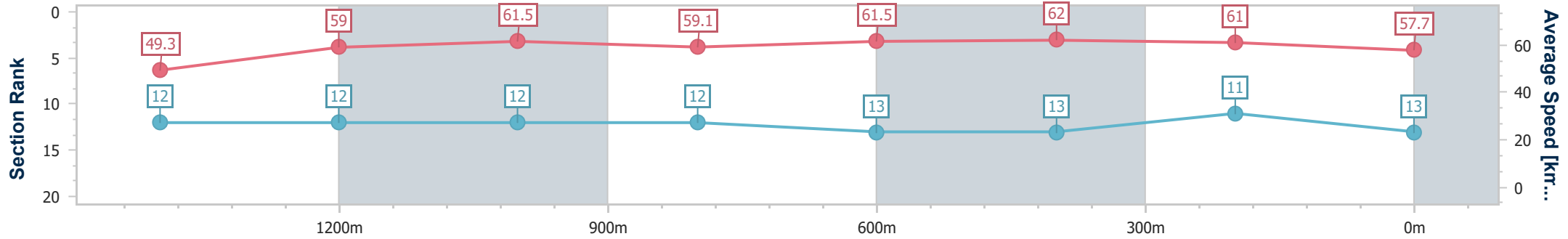
Race 7: GORDON'S GIN Class 1 Handicap - 1690m

15 January 2025 - 16:35



Track Rating: Good 4, Weather: Fine, Rail Position: +6m Entire

Section	Overall	1400m	1200m	1000m	800m	600m	400m	200m
Section Times	1:44.48 [13] (0:21.19)	1:23.29 [12] (0:12.06)	1:11.23 [12] (0:11.57)	0:59.66 [12] (0:12.13)	0:47.53 [12] (0:11.62)	0:35.91 [13] (0:11.62)	0:24.29 [13] (0:11.82)	0:12.47 [11] (0:12.47)
Average Speed [km/h]	49.3	59.0	61.5	59.1	61.5	62.0	61.0	57.7
Top Speed [km/h]	59.4	60.0	62.9	60.1	63.6	62.9	62.1	59.5
Avg. Dist. to Rail [m]	4.6	3.0	2.9	1.8	1.0	0.5	0.4	0.8
Avg. Stride Freq. [Hz]	2.2	2.2	2.3	2.3	2.3	2.4	2.4	2.3
Avg. Stride Length [m]	6.2	7.3	7.4	7.3	7.3	7.1	7.0	7.0



- [] Ranking at each section and finish
- .-.- No data available at this section
- NA No data available



Horse/Jockey Name	Sunbeam Legend
Final Rank	14
Fastest Section Time (Section)	0:11.48 (600m)
Top Speed [km/h] (Section)	64.4 (600m)
Race State	Finished



Ipswich QLD Professional

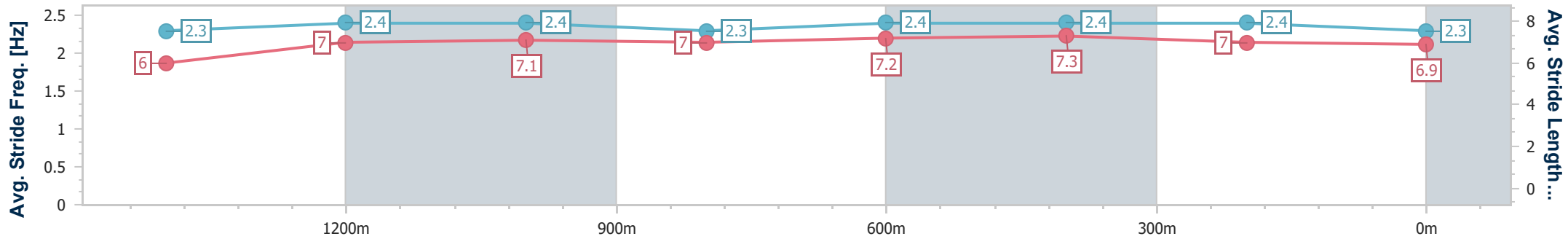
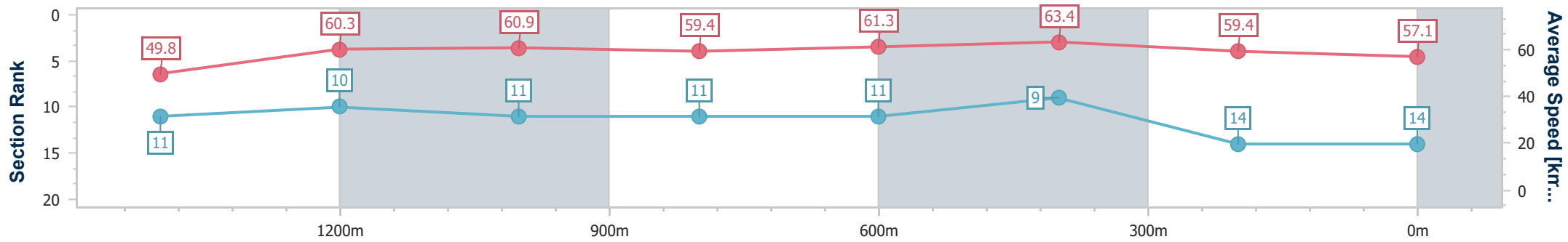
Race 7: GORDON'S GIN Class 1 Handicap - 1690m

15 January 2025 - 16:35



Track Rating: Good 4, Weather: Fine, Rail Position: +6m Entire

Section	Overall	1400m	1200m	1000m	800m	600m	400m	200m
Section Times	1:44.88 [14] (0:20.98)	1:23.90 [11] (0:11.87)	1:12.03 [10] (0:11.75)	1:00.28 [11] (0:12.13)	0:48.15 [11] (0:11.76)	0:36.39 [11] (0:11.48)	0:24.91 [9] (0:12.30)	0:12.61 [14] (0:12.61)
Average Speed [km/h]	49.8	60.3	60.9	59.4	61.3	63.4	59.4	57.1
Top Speed [km/h]	59.8	61.3	62.9	60.8	63.1	64.4	61.7	59.2
Avg. Dist. to Rail [m]	3.9	1.7	1.1	0.3	1.0	2.6	4.6	6.0
Avg. Stride Freq. [Hz]	2.3	2.4	2.4	2.3	2.4	2.4	2.4	2.3
Avg. Stride Length [m]	6.0	7.0	7.1	7.0	7.2	7.3	7.0	6.9



- [] Ranking at each section and finish
- .-.- No data available at this section
- NA No data available