



# Sunshine Coast QLD Professional

## Race 1: VALE LES GEEVES Maiden Handicap - 1800m

17 January 2025 - 12:45



Track Rating: Good 4, Weather: Fine, Rail Position: +9m Entire

Section														
Field Times	Overall	1600m	1400m	1200m	1000m	800m	600m	Last 600m						
	1:51.90 (0:13.79)	1:38.11 (0:11.59)	1:26.52 (0:12.17)	1:14.35 (0:12.66)	1:01.69 (0:13.09)	0:48.60 (0:12.70)	0:35.90 (0:12.05)	0:35.90						
Rank	TAB	Horse/Jockey	Barrier	Top Speed [km/h]	Fastest Section									Distance Travelled [m]
1	10	<b>KHANT QUIT</b> Micheal Hellyer	2	64.0 Overall	0:11.59 1600m	1:51.90 [1] (0:13.79)	1:38.11 [1] (0:11.59)	1:26.52 [1] (0:12.17)	1:14.35 [1] (0:12.66)	1:01.69 [1] (0:13.09)	0:48.60 [1] (0:12.70)	0:35.90 [1] (0:12.05)	0:35.90	
2	3	<b>MISS DYNAMO</b> Corey Sutherland	1	62.1 400m	0:11.71 400m	1:52.15 [2] (0:13.99)	1:38.16 [4] (0:11.85)	1:26.31 [4] (0:12.37)	1:13.94 [4] (0:12.66)	1:01.28 [6] (0:12.95)	0:48.33 [4] (0:12.47)	0:35.86 [4] (0:11.98)	0:35.86	+0
3	4	<b>BARGARA BOUND</b> Michael Rodd	9	62.9 1400m	0:11.77 400m	1:53.08 [3] (0:14.58)	1:38.50 [8] (0:11.96)	1:26.54 [9] (0:12.36)	1:14.18 [9] (0:12.40)	1:01.78 [9] (0:12.88)	0:48.90 [9] (0:12.63)	0:36.27 [8] (0:12.00)	0:36.27	+12
4	2	<b>DEJA ZOU</b> Boris Thornton	4	62.3 Overall	0:11.76 1600m	1:53.08 [4] (0:13.93)	1:39.15 [3] (0:11.76)	1:27.39 [3] (0:12.25)	1:15.14 [3] (0:12.56)	1:02.58 [3] (0:13.12)	0:49.46 [3] (0:12.56)	0:36.90 [3] (0:12.05)	0:36.90	+11
5	6	<b>MISS REILLY</b> Michael Cahill	7	63.2 400m	0:11.69 400m	1:53.30 [5] (0:14.60)	1:38.70 [9] (0:11.72)	1:26.98 [8] (0:12.32)	1:14.66 [7] (0:12.42)	1:02.24 [8] (0:13.11)	0:49.13 [8] (0:12.68)	0:36.45 [9] (0:12.05)	0:36.45	+11
6	5	<b>VANGUARD LEGEND</b> Jace McMurray	3	62.6 1600m	0:11.70 1600m	1:53.44 [6] (0:14.27)	1:39.17 [6] (0:11.70)	1:27.47 [6] (0:12.31)	1:15.16 [5] (0:12.48)	1:02.68 [5] (0:13.14)	0:49.54 [5] (0:12.73)	0:36.81 [5] (0:11.99)	0:36.81	+8
7	7	<b>BOLERO</b> Luke Tarrant	6	62.9 1600m	0:11.78 1600m	1:53.85 [7] (0:14.54)	1:39.31 [7] (0:11.78)	1:27.53 [7] (0:12.33)	1:15.20 [8] (0:12.32)	1:02.88 [7] (0:12.97)	0:49.91 [7] (0:12.70)	0:37.21 [6] (0:12.09)	0:37.21	+7
8	1	<b>AIR OF AUTHORITY</b> Jag Guthmann-Chester	5	64.0 Overall	0:11.62 1600m	1:54.59 [8] (0:13.80)	1:40.79 [2] (0:11.62)	1:29.17 [2] (0:12.22)	1:16.95 [2] (0:12.72)	1:04.23 [2] (0:13.08)	0:51.15 [2] (0:12.60)	0:38.55 [2] (0:12.21)	0:38.55	+8
9	8	<b>JUSTANOTHER HUNGEE</b> Rob Thorburn	8	62.5 1600m	0:11.76 1600m	1:59.65 [9] (0:14.18)	1:45.47 [5] (0:11.76)	1:33.71 [5] (0:12.41)	1:21.30 [6] (0:12.40)	1:08.90 [4] (0:13.16)	0:55.74 [6] (0:12.88)	0:42.86 [7] (0:12.57)	0:42.86	+13

Scratched: Better Believe It (#11), Reel Graceful (#9)

[ ] Ranking at each section and finish  
 -:-:- No data available at this section  
 NA No data available

SCN Saddle cloth number  
 DNF Did not finish  
 DNT Did not track



**Sunshine Coast QLD Professional**  
**Race 1: VALE LES GEEVES Maiden Handicap - 1800m**  
**17 January 2025 - 12:45**



Track Rating: Good 4, Weather: Fine, Rail Position: +9m Entire

Section				400m	200m			Last 600m			
Field Times				0:23.85 (0:11.64)	0:12.21 (0:12.21)			0:35.90			
Rank	TAB	Horse/Jockey	Barrier	Top Speed [km/h]	Fastest Section	Margin				Distance Travelled [m]	
1	10	<b>KHANT QUIT</b> Micheal Hellyer	2	64.0 Overall	0:11.59 1600m	0:23.85 [1] (0:11.64)	0:12.21 [1] (0:12.21)	1:51.90		0:35.90	
2	3	<b>MISS DYNAMO</b> Corey Sutherland	1	62.1 400m	0:11.71 400m	0:23.88 [4] (0:11.71)	0:12.17 [2] (0:12.17)	1.3L		0:35.86	+0
3	4	<b>BARGARA BOUND</b> Michael Rodd	9	62.9 1400m	0:11.77 400m	0:24.27 [7] (0:11.77)	0:12.50 [4] (0:12.50)	6.6L		0:36.27	+12
4	2	<b>DEJA ZOU</b> Boris Thornton	4	62.3 Overall	0:11.76 1600m	0:24.85 [2] (0:12.00)	0:12.85 [3] (0:12.85)	6.7L		0:36.90	+11
5	6	<b>MISS REILLY</b> Michael Cahill	7	63.2 400m	0:11.69 400m	0:24.40 [8] (0:11.69)	0:12.71 [5] (0:12.71)	7.7L		0:36.45	+11
6	5	<b>VANGUARD LEGEND</b> Jace McMurray	3	62.6 1600m	0:11.70 1600m	0:24.82 [5] (0:12.02)	0:12.80 [6] (0:12.80)	8.5L		0:36.81	+8
7	7	<b>BOLERO</b> Luke Tarrant	6	62.9 1600m	0:11.78 1600m	0:25.12 [6] (0:12.13)	0:12.99 [8] (0:12.99)	10.8L		0:37.21	+7
8	1	<b>AIR OF AUTHORITY</b> Jag Guthmann-Chester	5	64.0 Overall	0:11.62 1600m	0:26.34 [3] (0:12.48)	0:13.86 [7] (0:13.86)	15.1L		0:38.55	+8
9	8	<b>JUSTANOTHER HUNGEE</b> Rob Thorburn	8	62.5 1600m	0:11.76 1600m	0:30.29 [9] (0:14.22)	0:16.07 [9] (0:16.07)	44.9L		0:42.86	+13

Scratched: Better Believe It (#11), Reel Graceful (#9)

[ ] Ranking at each section and finish  
 -:-:- No data available at this section  
 NA No data available

SCN Saddle cloth number  
 DNF Did not finish  
 DNT Did not track



Horse/Jockey Name	Khant Quit
Final Rank	1
Fastest Section Time (Section)	0:11.59 (1600m)
Top Speed [km/h] (Section)	64.0 (Overall)
Race State	Finished



### Sunshine Coast QLD Professional

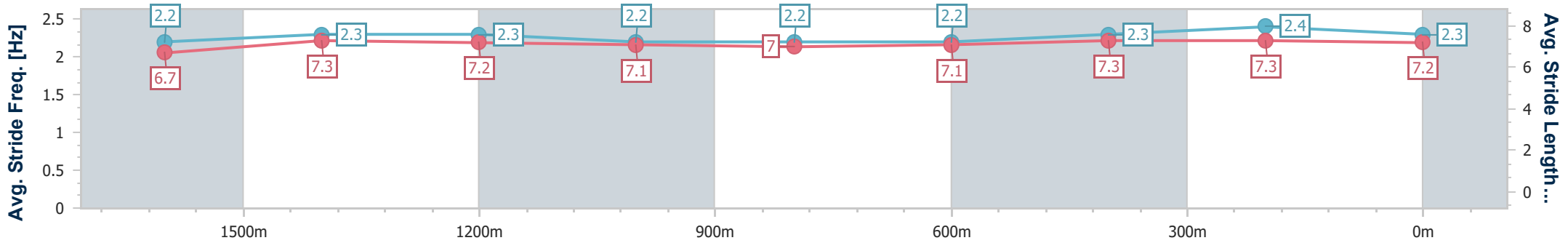
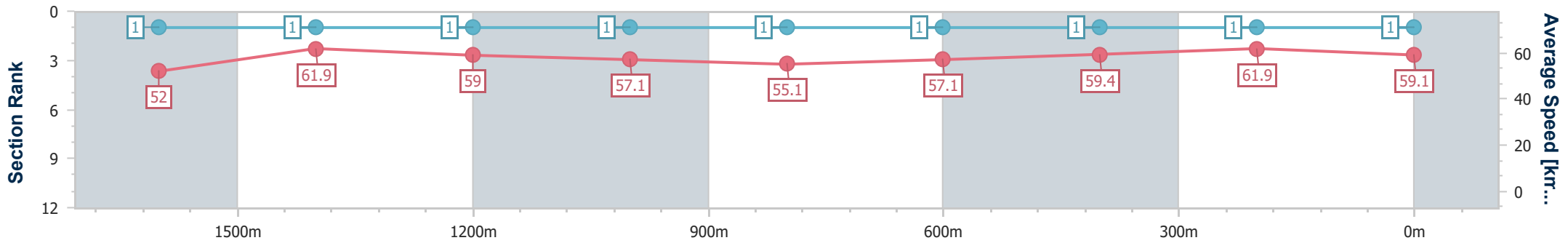
Race 1: VALE LES GEEVES Maiden Handicap - 1800m



17 January 2025 - 12:45

Track Rating: Good 4, Weather: Fine, Rail Position: +9m Entire

Section	Overall	1600m	1400m	1200m	1000m	800m	600m	400m	200m
Section Times	1:51.90 [1] (0:13.79)	1:38.11 [1] (0:11.59)	1:26.52 [1] (0:12.17)	1:14.35 [1] (0:12.66)	1:01.69 [1] (0:13.09)	0:48.60 [1] (0:12.70)	0:35.90 [1] (0:12.05)	0:23.85 [1] (0:11.64)	0:12.21 [1] (0:12.21)
Average Speed [km/h]	52.0	61.9	59.0	57.1	55.1	57.1	59.4	61.9	59.1
Top Speed [km/h]	64.0	63.4	60.9	57.9	55.9	59.1	60.5	62.6	61.1
Avg. Dist. to Rail [m]	1.3	0.7	0.3	0.5	1.2	0.7	0.3	1.3	3.6
Avg. Stride Freq. [Hz]	2.2	2.3	2.3	2.2	2.2	2.2	2.3	2.4	2.3
Avg. Stride Length [m]	6.7	7.3	7.2	7.1	7.0	7.1	7.3	7.3	7.2



- [ ] Ranking at each section and finish
- .-.- No data available at this section
- NA No data available



Horse/Jockey Name	Miss Dynamo
Final Rank	2
Fastest Section Time (Section)	0:11.71 (400m)
Top Speed [km/h] (Section)	62.1 (400m)
Race State	Finished



Sunshine Coast QLD Professional

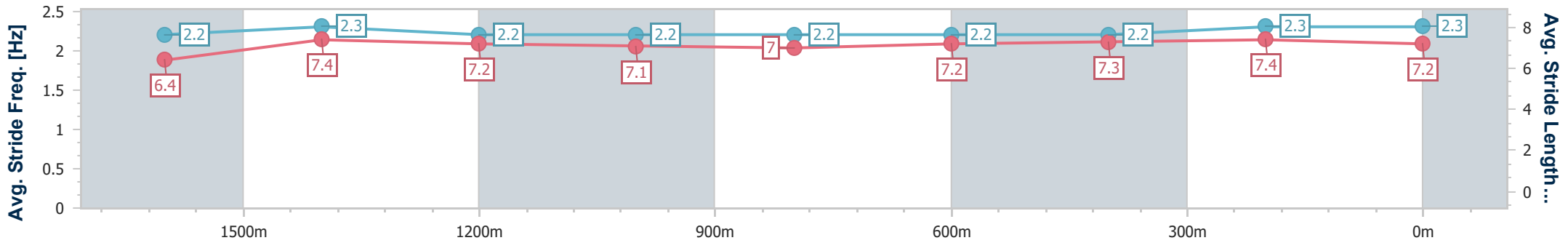
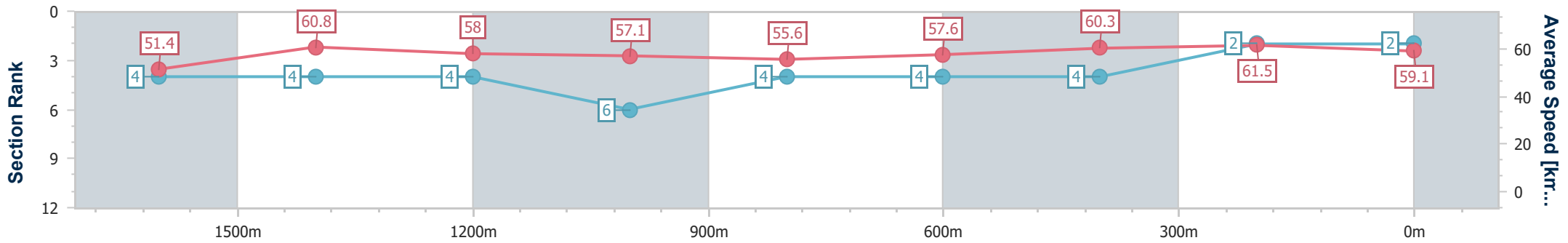
Race 1: VALE LES GEEVES Maiden Handicap - 1800m



17 January 2025 - 12:45

Track Rating: Good 4, Weather: Fine, Rail Position: +9m Entire

Section	Overall	1600m	1400m	1200m	1000m	800m	600m	400m	200m			
Section Times	1:52.15 [2] (0:13.99)	1:38.16 [4] (0:11.85)	1:26.31 [4] (0:12.37)	1:13.94 [4] (0:12.66)	1:01.28 [6] (0:12.95)	0:48.33 [4] (0:12.47)	0:35.86 [4] (0:11.98)	0:23.88 [4] (0:11.71)	0:12.17 [2] (0:12.17)			
Average Speed [km/h]	51.4	60.8	58.0	57.1	55.6	57.6	60.3	61.5	59.1			
Top Speed [km/h]	61.1	61.6	60.1	57.6	56.8	60.2	61.2	62.1	60.6			
Avg. Dist. to Rail [m]	0.6	0.4	0.3	0.9	0.6	0.4	0.5	3.6	5.6			
Avg. Stride Freq. [Hz]	2.2	2.3	2.2	2.2	2.2	2.2	2.2	2.3	2.3			
Avg. Stride Length [m]	6.4	7.4	7.2	7.1	7.0	7.2	7.3	7.4	7.2			



- [ ] Ranking at each section and finish
- .-.- No data available at this section
- NA No data available



Horse/Jockey Name	Bargara Bound
Final Rank	3
Fastest Section Time (Section)	0:11.77 (400m)
Top Speed [km/h] (Section)	62.9 (1400m)
Race State	Finished



Sunshine Coast QLD Professional

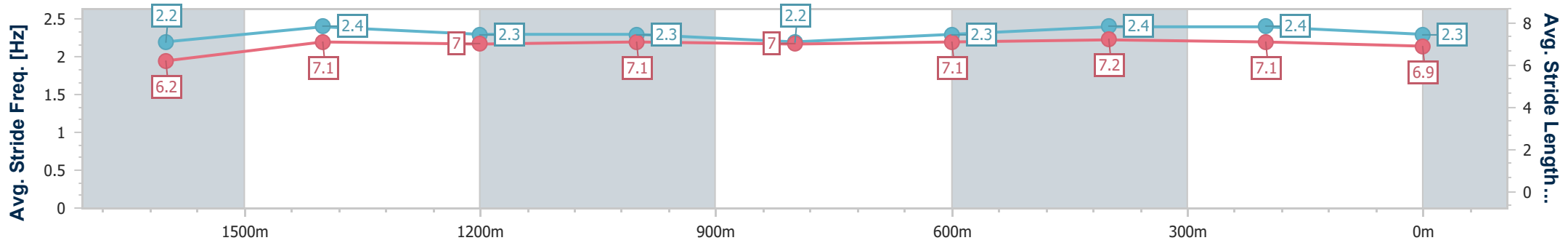
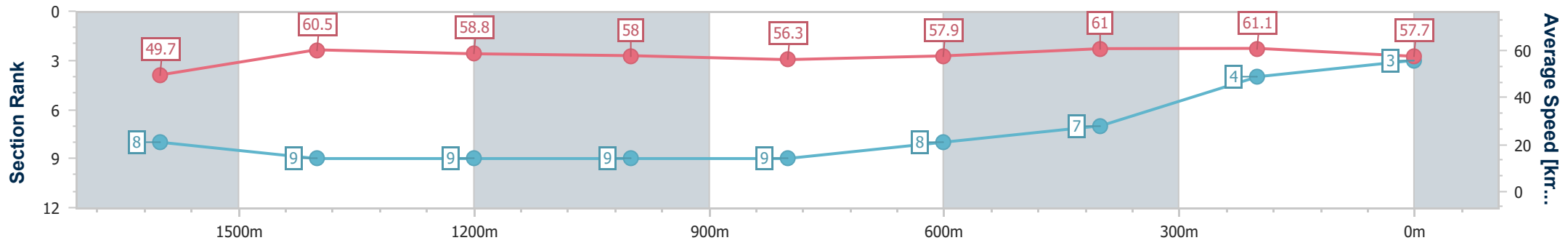
Race 1: VALE LES GEEVES Maiden Handicap - 1800m



17 January 2025 - 12:45

Track Rating: Good 4, Weather: Fine, Rail Position: +9m Entire

Section	Overall	1600m	1400m	1200m	1000m	800m	600m	400m	200m
Section Times	1:53.08 [3] (0:14.58)	1:38.50 [8] (0:11.96)	1:26.54 [9] (0:12.36)	1:14.18 [9] (0:12.40)	1:01.78 [9] (0:12.88)	0:48.90 [9] (0:12.63)	0:36.27 [8] (0:12.00)	0:24.27 [7] (0:11.77)	0:12.50 [4] (0:12.50)
Average Speed [km/h]	49.7	60.5	58.8	58.0	56.3	57.9	61.0	61.1	57.7
Top Speed [km/h]	61.3	62.9	62.9	59.2	59.0	62.3	62.3	62.4	59.9
Avg. Dist. to Rail [m]	5.6	2.2	2.4	3.2	2.2	2.2	3.1	3.0	2.5
Avg. Stride Freq. [Hz]	2.2	2.4	2.3	2.3	2.2	2.3	2.4	2.4	2.3
Avg. Stride Length [m]	6.2	7.1	7.0	7.1	7.0	7.1	7.2	7.1	6.9



- [ ] Ranking at each section and finish
- .-.- No data available at this section
- NA No data available



Horse/Jockey Name	Deja Zou
Final Rank	4
Fastest Section Time (Section)	0:11.76 (1600m)
Top Speed [km/h] (Section)	62.3 (Overall)
Race State	Finished



### Sunshine Coast QLD Professional

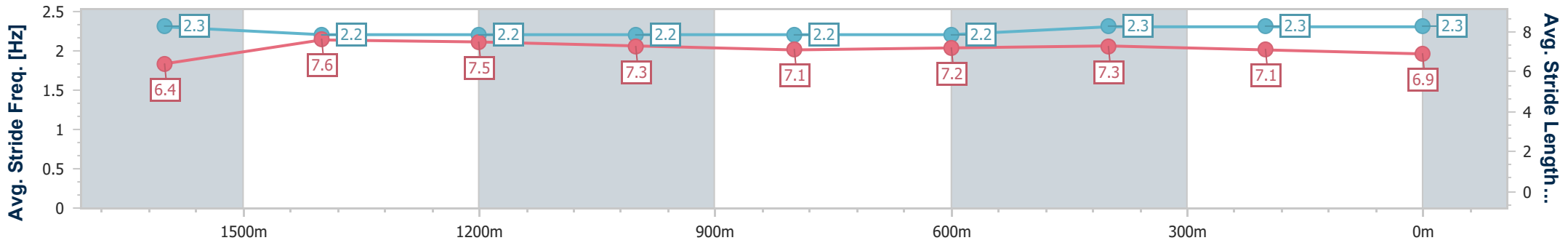
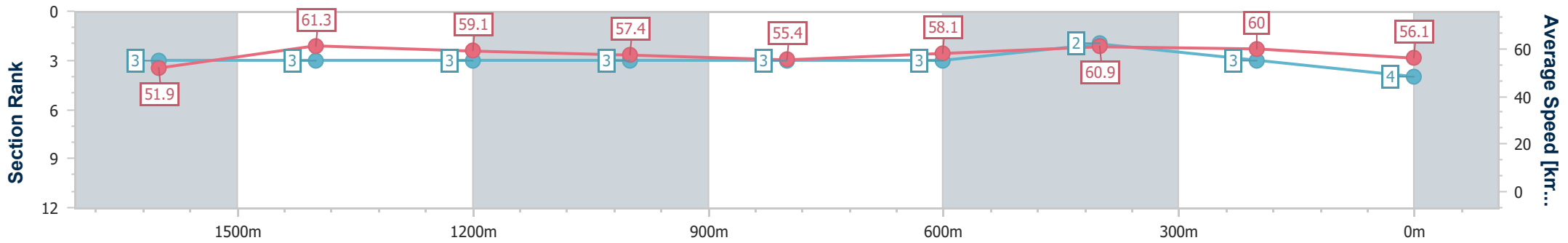
Race 1: VALE LES GEEVES Maiden Handicap - 1800m



17 January 2025 - 12:45

Track Rating: Good 4, Weather: Fine, Rail Position: +9m Entire

Section	Overall	1600m	1400m	1200m	1000m	800m	600m	400m	200m
Section Times	1:53.08 [4] (0:13.93)	1:39.15 [3] (0:11.76)	1:27.39 [3] (0:12.25)	1:15.14 [3] (0:12.56)	1:02.58 [3] (0:13.12)	0:49.46 [3] (0:12.56)	0:36.90 [3] (0:12.05)	0:24.85 [2] (0:12.00)	0:12.85 [3] (0:12.85)
Average Speed [km/h]	51.9	61.3	59.1	57.4	55.4	58.1	60.9	60.0	56.1
Top Speed [km/h]	62.3	62.1	60.9	59.1	56.5	61.2	62.3	62.3	58.2
Avg. Dist. to Rail [m]	2.4	1.6	2.2	2.6	2.3	2.4	3.1	4.3	4.7
Avg. Stride Freq. [Hz]	2.3	2.2	2.2	2.2	2.2	2.2	2.3	2.3	2.3
Avg. Stride Length [m]	6.4	7.6	7.5	7.3	7.1	7.2	7.3	7.1	6.9



- [ ] Ranking at each section and finish
- .-.- No data available at this section
- NA No data available



Horse/Jockey Name	Miss Reilly
Final Rank	5
Fastest Section Time (Section)	0:11.69 (400m)
Top Speed [km/h] (Section)	63.2 (400m)
Race State	Finished



Sunshine Coast QLD Professional

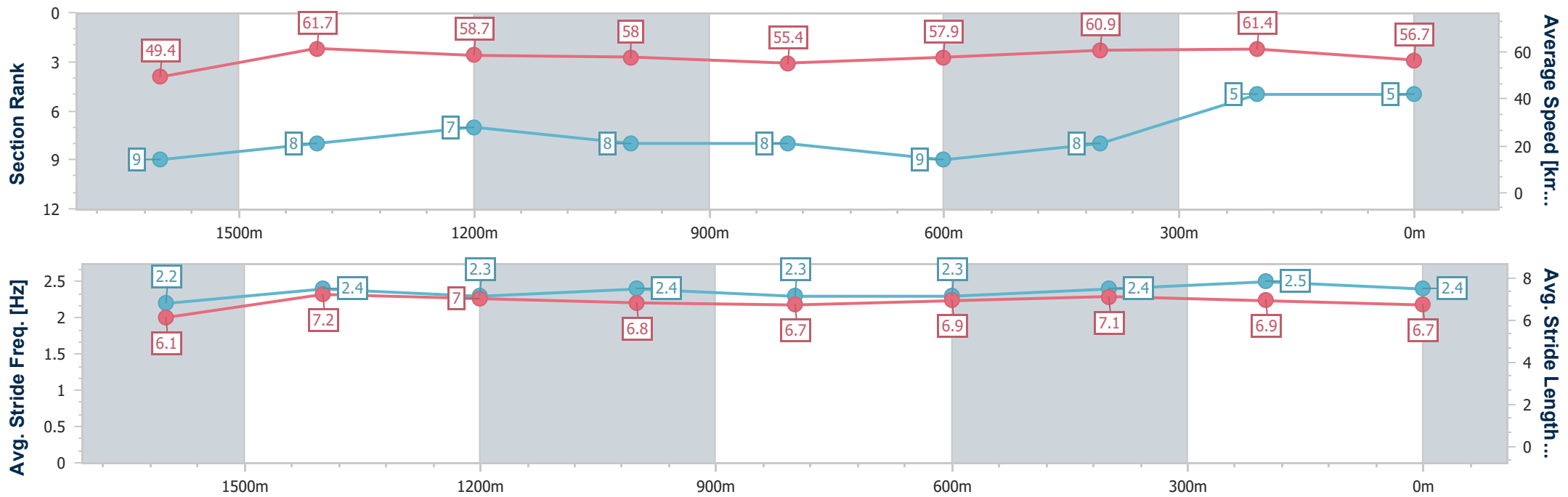
Race 1: VALE LES GEEVES Maiden Handicap - 1800m



17 January 2025 - 12:45

Track Rating: Good 4, Weather: Fine, Rail Position: +9m Entire

Section	Overall	1600m	1400m	1200m	1000m	800m	600m	400m	200m			
Section Times	1:53.30 [5] (0:14.60)	1:38.70 [9] (0:11.72)	1:26.98 [8] (0:12.32)	1:14.66 [7] (0:12.42)	1:02.24 [8] (0:13.11)	0:49.13 [8] (0:12.68)	0:36.45 [9] (0:12.05)	0:24.40 [8] (0:11.69)	0:12.71 [5] (0:12.71)			
Average Speed [km/h]	49.4	61.7	58.7	58.0	55.4	57.9	60.9	61.4	56.7			
Top Speed [km/h]	61.9	63.0	62.5	59.5	58.1	60.7	62.3	63.2	59.2			
Avg. Dist. to Rail [m]	3.9	1.1	1.9	3.0	3.0	3.0	3.3	5.5	4.3			
Avg. Stride Freq. [Hz]	2.2	2.4	2.3	2.4	2.3	2.3	2.4	2.5	2.4			
Avg. Stride Length [m]	6.1	7.2	7.0	6.8	6.7	6.9	7.1	6.9	6.7			



- [ ] Ranking at each section and finish
- .-.- No data available at this section
- NA No data available



Horse/Jockey Name	Vanguard Legend
Final Rank	6
Fastest Section Time (Section)	0:11.70 (1600m)
Top Speed [km/h] (Section)	62.6 (1600m)
Race State	Finished



Sunshine Coast QLD Professional

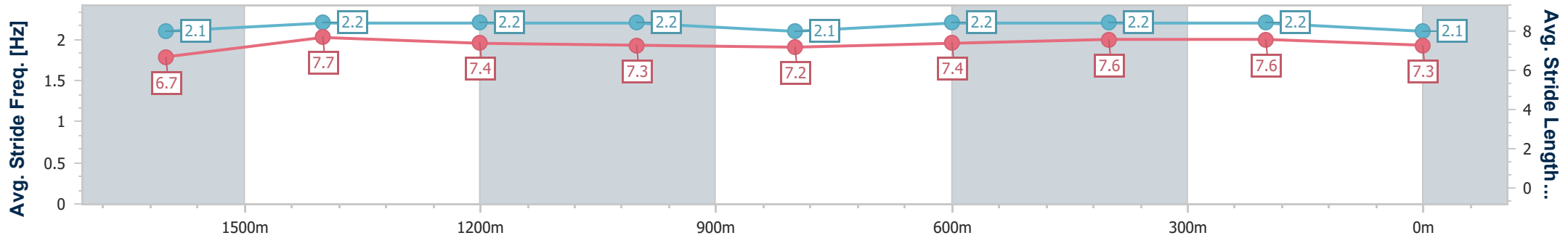
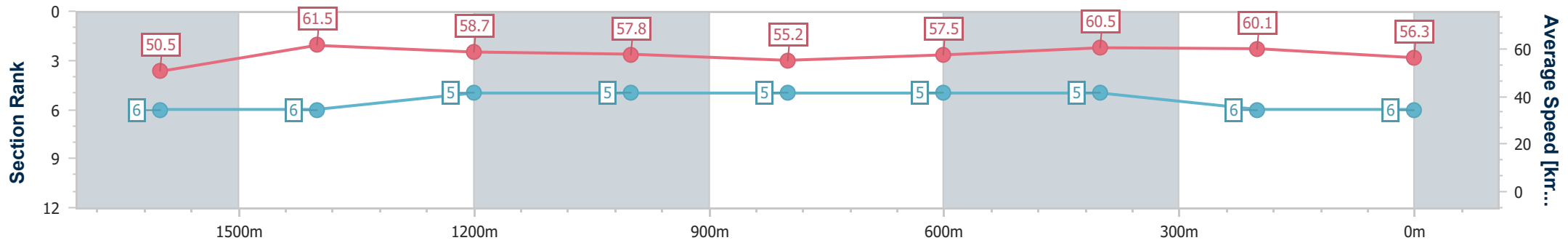
Race 1: VALE LES GEEVES Maiden Handicap - 1800m



17 January 2025 - 12:45

Track Rating: Good 4, Weather: Fine, Rail Position: +9m Entire

Section	Overall	1600m	1400m	1200m	1000m	800m	600m	400m	200m
Section Times	1:53.44 [6] (0:14.27)	1:39.17 [6] (0:11.70)	1:27.47 [6] (0:12.31)	1:15.16 [5] (0:12.48)	1:02.68 [5] (0:13.14)	0:49.54 [5] (0:12.73)	0:36.81 [5] (0:11.99)	0:24.82 [5] (0:12.02)	0:12.80 [6] (0:12.80)
Average Speed [km/h]	50.5	61.5	58.7	57.8	55.2	57.5	60.5	60.1	56.3
Top Speed [km/h]	60.5	62.6	61.4	58.2	57.3	59.8	61.1	61.7	59.0
Avg. Dist. to Rail [m]	1.7	0.7	1.4	2.7	2.9	2.6	2.0	2.4	2.0
Avg. Stride Freq. [Hz]	2.1	2.2	2.2	2.2	2.1	2.2	2.2	2.2	2.1
Avg. Stride Length [m]	6.7	7.7	7.4	7.3	7.2	7.4	7.6	7.6	7.3



- [ ] Ranking at each section and finish
- .-.- No data available at this section
- NA No data available





Horse/Jockey Name	Bolero
Final Rank	7
Fastest Section Time (Section)	0:11.78 (1600m)
Top Speed [km/h] (Section)	62.9 (1600m)
Race State	Finished



### Sunshine Coast QLD Professional

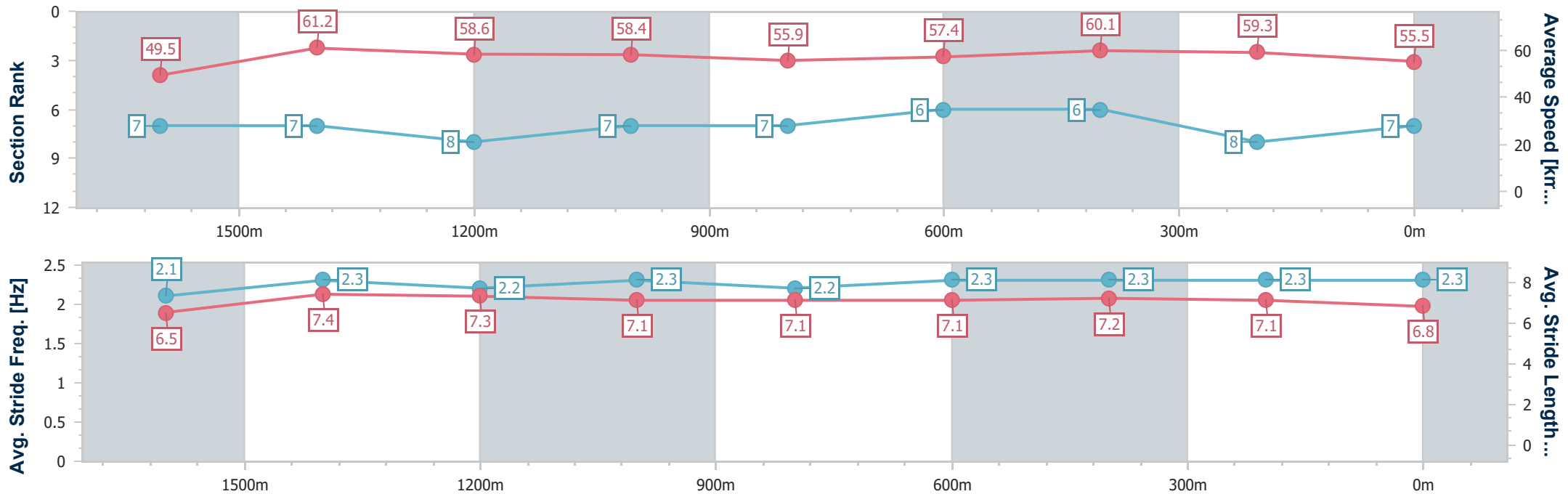
Race 1: VALE LES GEEVES Maiden Handicap - 1800m

17 January 2025 - 12:45



Track Rating: Good 4, Weather: Fine, Rail Position: +9m Entire

Section	Overall	1600m	1400m	1200m	1000m	800m	600m	400m	200m
Section Times	1:53.85 [7] (0:14.54)	1:39.31 [7] (0:11.78)	1:27.53 [7] (0:12.33)	1:15.20 [8] (0:12.32)	1:02.88 [7] (0:12.97)	0:49.91 [7] (0:12.70)	0:37.21 [6] (0:12.09)	0:25.12 [6] (0:12.13)	0:12.99 [8] (0:12.99)
Average Speed [km/h]	49.5	61.2	58.6	58.4	55.9	57.4	60.1	59.3	55.5
Top Speed [km/h]	60.2	62.9	62.2	59.5	59.3	60.3	61.3	61.3	57.0
Avg. Dist. to Rail [m]	2.9	0.8	1.3	1.9	2.2	2.2	1.6	1.0	0.2
Avg. Stride Freq. [Hz]	2.1	2.3	2.2	2.3	2.2	2.3	2.3	2.3	2.3
Avg. Stride Length [m]	6.5	7.4	7.3	7.1	7.1	7.1	7.2	7.1	6.8



- [ ] Ranking at each section and finish
- .-.- No data available at this section
- NA No data available



Horse/Jockey Name	Air Of Authority
Final Rank	8
Fastest Section Time (Section)	0:11.62 (1600m)
Top Speed [km/h] (Section)	64.0 (Overall)
Race State	Finished



### Sunshine Coast QLD Professional

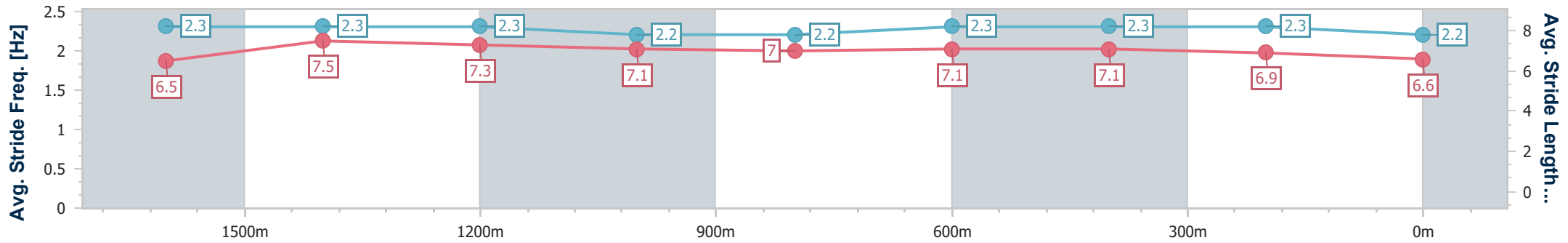
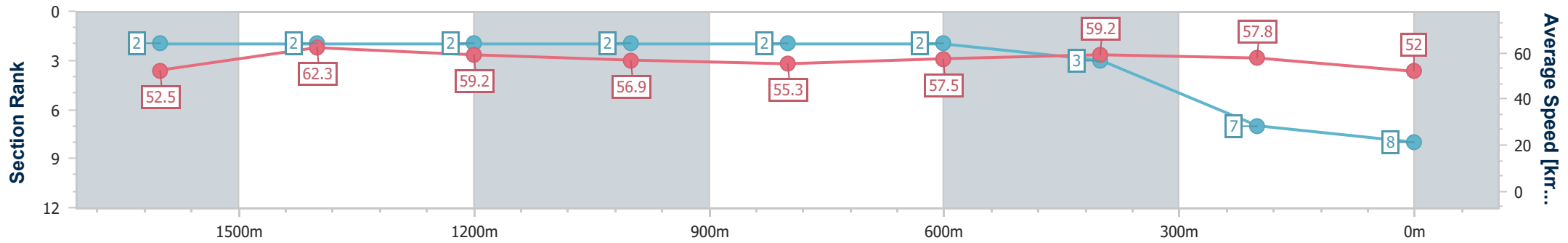
Race 1: VALE LES GEEVES Maiden Handicap - 1800m



17 January 2025 - 12:45

Track Rating: Good 4, Weather: Fine, Rail Position: +9m Entire

Section	Overall	1600m	1400m	1200m	1000m	800m	600m	400m	200m
Section Times	1:54.59 [8] (0:13.80)	1:40.79 [2] (0:11.62)	1:29.17 [2] (0:12.22)	1:16.95 [2] (0:12.72)	1:04.23 [2] (0:13.08)	0:51.15 [2] (0:12.60)	0:38.55 [2] (0:12.21)	0:26.34 [3] (0:12.48)	0:13.86 [7] (0:13.86)
Average Speed [km/h]	52.5	62.3	59.2	56.9	55.3	57.5	59.2	57.8	52.0
Top Speed [km/h]	64.0	63.2	60.6	57.8	56.2	59.2	60.6	59.0	55.5
Avg. Dist. to Rail [m]	3.3	1.6	2.1	2.6	2.3	1.2	1.0	2.7	2.3
Avg. Stride Freq. [Hz]	2.3	2.3	2.3	2.2	2.2	2.3	2.3	2.3	2.2
Avg. Stride Length [m]	6.5	7.5	7.3	7.1	7.0	7.1	7.1	6.9	6.6



- [ ] Ranking at each section and finish
- .-.- No data available at this section
- NA No data available



Horse/Jockey Name	Justanother Hungee
Final Rank	9
Fastest Section Time (Section)	0:11.76 (1600m)
Top Speed [km/h] (Section)	62.5 (1600m)
Race State	Finished



Sunshine Coast QLD Professional

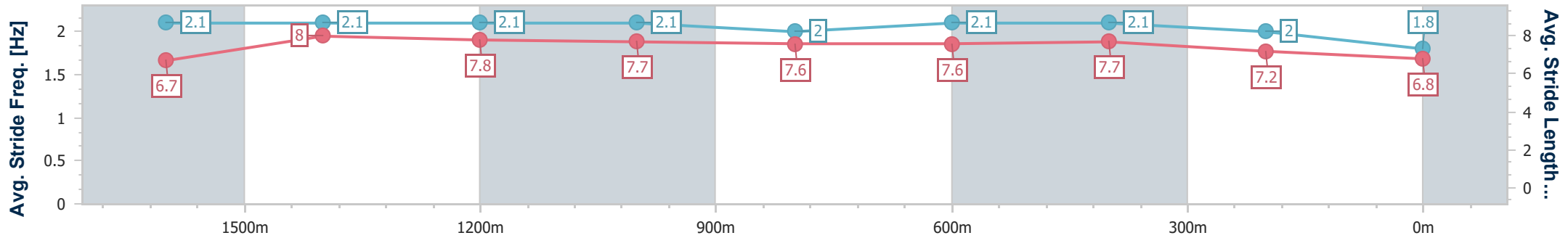
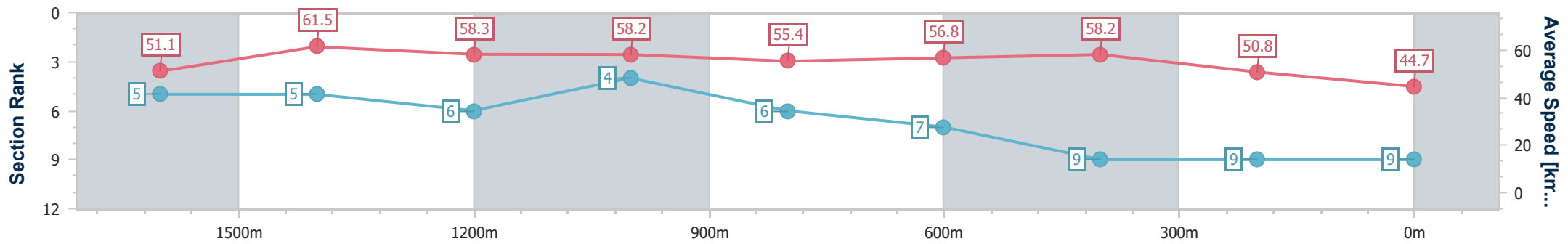
Race 1: VALE LES GEEVES Maiden Handicap - 1800m



17 January 2025 - 12:45

Track Rating: Good 4, Weather: Fine, Rail Position: +9m Entire

Section	Overall	1600m	1400m	1200m	1000m	800m	600m	400m	200m			
Section Times	1:59.65 [9] (0:14.18)	1:45.47 [5] (0:11.76)	1:33.71 [5] (0:12.41)	1:21.30 [6] (0:12.40)	1:08.90 [4] (0:13.16)	0:55.74 [6] (0:12.88)	0:42.86 [7] (0:12.57)	0:30.29 [9] (0:14.22)	0:16.07 [9] (0:16.07)			
Average Speed [km/h]	51.1	61.5	58.3	58.2	55.4	56.8	58.2	50.8	44.7			
Top Speed [km/h]	62.4	62.5	61.4	59.5	58.6	58.2	59.5	55.6	46.7			
Avg. Dist. to Rail [m]	5.1	1.4	2.7	3.4	3.6	3.1	2.7	3.1	3.1			
Avg. Stride Freq. [Hz]	2.1	2.1	2.1	2.1	2.0	2.1	2.1	2.0	1.8			
Avg. Stride Length [m]	6.7	8.0	7.8	7.7	7.6	7.6	7.7	7.2	6.8			



- [ ] Ranking at each section and finish
- .-.- No data available at this section
- NA No data available