



Sunshine Coast QLD Professional
Race 2: STANLEY RIVER THOROUGHBREDS BENCHMARK 58 Handicap
- 1800m
17 January 2025 - 13:21



Track Rating: Good 4, Weather: Fine, Rail Position: +9m Entire

Section		Overall	1600m	1400m	1200m	1000m	800m	600m	Last 600m				
Field Times		1:51.16 (0:13.80)	1:37.36 (0:11.43)	1:25.93 (0:12.12)	1:13.81 (0:12.52)	1:01.29 (0:13.01)	0:48.28 (0:12.62)	0:35.66 (0:11.74)	0:35.66				
Rank	TAB Horse/Jockey	Barrier	Top Speed [km/h]	Fastest Section									Distance Travelled [m]
1	5 MEDICAL AUTOCRAT Jasper Franklin	1	63.4 1600m	0:11.48 400m	1:51.16 [1] (0:13.90)	1:37.26 [3] (0:11.53)	1:25.73 [3] (0:12.25)	1:13.48 [3] (0:12.55)	1:00.93 [3] (0:13.09)	0:47.84 [4] (0:12.62)	0:35.22 [3] (0:11.81)	0:35.22	
2	9 REEL WILD Jake Bayliss	4	65.0 400m	0:11.23 400m	1:51.31 [2] (0:14.20)	1:37.11 [5] (0:11.54)	1:25.57 [5] (0:12.09)	1:13.48 [5] (0:12.53)	1:00.95 [5] (0:13.02)	0:47.93 [5] (0:12.75)	0:35.18 [5] (0:11.84)	0:35.18	+6
3	7 HEREDITARY Boris Thornton	8	65.9 400m	0:11.06 400m	1:51.37 [3] (0:14.48)	1:36.89 [9] (0:11.84)	1:25.05 [11] (0:12.17)	1:12.88 [11] (0:12.50)	1:00.38 [11] (0:13.06)	0:47.32 [11] (0:12.60)	0:34.72 [11] (0:11.84)	0:34.72	+11
4	1 ARIZONA DREAMING Rob Thorburn	2	64.2 400m	0:11.37 400m	1:51.38 [4] (0:13.87)	1:37.51 [2] (0:11.51)	1:26.00 [2] (0:12.14)	1:13.86 [2] (0:12.52)	1:01.34 [2] (0:13.00)	0:48.34 [2] (0:12.80)	0:35.54 [2] (0:11.98)	0:35.54	+8
5	3 OUR ORATOR Jace McMurray	9	64.3 400m	0:11.34 400m	1:51.67 [5] (0:14.55)	1:37.12 [10] (0:11.55)	1:25.57 [10] (0:12.11)	1:13.46 [8] (0:12.50)	1:00.96 [8] (0:13.05)	0:47.91 [8] (0:12.60)	0:35.31 [9] (0:11.93)	0:35.31	+10
6	6 ACES UP Samantha Collett	3	64.0 400m	0:11.42 400m	1:51.81 [6] (0:14.36)	1:37.45 [8] (0:11.44)	1:26.01 [7] (0:12.18)	1:13.83 [7] (0:12.55)	1:01.28 [7] (0:13.06)	0:48.22 [6] (0:12.58)	0:35.64 [6] (0:11.92)	0:35.64	+0
7	13 NITROGLYCERINE Mark Du Plessis	6	63.5 400m	0:11.50 1600m	1:52.27 [7] (0:14.56)	1:37.71 [11] (0:11.50)	1:26.21 [9] (0:12.16)	1:14.05 [9] (0:12.56)	1:01.49 [10] (0:13.03)	0:48.46 [9] (0:12.59)	0:35.87 [10] (0:12.03)	0:35.87	+5
8	10 BOLD TYRANT Georgina Cartwright	10	64.3 Overall	0:11.43 1600m	1:52.31 [8] (0:13.80)	1:38.51 [1] (0:11.43)	1:27.08 [1] (0:12.12)	1:14.96 [1] (0:12.52)	1:02.44 [1] (0:13.01)	0:49.43 [1] (0:12.62)	0:36.81 [1] (0:11.74)	0:36.81	+3
9	2 CONNECTICUT Corey Sutherland	11	64.0 1600m	0:11.53 1600m	1:52.86 [9] (0:14.04)	1:38.82 [4] (0:11.53)	1:27.29 [4] (0:12.20)	1:15.09 [4] (0:12.50)	1:02.59 [4] (0:13.03)	0:49.56 [3] (0:12.68)	0:36.88 [4] (0:12.20)	0:36.88	+13
10	11 CASH ARTIST Micheal Hellyer	5	62.5 1600m	0:11.72 1600m	1:53.54 [10] (0:14.32)	1:39.22 [7] (0:11.72)	1:27.50 [8] (0:12.26)	1:15.24 [10] (0:12.47)	1:02.77 [9] (0:13.07)	0:49.70 [10] (0:12.50)	0:37.20 [8] (0:12.18)	0:37.20	+11

Scratched: Blueprint (#8), Magadan (#4)

[] Ranking at each section and finish
 -:-:- No data available at this section
 NA No data available

SCN Saddle cloth number
 DNF Did not finish
 DNT Did not track



Sunshine Coast QLD Professional
Race 2: STANLEY RIVER THOROUGHBREDS BENCHMARK 58 Handicap
- 1800m
17 January 2025 - 13:21



Track Rating: Good 4, Weather: Fine, Rail Position: +9m Entire

Section	Overall	1600m	1400m	1200m	1000m	800m	600m	Last 600m
Field Times	1:51.16 (0:13.80)	1:37.36 (0:11.43)	1:25.93 (0:12.12)	1:13.81 (0:12.52)	1:01.29 (0:13.01)	0:48.28 (0:12.62)	0:35.66 (0:11.74)	0:35.66

Rank	TAB	Horse/Jockey	Barrier	Top Speed [km/h]	Fastest Section	Overall	1600m	1400m	1200m	1000m	800m	600m	Last 600m	Distance Travelled [m]
11	12	LOVEZELADYS	7	63.8	0:11.55	1:53.62 [11]	1:39.41 [6]	1:27.86 [6]	1:15.70 [6]	1:03.12 [6]	0:50.02 [7]	0:37.38 [7]	0:37.38	+13
		Minonette Kennedy		1600m	1600m	(0:14.21)	(0:11.55)	(0:12.16)	(0:12.58)	(0:13.10)	(0:12.64)	(0:12.26)		

Scratched: Blueprint (#8), Magadan (#4)

[] Ranking at each section and finish
 -:-:- No data available at this section
 NA No data available

SCN Saddle cloth number
 DNF Did not finish
 DNT Did not track



Sunshine Coast QLD Professional

Race 2: STANLEY RIVER THOROUGHBREDS BENCHMARK 58 Handicap - 1800m



17 January 2025 - 13:21

Track Rating: Good 4, Weather: Fine, Rail Position: +9m Entire

Section				400m	200m			Last 600m			
Field Times				0:23.92 (0:11.95)	0:11.97 (0:11.97)			0:35.66			
Rank	TAB	Horse/Jockey	Barrier	Top Speed [km/h]	Fastest Section	Margin				Distance Travelled [m]	
1	5	MEDICAL AUTOCRAT Jasper Franklin	1	63.4 1600m	0:11.48 400m	0:23.41 [2] (0:11.48)	0:11.93 [3] (0:11.93)	1:51.16		0:35.22	
2	9	REEL WILD Jake Bayliss	4	65.0 400m	0:11.23 400m	0:23.34 [4] (0:11.23)	0:12.11 [2] (0:12.11)	0.8L		0:35.18	+6
3	7	HEREDITARY Boris Thornton	8	65.9 400m	0:11.06 400m	0:22.88 [9] (0:11.06)	0:11.82 [6] (0:11.82)	1L		0:34.72	+11
4	1	ARIZONA DREAMING Rob Thorburn	2	64.2 400m	0:11.37 400m	0:23.56 [3] (0:11.37)	0:12.19 [1] (0:12.19)	1.1L		0:35.54	+8
5	3	OUR ORATOR Jace McMurray	9	64.3 400m	0:11.34 400m	0:23.38 [7] (0:11.34)	0:12.04 [7] (0:12.04)	2.6L		0:35.31	+10
6	6	ACES UP Samantha Collett	3	64.0 400m	0:11.42 400m	0:23.72 [5] (0:11.42)	0:12.30 [5] (0:12.30)	3.4L		0:35.64	+0
7	13	NITROGLYCERINE Mark Du Plessis	6	63.5 400m	0:11.50 1600m	0:23.84 [8] (0:11.52)	0:12.32 [8] (0:12.32)	5.9L		0:35.87	+5
8	10	BOLD TYRANT Georgina Cartwright	10	64.3 Overall	0:11.43 1600m	0:25.07 [1] (0:12.09)	0:12.98 [4] (0:12.98)	6.1L		0:36.81	+3
9	2	CONNECTICUT Corey Sutherland	11	64.0 1600m	0:11.53 1600m	0:24.68 [6] (0:11.86)	0:12.82 [9] (0:12.82)	9.1L		0:36.88	+13
10	11	CASH ARTIST Micheal Hellyer	5	62.5 1600m	0:11.72 1600m	0:25.02 [11] (0:11.86)	0:13.16 [10] (0:13.16)	12.9L		0:37.20	+11

Scratched: Blueprint (#8), Magadan (#4)

[] Ranking at each section and finish
 -:-:- No data available at this section
 NA No data available

SCN Saddle cloth number
 DNF Did not finish
 DNT Did not track



Sunshine Coast QLD Professional
Race 2: STANLEY RIVER THOROUGHBREDS BENCHMARK 58 Handicap
- 1800m
17 January 2025 - 13:21



Track Rating: Good 4, Weather: Fine, Rail Position: +9m Entire

Section	400m		200m		Last 600m					
Field Times	0:23.92 (0:11.95)		0:11.97 (0:11.97)		0:35.66					
Rank	TAB	Horse/Jockey	Barrier	Top Speed [km/h]	Fastest Section	Margin	Distance Travelled [m]			
11	12	LOVEZELADYS	7	63.8	0:11.55	0:25.12 [10]	0:13.09 [11]	13.2L	0:37.38	+13
		Minonette Kennedy		1600m	1600m	(0:12.03)	(0:13.09)			

Scratched: Blueprint (#8), Magadan (#4)

[] Ranking at each section and finish
 -:-:-:- No data available at this section
 NA No data available

SCN Saddle cloth number
 DNF Did not finish
 DNT Did not track



Horse/Jockey Name	Medical Autocrat
Final Rank	1
Fastest Section Time (Section)	0:11.48 (400m)
Top Speed [km/h] (Section)	63.4 (1600m)
Race State	Finished



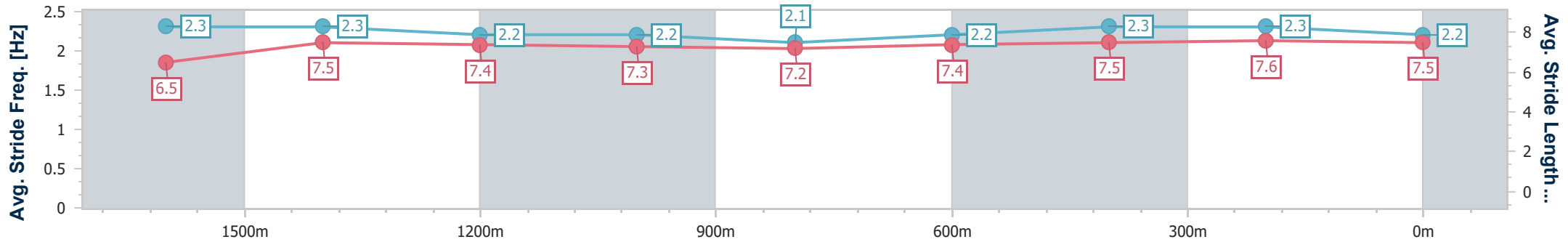
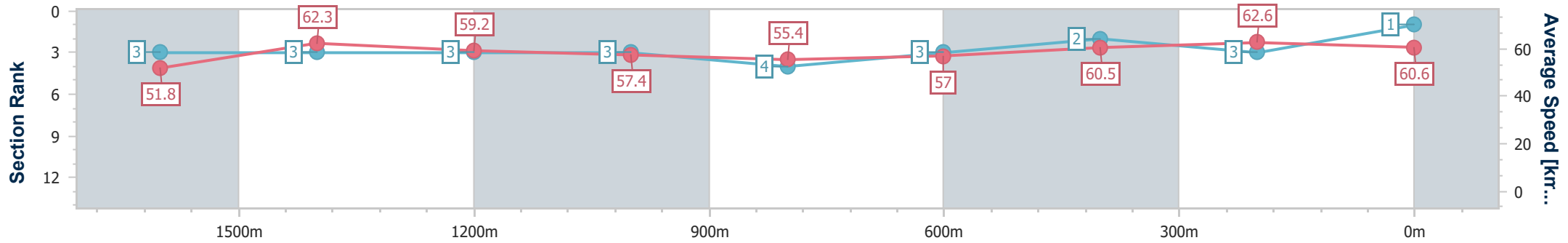
Sunshine Coast QLD Professional
 Race 2: STANLEY RIVER THOROUGHBREDS BENCHMARK 58
 Handicap - 1800m



17 January 2025 - 13:21

Track Rating: Good 4, Weather: Fine, Rail Position: +9m Entire

Section	Overall	1600m	1400m	1200m	1000m	800m	600m	400m	200m				
Section Times	1:51.16 [1] (0:13.90)	1:37.26 [3] (0:11.53)	1:25.73 [3] (0:12.25)	1:13.48 [3] (0:12.55)	1:00.93 [3] (0:13.09)	0:47.84 [4] (0:12.62)	0:35.22 [3] (0:11.81)	0:23.41 [2] (0:11.48)	0:11.93 [3] (0:11.93)				
Average Speed [km/h]	51.8	62.3	59.2	57.4	55.4	57.0	60.5	62.6	60.6				
Top Speed [km/h]	62.4	63.4	62.3	58.3	56.7	58.9	62.9	63.3	62.7				
Avg. Dist. to Rail [m]	0.9	1.1	2.4	3.0	1.9	0.9	1.2	1.4	2.6				
Avg. Stride Freq. [Hz]	2.3	2.3	2.2	2.2	2.1	2.2	2.3	2.3	2.2				
Avg. Stride Length [m]	6.5	7.5	7.4	7.3	7.2	7.4	7.5	7.6	7.5				



- [] Ranking at each section and finish
- .-.- No data available at this section
- NA No data available



Horse/Jockey Name	Reel Wild
Final Rank	2
Fastest Section Time (Section)	0:11.23 (400m)
Top Speed [km/h] (Section)	65.0 (400m)
Race State	Finished



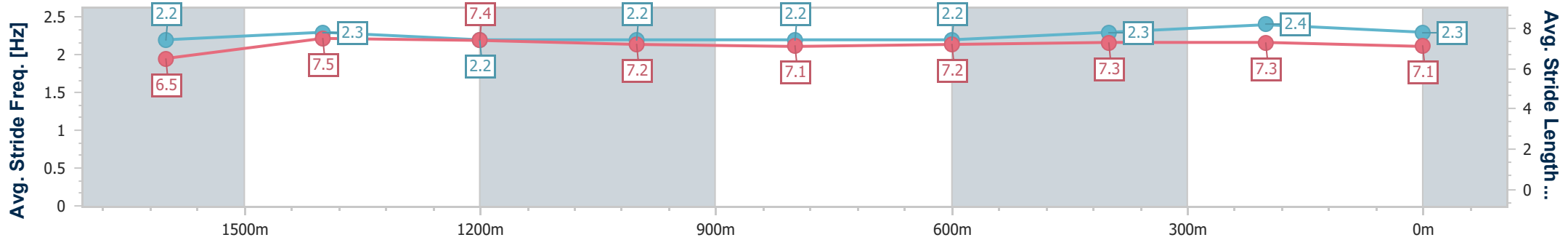
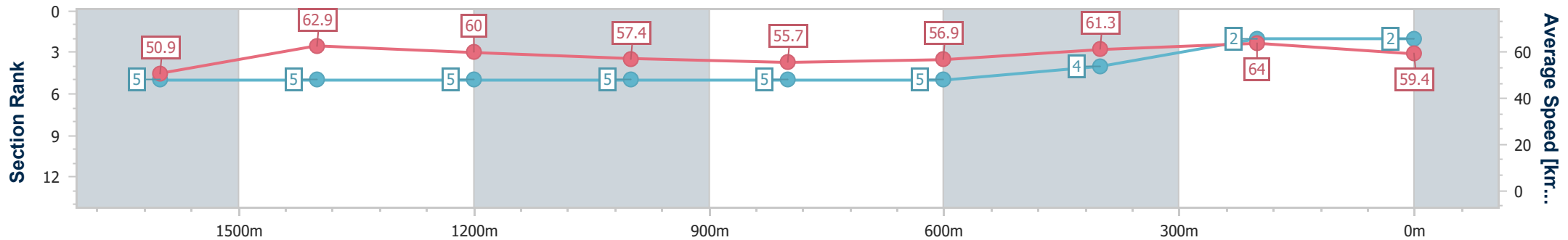
Sunshine Coast QLD Professional
Race 2: STANLEY RIVER THOROUGHBREDS BENCHMARK 58
Handicap - 1800m



17 January 2025 - 13:21

Track Rating: Good 4, Weather: Fine, Rail Position: +9m Entire

Section	Overall	1600m	1400m	1200m	1000m	800m	600m	400m	200m				
Section Times	1:51.31 [2] (0:14.20)	1:37.11 [5] (0:11.54)	1:25.57 [5] (0:12.09)	1:13.48 [5] (0:12.53)	1:00.95 [5] (0:13.02)	0:47.93 [5] (0:12.75)	0:35.18 [5] (0:11.84)	0:23.34 [4] (0:11.23)	0:12.11 [2] (0:12.11)				
Average Speed [km/h]	50.9	62.9	60.0	57.4	55.7	56.9	61.3	64.0	59.4				
Top Speed [km/h]	62.6	63.8	62.3	58.7	56.6	58.5	63.2	65.0	63.2				
Avg. Dist. to Rail [m]	3.1	2.5	2.4	2.7	2.2	1.3	1.1	3.1	6.1				
Avg. Stride Freq. [Hz]	2.2	2.3	2.2	2.2	2.2	2.2	2.3	2.4	2.3				
Avg. Stride Length [m]	6.5	7.5	7.4	7.2	7.1	7.2	7.3	7.3	7.1				



- [] Ranking at each section and finish
- .-.- No data available at this section
- NA No data available



Horse/Jockey Name	Hereditary
Final Rank	3
Fastest Section Time (Section)	0:11.06 (400m)
Top Speed [km/h] (Section)	65.9 (400m)
Race State	Finished



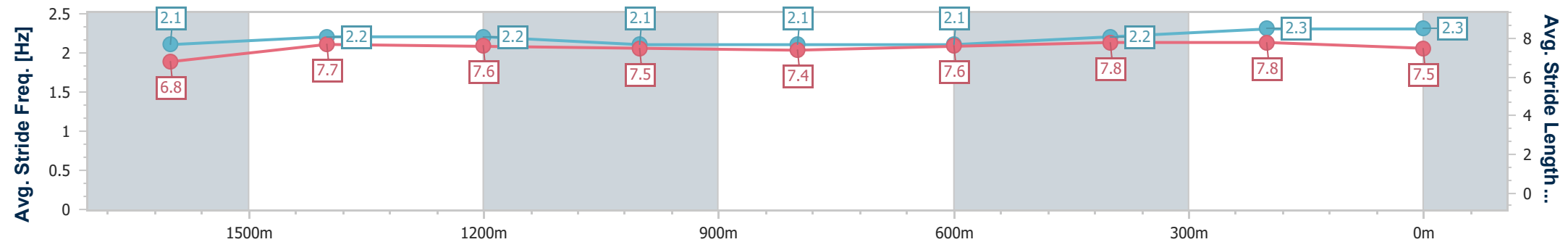
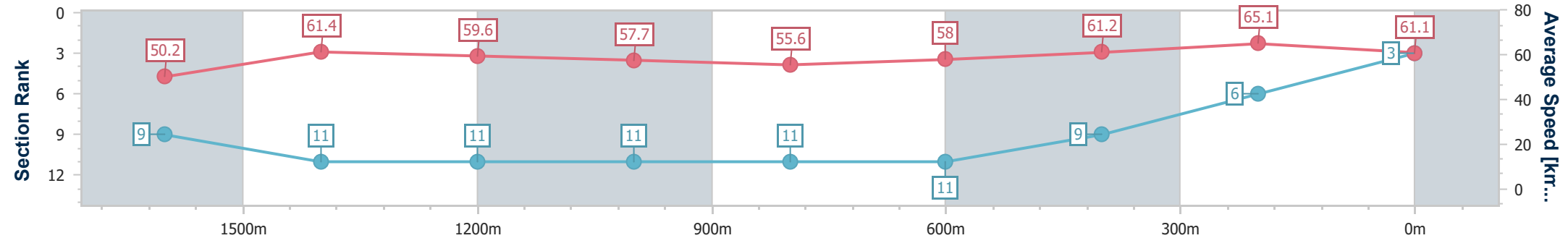
Sunshine Coast QLD Professional
 Race 2: STANLEY RIVER THOROUGHBREDS BENCHMARK 58
 Handicap - 1800m



17 January 2025 - 13:21

Track Rating: Good 4, Weather: Fine, Rail Position: +9m Entire

Section	Overall	1600m	1400m	1200m	1000m	800m	600m	400m	200m				
Section Times	1:51.37 [3] (0:14.48)	1:36.89 [9] (0:11.84)	1:25.05 [11] (0:12.17)	1:12.88 [11] (0:12.50)	1:00.38 [11] (0:13.06)	0:47.32 [11] (0:12.60)	0:34.72 [11] (0:11.84)	0:22.88 [9] (0:11.06)	0:11.82 [6] (0:11.82)				
Average Speed [km/h]	50.2	61.4	59.6	57.7	55.6	58.0	61.2	65.1	61.1				
Top Speed [km/h]	61.0	62.9	61.7	58.6	58.0	60.0	64.2	65.9	64.3				
Avg. Dist. to Rail [m]	5.4	3.3	2.7	3.3	2.9	2.6	1.9	4.0	7.8				
Avg. Stride Freq. [Hz]	2.1	2.2	2.2	2.1	2.1	2.1	2.2	2.3	2.3				
Avg. Stride Length [m]	6.8	7.7	7.6	7.5	7.4	7.6	7.8	7.8	7.5				



- [] Ranking at each section and finish
- .-.- No data available at this section
- NA No data available



Horse/Jockey Name	Arizona Dreaming
Final Rank	4
Fastest Section Time (Section)	0:11.37 (400m)
Top Speed [km/h] (Section)	64.2 (400m)
Race State	Finished



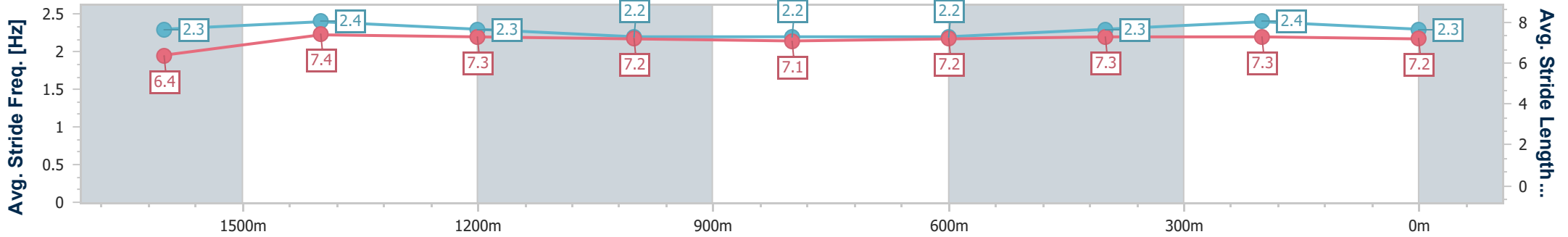
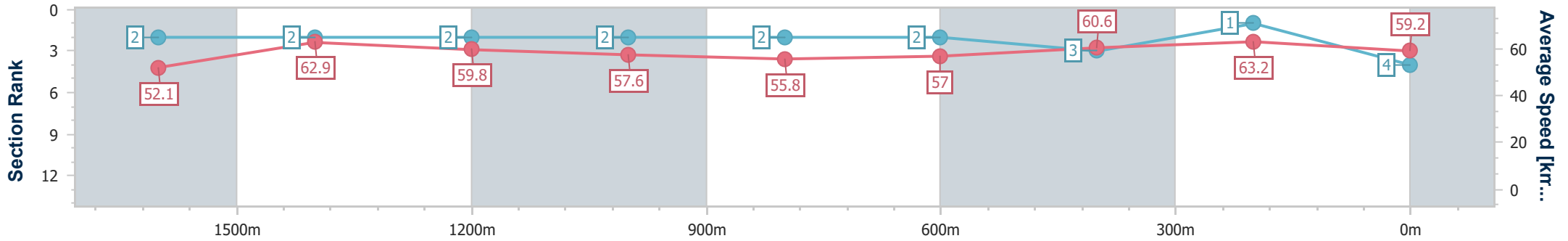
Sunshine Coast QLD Professional
 Race 2: STANLEY RIVER THOROUGHBREDS BENCHMARK 58
 Handicap - 1800m



17 January 2025 - 13:21

Track Rating: Good 4, Weather: Fine, Rail Position: +9m Entire

Section	Overall	1600m	1400m	1200m	1000m	800m	600m	400m	200m				
Section Times	1:51.38 [4] (0:13.87)	1:37.51 [2] (0:11.51)	1:26.00 [2] (0:12.14)	1:13.86 [2] (0:12.52)	1:01.34 [2] (0:13.00)	0:48.34 [2] (0:12.80)	0:35.54 [2] (0:11.98)	0:23.56 [3] (0:11.37)	0:12.19 [1] (0:12.19)				
Average Speed [km/h]	52.1	62.9	59.8	57.6	55.8	57.0	60.6	63.2	59.2				
Top Speed [km/h]	63.1	64.2	62.0	58.4	56.8	59.8	62.6	64.2	61.9				
Avg. Dist. to Rail [m]	1.2	2.8	3.3	3.4	2.8	2.1	1.2	3.8	5.4				
Avg. Stride Freq. [Hz]	2.3	2.4	2.3	2.2	2.2	2.2	2.3	2.4	2.3				
Avg. Stride Length [m]	6.4	7.4	7.3	7.2	7.1	7.2	7.3	7.3	7.2				



- [] Ranking at each section and finish
- .-.- No data available at this section
- NA No data available



Horse/Jockey Name	Our Orator
Final Rank	5
Fastest Section Time (Section)	0:11.34 (400m)
Top Speed [km/h] (Section)	64.3 (400m)
Race State	Finished



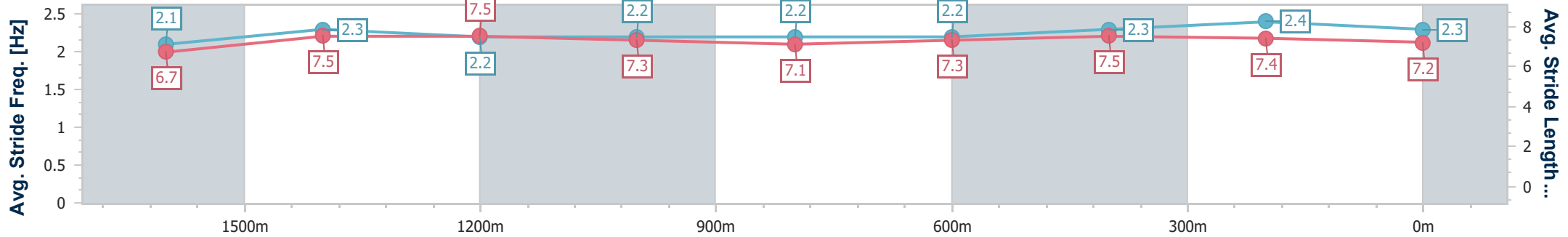
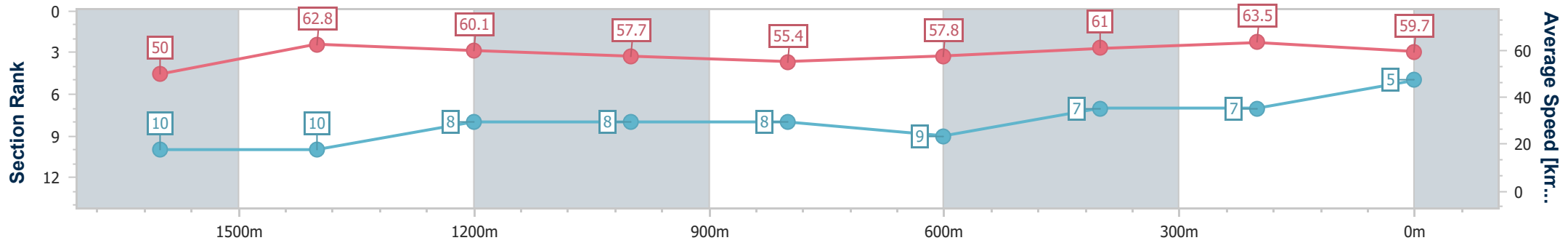
Sunshine Coast QLD Professional
Race 2: STANLEY RIVER THOROUGHBREDS BENCHMARK 58
Handicap - 1800m



17 January 2025 - 13:21

Track Rating: Good 4, Weather: Fine, Rail Position: +9m Entire

Section	Overall	1600m	1400m	1200m	1000m	800m	600m	400m	200m				
Section Times	1:51.67 [5] (0:14.55)	1:37.12 [10] (0:11.55)	1:25.57 [10] (0:12.11)	1:13.46 [8] (0:12.50)	1:00.96 [8] (0:13.05)	0:47.91 [8] (0:12.60)	0:35.31 [9] (0:11.93)	0:23.38 [7] (0:11.34)	0:12.04 [7] (0:12.04)				
Average Speed [km/h]	50.0	62.8	60.1	57.7	55.4	57.8	61.0	63.5	59.7				
Top Speed [km/h]	62.6	64.2	62.1	58.5	57.7	59.4	62.3	64.3	63.2				
Avg. Dist. to Rail [m]	6.6	3.0	2.8	3.5	2.9	2.0	1.5	5.2	7.0				
Avg. Stride Freq. [Hz]	2.1	2.3	2.2	2.2	2.2	2.2	2.3	2.4	2.3				
Avg. Stride Length [m]	6.7	7.5	7.5	7.3	7.1	7.3	7.5	7.4	7.2				



- [] Ranking at each section and finish
- .-.- No data available at this section
- NA No data available



Horse/Jockey Name	Aces Up
Final Rank	6
Fastest Section Time (Section)	0:11.42 (400m)
Top Speed [km/h] (Section)	64.0 (400m)
Race State	Finished



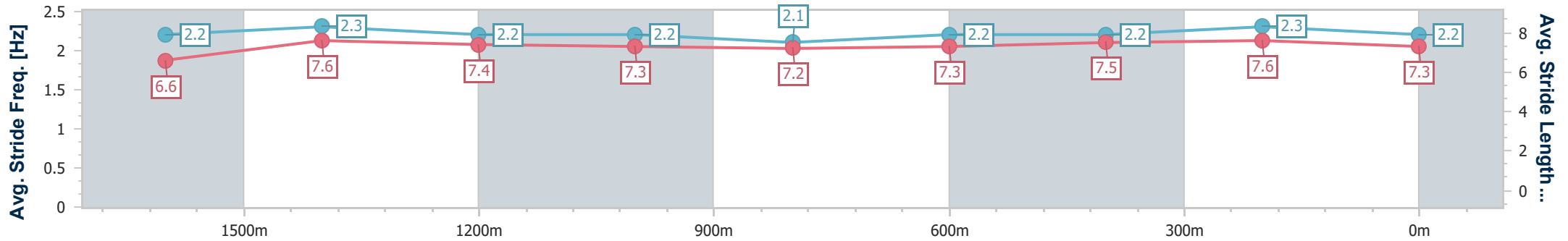
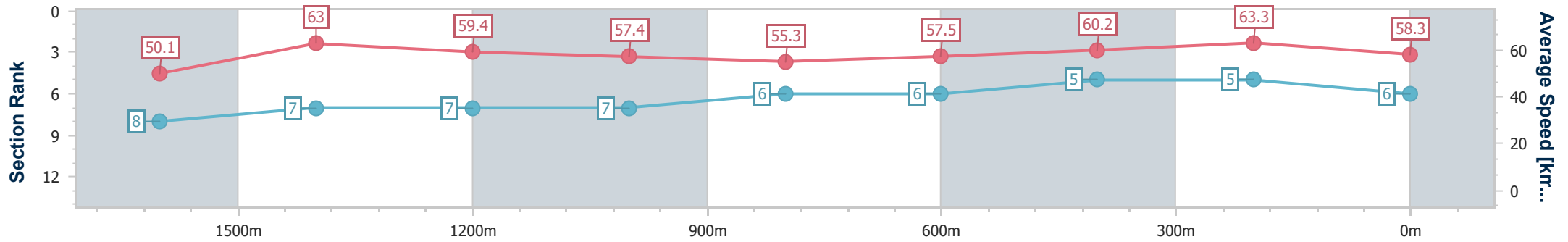
Sunshine Coast QLD Professional
 Race 2: STANLEY RIVER THOROUGHBREDS BENCHMARK 58
 Handicap - 1800m



17 January 2025 - 13:21

Track Rating: Good 4, Weather: Fine, Rail Position: +9m Entire

Section	Overall	1600m	1400m	1200m	1000m	800m	600m	400m	200m				
Section Times	1:51.81 [6] (0:14.36)	1:37.45 [8] (0:11.44)	1:26.01 [7] (0:12.18)	1:13.83 [7] (0:12.55)	1:01.28 [7] (0:13.06)	0:48.22 [6] (0:12.58)	0:35.64 [6] (0:11.92)	0:23.72 [5] (0:11.42)	0:12.30 [5] (0:12.30)				
Average Speed [km/h]	50.1	63.0	59.4	57.4	55.3	57.5	60.2	63.3	58.3				
Top Speed [km/h]	62.7	63.9	62.5	58.0	56.8	58.8	61.9	64.0	62.2				
Avg. Dist. to Rail [m]	1.2	0.7	1.5	1.7	1.4	0.5	0.4	2.6	3.2				
Avg. Stride Freq. [Hz]	2.2	2.3	2.2	2.2	2.1	2.2	2.2	2.3	2.2				
Avg. Stride Length [m]	6.6	7.6	7.4	7.3	7.2	7.3	7.5	7.6	7.3				



- [] Ranking at each section and finish
- .-.- No data available at this section
- NA No data available



Horse/Jockey Name	Nitroglycerine
Final Rank	7
Fastest Section Time (Section)	0:11.50 (1600m)
Top Speed [km/h] (Section)	63.5 (400m)
Race State	Finished



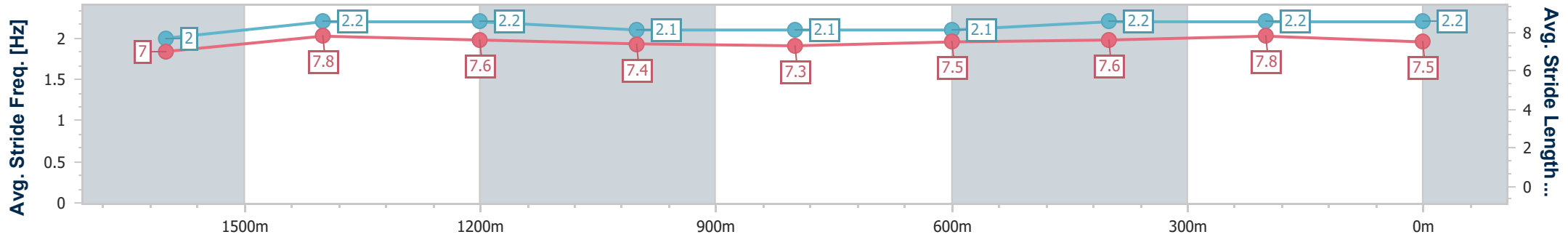
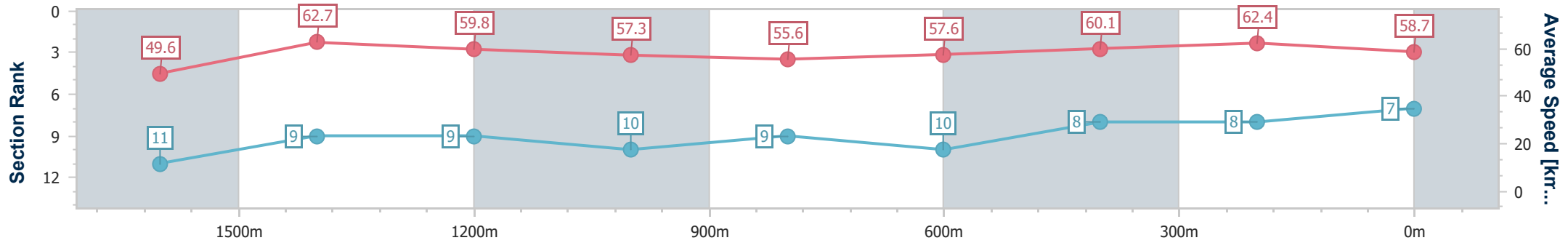
Sunshine Coast QLD Professional
 Race 2: STANLEY RIVER THOROUGHBREDS BENCHMARK 58
 Handicap - 1800m



17 January 2025 - 13:21

Track Rating: Good 4, Weather: Fine, Rail Position: +9m Entire

Section	Overall	1600m	1400m	1200m	1000m	800m	600m	400m	200m				
Section Times	1:52.27 [7] (0:14.56)	1:37.71 [11] (0:11.50)	1:26.21 [9] (0:12.16)	1:14.05 [9] (0:12.56)	1:01.49 [10] (0:13.03)	0:48.46 [9] (0:12.59)	0:35.87 [10] (0:12.03)	0:23.84 [8] (0:11.52)	0:12.32 [8] (0:12.32)				
Average Speed [km/h]	49.6	62.7	59.8	57.3	55.6	57.6	60.1	62.4	58.7				
Top Speed [km/h]	62.8	63.3	62.4	58.7	57.8	58.4	61.3	63.5	61.2				
Avg. Dist. to Rail [m]	3.5	1.5	2.3	2.9	2.4	1.2	0.5	1.2	3.1				
Avg. Stride Freq. [Hz]	2.0	2.2	2.2	2.1	2.1	2.1	2.2	2.2	2.2				
Avg. Stride Length [m]	7.0	7.8	7.6	7.4	7.3	7.5	7.6	7.8	7.5				



- [] Ranking at each section and finish
- .-.- No data available at this section
- NA No data available



Horse/Jockey Name	Bold Tyrant
Final Rank	8
Fastest Section Time (Section)	0:11.43 (1600m)
Top Speed [km/h] (Section)	64.3 (Overall)
Race State	Finished



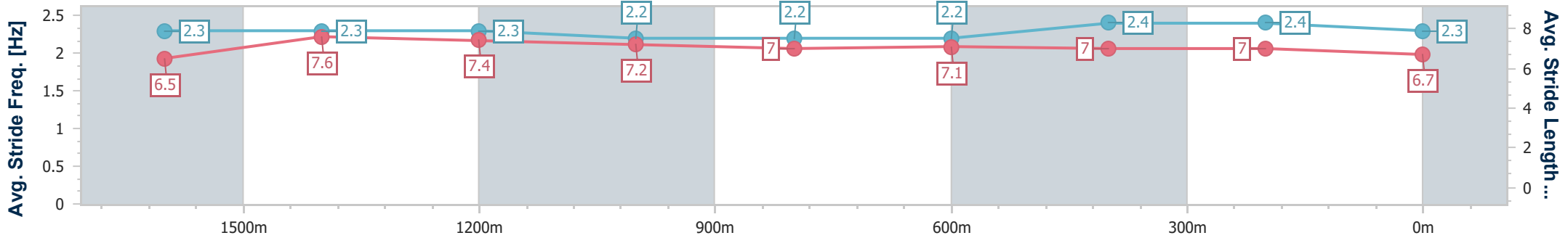
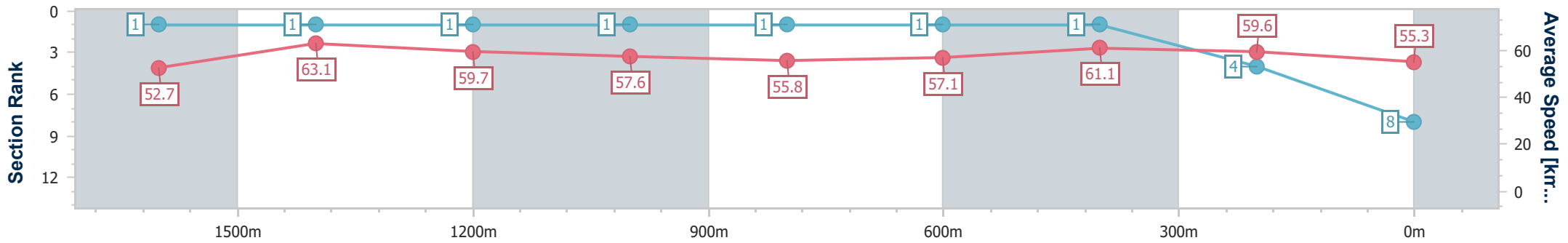
Sunshine Coast QLD Professional
 Race 2: STANLEY RIVER THOROUGHBREDS BENCHMARK 58
 Handicap - 1800m



17 January 2025 - 13:21

Track Rating: Good 4, Weather: Fine, Rail Position: +9m Entire

Section	Overall	1600m	1400m	1200m	1000m	800m	600m	400m	200m				
Section Times	1:52.31 [8] (0:13.80)	1:38.51 [1] (0:11.43)	1:27.08 [1] (0:12.12)	1:14.96 [1] (0:12.52)	1:02.44 [1] (0:13.01)	0:49.43 [1] (0:12.62)	0:36.81 [1] (0:11.74)	0:25.07 [1] (0:12.09)	0:12.98 [4] (0:12.98)				
Average Speed [km/h]	52.7	63.1	59.7	57.6	55.8	57.1	61.1	59.6	55.3				
Top Speed [km/h]	64.3	63.7	61.7	58.3	56.6	58.9	62.0	61.6	58.3				
Avg. Dist. to Rail [m]	7.0	1.4	1.8	2.6	2.2	0.7	0.4	0.4	0.4				
Avg. Stride Freq. [Hz]	2.3	2.3	2.3	2.2	2.2	2.2	2.4	2.4	2.3				
Avg. Stride Length [m]	6.5	7.6	7.4	7.2	7.0	7.1	7.0	7.0	6.7				



- [] Ranking at each section and finish
- .-.- No data available at this section
- NA No data available



Horse/Jockey Name	Connecticut
Final Rank	9
Fastest Section Time (Section)	0:11.53 (1600m)
Top Speed [km/h] (Section)	64.0 (1600m)
Race State	Finished



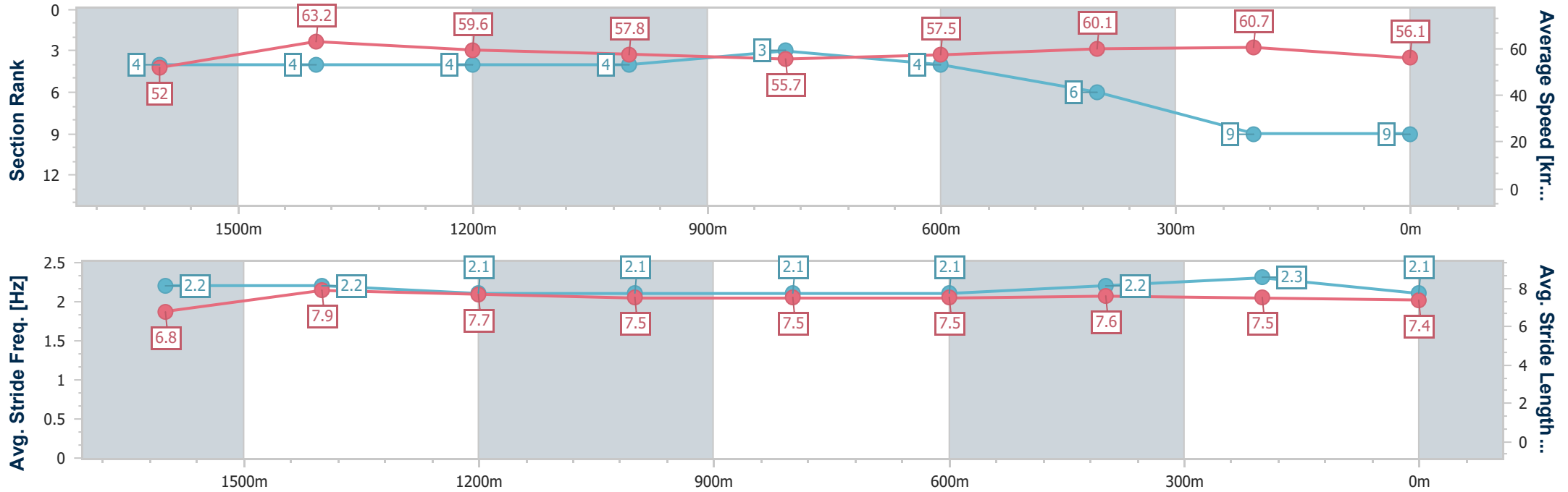
Sunshine Coast QLD Professional
Race 2: STANLEY RIVER THOROUGHBREDS BENCHMARK 58
Handicap - 1800m



17 January 2025 - 13:21

Track Rating: Good 4, Weather: Fine, Rail Position: +9m Entire

Section	Overall	1600m	1400m	1200m	1000m	800m	600m	400m	200m			
Section Times	1:52.86 [9] (0:14.04)	1:38.82 [4] (0:11.53)	1:27.29 [4] (0:12.20)	1:15.09 [4] (0:12.50)	1:02.59 [4] (0:13.03)	0:49.56 [3] (0:12.68)	0:36.88 [4] (0:12.20)	0:24.68 [6] (0:11.86)	0:12.82 [9] (0:12.82)			
Average Speed [km/h]	52.0	63.2	59.6	57.8	55.7	57.5	60.1	60.7	56.1			
Top Speed [km/h]	63.8	64.0	61.8	58.4	56.7	59.3	61.0	61.7	59.4			
Avg. Dist. to Rail [m]	8.5	3.9	3.9	3.8	3.1	2.2	3.1	6.4	5.7			
Avg. Stride Freq. [Hz]	2.2	2.2	2.1	2.1	2.1	2.1	2.2	2.3	2.1			
Avg. Stride Length [m]	6.8	7.9	7.7	7.5	7.5	7.5	7.6	7.5	7.4			



- [] Ranking at each section and finish
- .-.- No data available at this section
- NA No data available



Horse/Jockey Name	Cash Artist
Final Rank	10
Fastest Section Time (Section)	0:11.72 (1600m)
Top Speed [km/h] (Section)	62.5 (1600m)
Race State	Finished



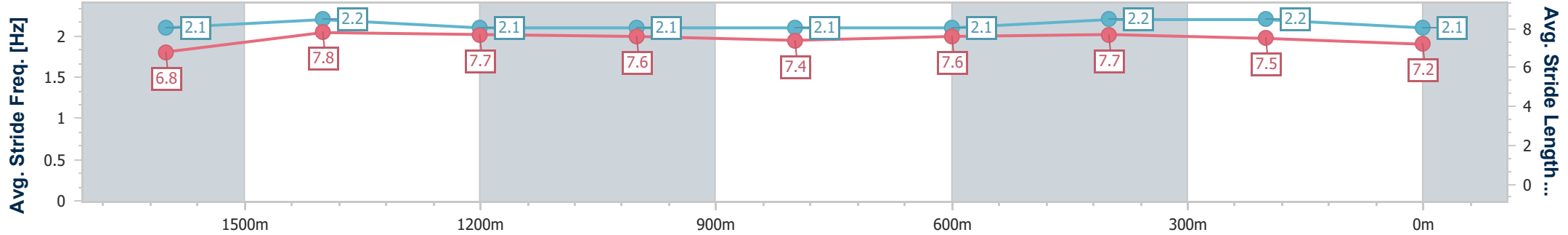
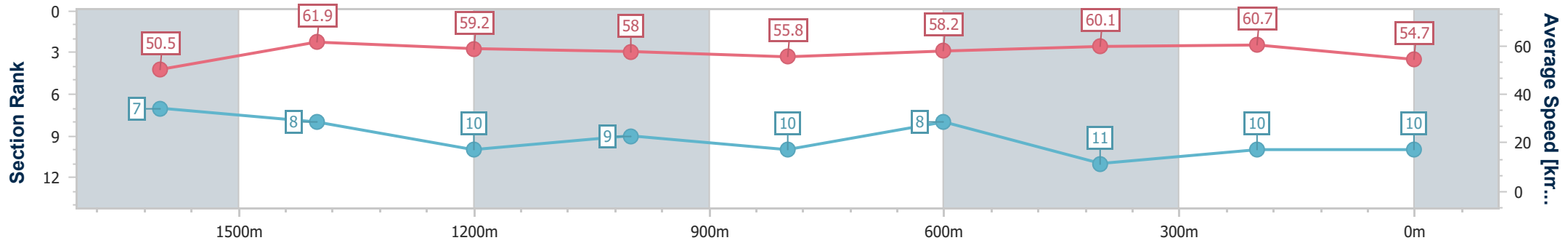
Sunshine Coast QLD Professional
Race 2: STANLEY RIVER THOROUGHBREDS BENCHMARK 58
Handicap - 1800m



17 January 2025 - 13:21

Track Rating: Good 4, Weather: Fine, Rail Position: +9m Entire

Section	Overall	1600m	1400m	1200m	1000m	800m	600m	400m	200m			
Section Times	1:53.54 [10] (0:14.32)	1:39.22 [7] (0:11.72)	1:27.50 [8] (0:12.26)	1:15.24 [10] (0:12.47)	1:02.77 [9] (0:13.07)	0:49.70 [10] (0:12.50)	0:37.20 [8] (0:12.18)	0:25.02 [11] (0:11.86)	0:13.16 [10] (0:13.16)			
Average Speed [km/h]	50.5	61.9	59.2	58.0	55.8	58.2	60.1	60.7	54.7			
Top Speed [km/h]	61.8	62.5	61.7	58.7	58.0	59.5	61.4	61.8	59.0			
Avg. Dist. to Rail [m]	3.5	2.8	3.8	4.0	3.9	2.0	2.8	6.3	4.5			
Avg. Stride Freq. [Hz]	2.1	2.2	2.1	2.1	2.1	2.1	2.2	2.2	2.1			
Avg. Stride Length [m]	6.8	7.8	7.7	7.6	7.4	7.6	7.7	7.5	7.2			



- [] Ranking at each section and finish
- .-.- No data available at this section
- NA No data available



Horse/Jockey Name	Lovezeladys
Final Rank	11
Fastest Section Time (Section)	0:11.55 (1600m)
Top Speed [km/h] (Section)	63.8 (1600m)
Race State	Finished



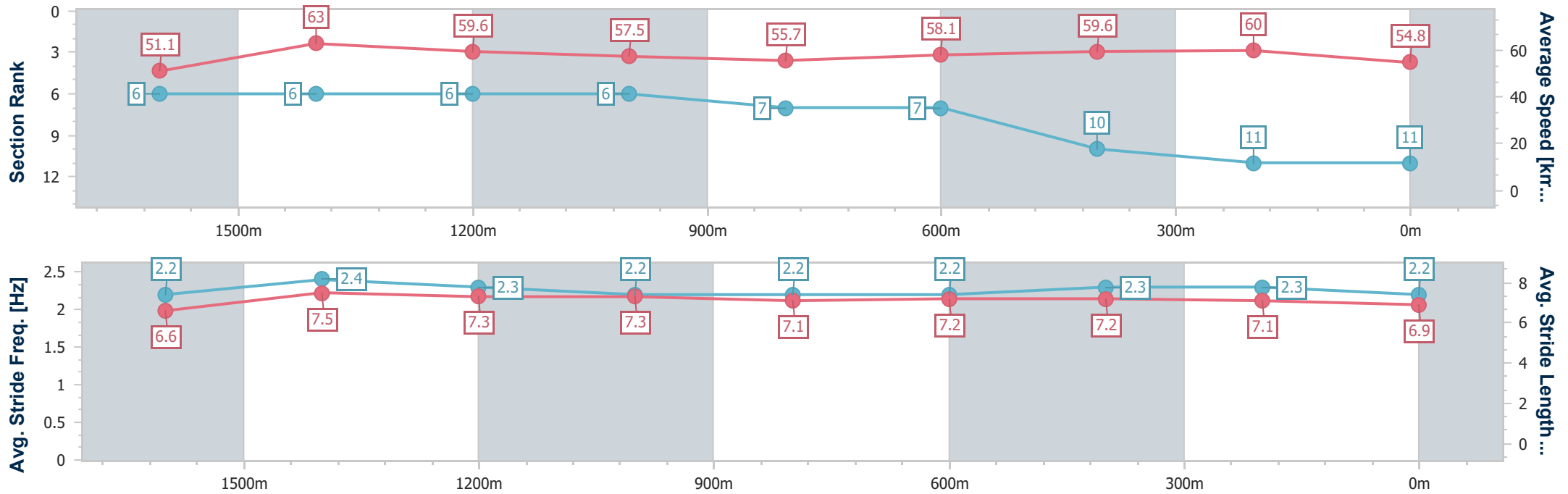
Sunshine Coast QLD Professional
 Race 2: STANLEY RIVER THOROUGHBREDS BENCHMARK 58
 Handicap - 1800m



17 January 2025 - 13:21

Track Rating: Good 4, Weather: Fine, Rail Position: +9m Entire

Section	Overall	1600m	1400m	1200m	1000m	800m	600m	400m	200m				
Section Times	1:53.62 [11] (0:14.21)	1:39.41 [6] (0:11.55)	1:27.86 [6] (0:12.16)	1:15.70 [6] (0:12.58)	1:03.12 [6] (0:13.10)	0:50.02 [7] (0:12.64)	0:37.38 [7] (0:12.26)	0:25.12 [10] (0:12.03)	0:13.09 [11] (0:13.09)				
Average Speed [km/h]	51.1	63.0	59.6	57.5	55.7	58.1	59.6	60.0	54.8				
Top Speed [km/h]	61.7	63.8	62.3	57.9	57.1	59.1	60.4	61.2	58.2				
Avg. Dist. to Rail [m]	4.2	3.7	3.3	4.6	4.1	3.3	2.6	4.9	2.5				
Avg. Stride Freq. [Hz]	2.2	2.4	2.3	2.2	2.2	2.2	2.3	2.3	2.2				
Avg. Stride Length [m]	6.6	7.5	7.3	7.3	7.1	7.2	7.2	7.1	6.9				



- [] Ranking at each section and finish
- .-.- No data available at this section
- NA No data available