



Sunshine Coast QLD Professional
Race 3: PERREN & PENNY PLUMBING QTIS Three-Year-Old Maiden
Handicap - 1000m
17 January 2025 - 13:57



Track Rating: Good 4, Weather: Fine, Rail Position: +9m Entire

Section											Last 600m	
Field Times		Overall	800m	600m	400m	200m						0:33.95
		0:58.07	0:44.81	0:33.95	0:22.87	0:11.47						
		(0:13.26)	(0:10.86)	(0:11.08)	(0:11.40)	(0:11.47)						
Rank	TAB	Horse/Jockey	Barrier	Top Speed [km/h]	Fastest Section						Margin	Distance Travelled [m]
1	7	JUST PRECIOUS	1	68.6	0:10.81	0:58.07 [1]	0:44.34 [9]	0:33.45 [5]	0:22.28 [5]	0:11.47 [1]	0:58.07	0:33.45
		Jace McMurray		Overall	400m	(0:13.73)	(0:10.89)	(0:11.17)	(0:10.81)	(0:11.47)		
2	10	OOHLALOUVRE	2	67.3	0:10.90	0:58.20 [2]	0:44.68 [4]	0:33.78 [3]	0:22.56 [4]	0:11.53 [3]	0.8L	0:33.78 +1
		Jake Bayliss		800m	800m	(0:13.52)	(0:10.90)	(0:11.22)	(0:11.03)	(0:11.53)		
3	12	QUERIDA	10	68.5	0:10.90	0:58.67 [3]	0:44.78 [10]	0:33.88 [9]	0:22.68 [9]	0:11.74 [6]	3.3L	0:33.88 +0
		Jag Guthmann-Chester		800m	800m	(0:13.89)	(0:10.90)	(0:11.20)	(0:10.94)	(0:11.74)		
4	9	AYE EYE BOOM	9	67.8	0:10.95	0:58.88 [4]	0:45.59 [2]	0:34.64 [2]	0:23.50 [2]	0:12.24 [2]	4.6L	0:34.64 +4
		Samantha Collett		800m	800m	(0:13.29)	(0:10.95)	(0:11.14)	(0:11.26)	(0:12.24)		
5	14	PETITE PIERA	4	67.5	0:10.90	0:59.27 [5]	0:45.54 [8]	0:34.64 [6]	0:23.38 [6]	0:12.21 [7]	6.9L	0:34.64 +5
		Mark Du Plessis		Overall	800m	(0:13.73)	(0:10.90)	(0:11.26)	(0:11.17)	(0:12.21)		
6	16	FULL STRENGTH	7	66.8	0:11.03	0:59.52 [6]	0:45.90 [5]	0:34.87 [7]	0:23.59 [7]	0:12.31 [8]	8.2L	0:34.87 +6
		Nathan Thomas		800m	800m	(0:13.62)	(0:11.03)	(0:11.28)	(0:11.28)	(0:12.31)		
7	4	UPTURN	3	67.3	0:10.94	0:59.59 [7]	0:46.07 [3]	0:35.13 [4]	0:24.02 [3]	0:12.80 [4]	8.5L	0:35.13 +3
		Ryan Curatolo		800m	800m	(0:13.52)	(0:10.94)	(0:11.11)	(0:11.22)	(0:12.80)		
8	13	DESERT LEGEND	6	68.3	0:10.86	0:59.91 [8]	0:46.65 [1]	0:35.79 [1]	0:24.71 [1]	0:13.10 [5]	10.3L	0:35.79 -1
		Jim Byrne		Overall	800m	(0:13.26)	(0:10.86)	(0:11.08)	(0:11.61)	(0:13.10)		
9	8	NANTERRE	8	68.1	0:11.05	1:00.01 [9]	0:46.37 [6]	0:35.32 [8]	0:24.05 [8]	0:12.68 [9]	10.7L	0:35.32 +8
		Michael Cahill		800m	800m	(0:13.64)	(0:11.05)	(0:11.27)	(0:11.37)	(0:12.68)		
10	6	JUDY JETSON	11	66.6	0:11.11	1:00.75 [10]	0:47.03 [7]	0:35.92 [10]	0:24.63 [10]	0:13.12 [10]	15L	0:35.92 +7
		Georgina Cartwright		800m	800m	(0:13.72)	(0:11.11)	(0:11.29)	(0:11.51)	(0:13.12)		

Scratched: Zouchase (#15), Haney (#3), Busker (#1), Ready To Ignite (#2), Heavy Reign (#5), Queen Of Ssorts (#11), Invisible Target (#17)

[] Ranking at each section and finish
 -:-:- No data available at this section
 NA No data available

SCN Saddle cloth number
 DNF Did not finish
 DNT Did not track



Horse/Jockey Name	Just Precious
Final Rank	1
Fastest Section Time (Section)	0:10.81 (400m)
Top Speed [km/h] (Section)	68.6 (Overall)
Race State	Finished



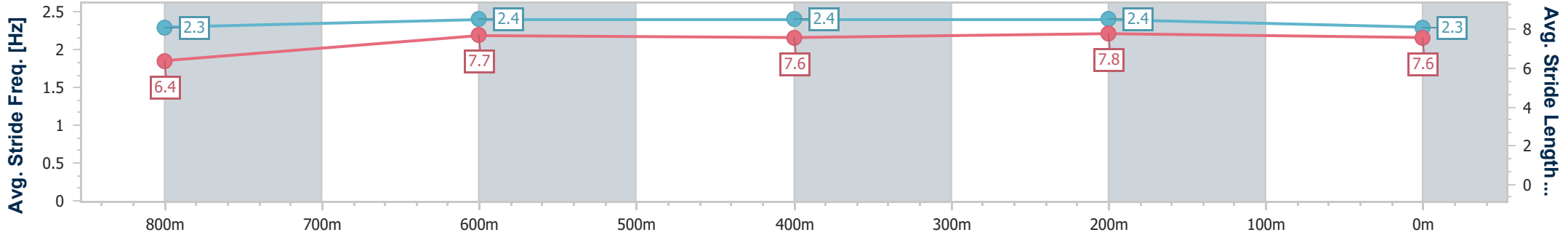
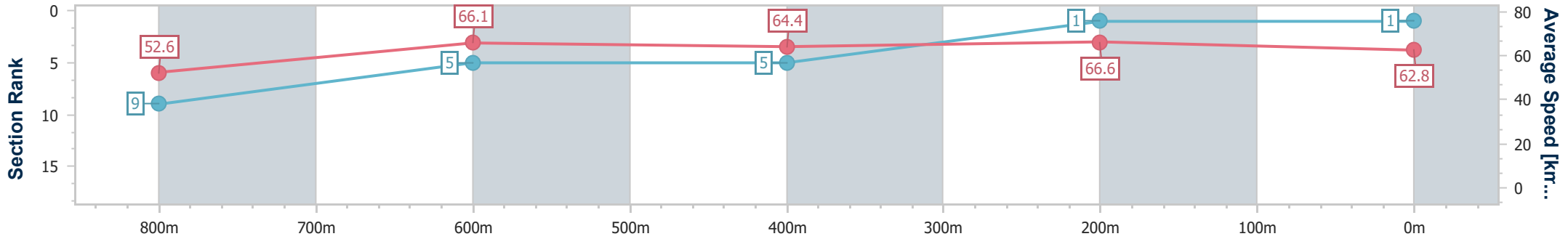
Sunshine Coast QLD Professional
 Race 3: PERREN & PENNY PLUMBING QTIS Three-Year-Old
 Maiden Handicap - 1000m



17 January 2025 - 13:57

Track Rating: Good 4, Weather: Fine, Rail Position: +9m Entire

Section	Overall	800m	600m	400m	200m
Section Times	0:58.07 [1] (0:13.73)	0:44.34 [9] (0:10.89)	0:33.45 [5] (0:11.17)	0:22.28 [5] (0:10.81)	0:11.47 [1] (0:11.47)
Average Speed [km/h]	52.6	66.1	64.4	66.6	62.8
Top Speed [km/h]	68.6	68.6	66.1	67.2	66.2
Avg. Dist. to Rail [m]	0.8	0.5	0.6	4.7	3.3
Avg. Stride Freq. [Hz]	2.3	2.4	2.4	2.4	2.3
Avg. Stride Length [m]	6.4	7.7	7.6	7.8	7.6



- [] Ranking at each section and finish
- .-.- No data available at this section
- NA No data available



Horse/Jockey Name	Oohlalouvre
Final Rank	2
Fastest Section Time (Section)	0:10.90 (800m)
Top Speed [km/h] (Section)	67.3 (800m)
Race State	Finished



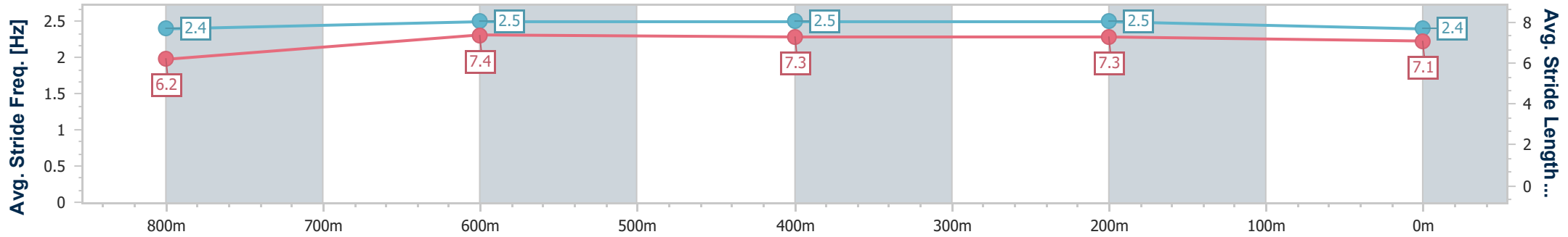
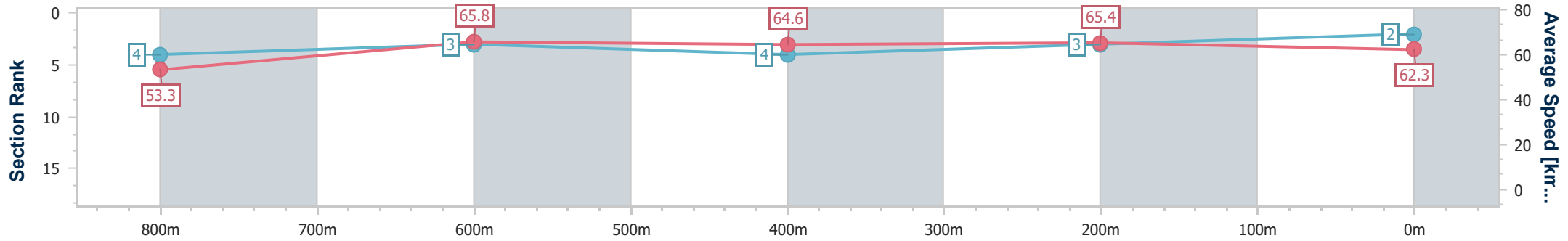
Sunshine Coast QLD Professional
 Race 3: PERREN & PENNY PLUMBING QTIS Three-Year-Old
 Maiden Handicap - 1000m



17 January 2025 - 13:57

Track Rating: Good 4, Weather: Fine, Rail Position: +9m Entire

Section	Overall	800m	600m	400m	200m
Section Times	0:58.20 [2] (0:13.52)	0:44.68 [4] (0:10.90)	0:33.78 [3] (0:11.22)	0:22.56 [4] (0:11.03)	0:11.53 [3] (0:11.53)
Average Speed [km/h]	53.3	65.8	64.6	65.4	62.3
Top Speed [km/h]	67.2	67.3	66.1	66.4	65.5
Avg. Dist. to Rail [m]	1.4	0.5	0.9	2.0	2.1
Avg. Stride Freq. [Hz]	2.4	2.5	2.5	2.5	2.4
Avg. Stride Length [m]	6.2	7.4	7.3	7.3	7.1



- [] Ranking at each section and finish
- .-.- No data available at this section
- NA No data available



Horse/Jockey Name	Querida
Final Rank	3
Fastest Section Time (Section)	0:10.90 (800m)
Top Speed [km/h] (Section)	68.5 (800m)
Race State	Finished



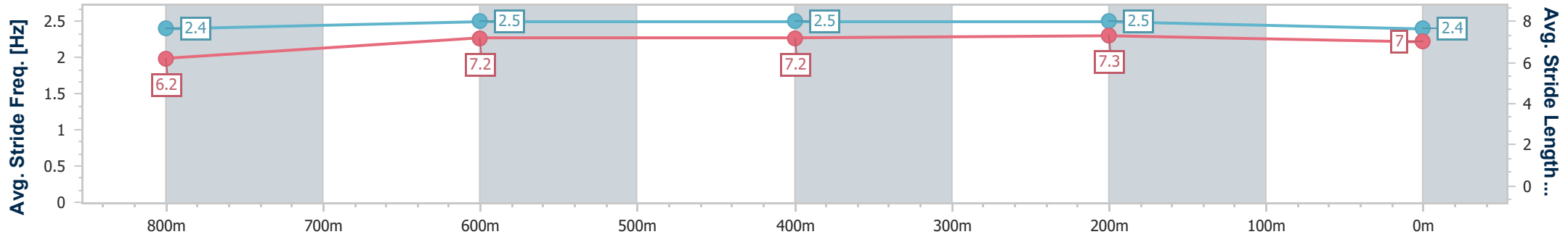
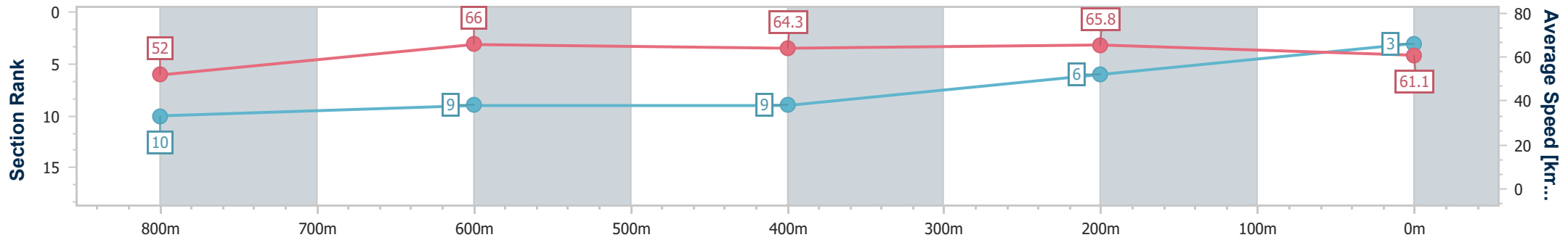
Sunshine Coast QLD Professional
 Race 3: PERREN & PENNY PLUMBING QTIS Three-Year-Old
 Maiden Handicap - 1000m



17 January 2025 - 13:57

Track Rating: Good 4, Weather: Fine, Rail Position: +9m Entire

Section	Overall	800m	600m	400m	200m
Section Times	0:58.67 [3] (0:13.89)	0:44.78 [10] (0:10.90)	0:33.88 [9] (0:11.20)	0:22.68 [9] (0:10.94)	0:11.74 [6] (0:11.74)
Average Speed [km/h]	52.0	66.0	64.3	65.8	61.1
Top Speed [km/h]	67.8	68.5	65.4	66.8	64.0
Avg. Dist. to Rail [m]	5.9	0.7	0.5	3.5	3.4
Avg. Stride Freq. [Hz]	2.4	2.5	2.5	2.5	2.4
Avg. Stride Length [m]	6.2	7.2	7.2	7.3	7.0



- [] Ranking at each section and finish
- .-.- No data available at this section
- NA No data available



Horse/Jockey Name	Aye Eye Boom
Final Rank	4
Fastest Section Time (Section)	0:10.95 (800m)
Top Speed [km/h] (Section)	67.8 (800m)
Race State	Finished



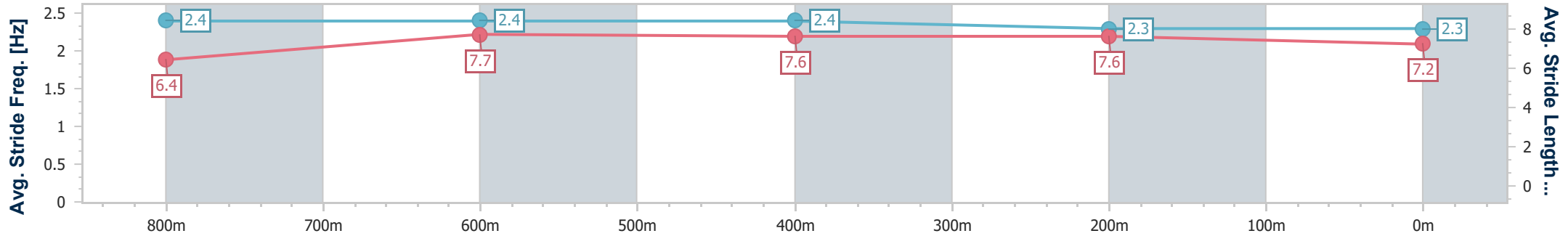
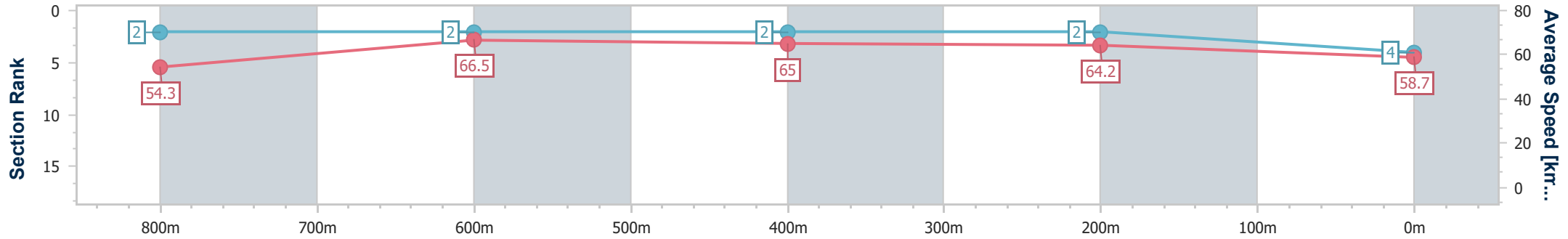
Sunshine Coast QLD Professional
 Race 3: PERREN & PENNY PLUMBING QTIS Three-Year-Old
 Maiden Handicap - 1000m



17 January 2025 - 13:57

Track Rating: Good 4, Weather: Fine, Rail Position: +9m Entire

Section	Overall	800m	600m	400m	200m
Section Times	0:58.88 [4] (0:13.29)	0:45.59 [2] (0:10.95)	0:34.64 [2] (0:11.14)	0:23.50 [2] (0:11.26)	0:12.24 [2] (0:12.24)
Average Speed [km/h]	54.3	66.5	65.0	64.2	58.7
Top Speed [km/h]	67.6	67.8	66.9	65.2	62.1
Avg. Dist. to Rail [m]	6.9	2.6	1.5	2.9	1.7
Avg. Stride Freq. [Hz]	2.4	2.4	2.4	2.3	2.3
Avg. Stride Length [m]	6.4	7.7	7.6	7.6	7.2



- [] Ranking at each section and finish
- .-.- No data available at this section
- NA No data available



Horse/Jockey Name	Petite Piera
Final Rank	5
Fastest Section Time (Section)	0:10.90 (800m)
Top Speed [km/h] (Section)	67.5 (Overall)
Race State	Finished



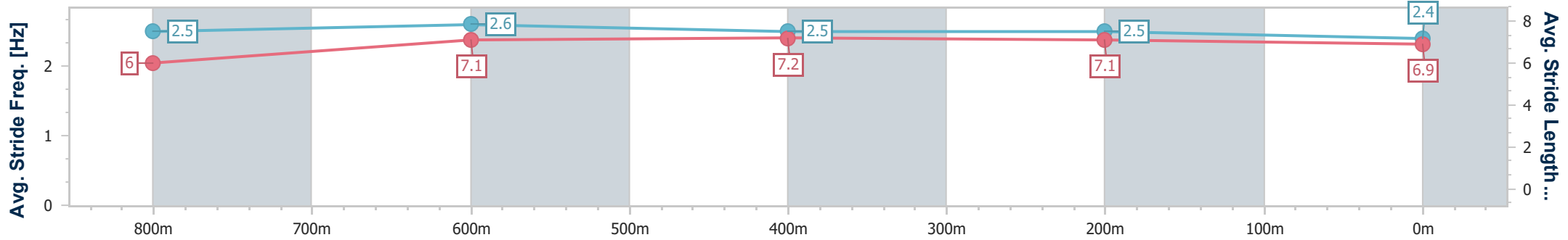
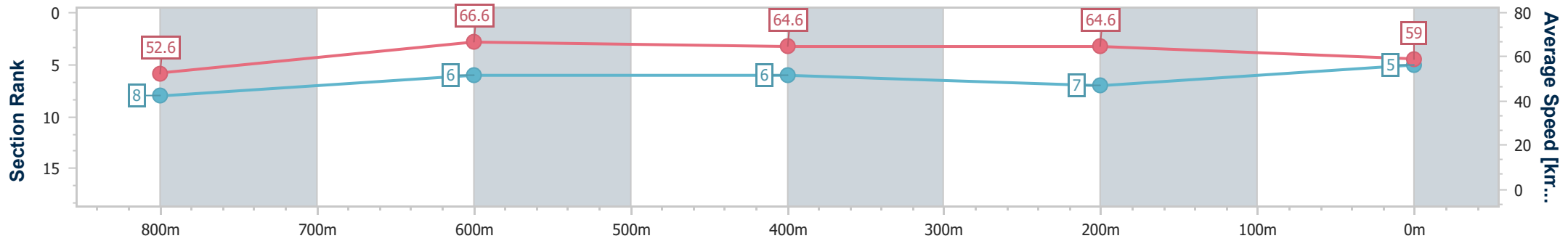
Sunshine Coast QLD Professional
 Race 3: PERREN & PENNY PLUMBING QTIS Three-Year-Old
 Maiden Handicap - 1000m



17 January 2025 - 13:57

Track Rating: Good 4, Weather: Fine, Rail Position: +9m Entire

Section	Overall	800m	600m	400m	200m
Section Times	0:59.27 [5] (0:13.73)	0:45.54 [8] (0:10.90)	0:34.64 [6] (0:11.26)	0:23.38 [6] (0:11.17)	0:12.21 [7] (0:12.21)
Average Speed [km/h]	52.6	66.6	64.6	64.6	59.0
Top Speed [km/h]	67.5	67.4	65.4	65.6	62.8
Avg. Dist. to Rail [m]	4.0	2.4	2.0	4.4	4.4
Avg. Stride Freq. [Hz]	2.5	2.6	2.5	2.5	2.4
Avg. Stride Length [m]	6.0	7.1	7.2	7.1	6.9



- [] Ranking at each section and finish
- .-.- No data available at this section
- NA No data available



Horse/Jockey Name	Full Strength
Final Rank	6
Fastest Section Time (Section)	0:11.03 (800m)
Top Speed [km/h] (Section)	66.8 (800m)
Race State	Finished



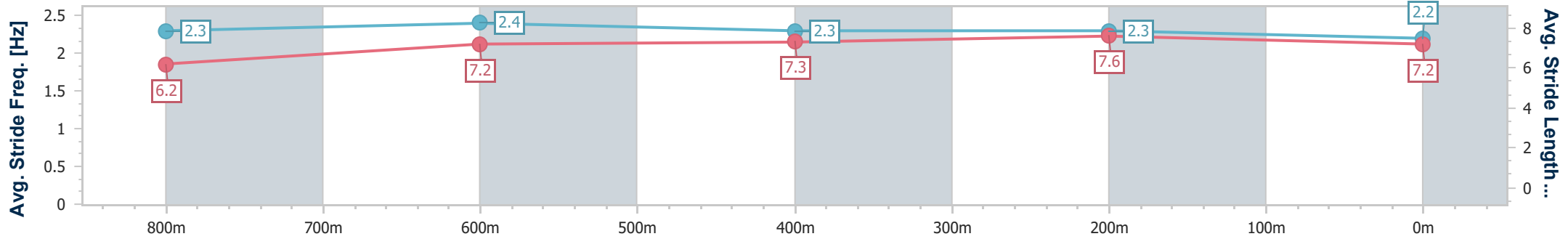
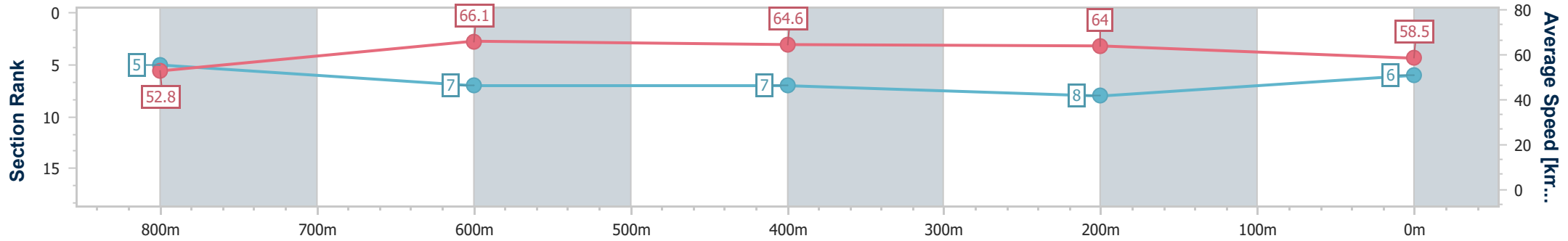
Sunshine Coast QLD Professional
 Race 3: PERREN & PENNY PLUMBING QTIS Three-Year-Old
 Maiden Handicap - 1000m



17 January 2025 - 13:57

Track Rating: Good 4, Weather: Fine, Rail Position: +9m Entire

Section	Overall	800m	600m	400m	200m
Section Times	0:59.52 [6] (0:13.62)	0:45.90 [5] (0:11.03)	0:34.87 [7] (0:11.28)	0:23.59 [7] (0:11.28)	0:12.31 [8] (0:12.31)
Average Speed [km/h]	52.8	66.1	64.6	64.0	58.5
Top Speed [km/h]	66.6	66.8	65.6	65.0	62.2
Avg. Dist. to Rail [m]	5.5	3.4	2.4	5.6	5.6
Avg. Stride Freq. [Hz]	2.3	2.4	2.3	2.3	2.2
Avg. Stride Length [m]	6.2	7.2	7.3	7.6	7.2



- [] Ranking at each section and finish
- .-.- No data available at this section
- NA No data available



Horse/Jockey Name	Upturn
Final Rank	7
Fastest Section Time (Section)	0:10.94 (800m)
Top Speed [km/h] (Section)	67.3 (800m)
Race State	Finished



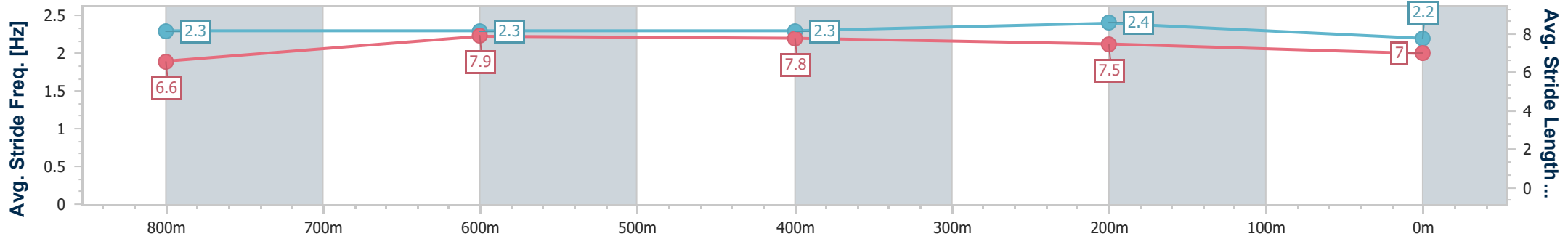
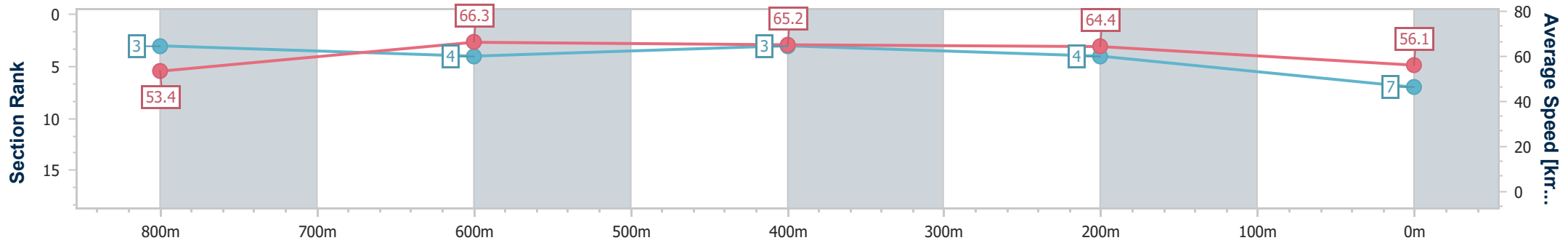
Sunshine Coast QLD Professional
 Race 3: PERREN & PENNY PLUMBING QTIS Three-Year-Old
 Maiden Handicap - 1000m



17 January 2025 - 13:57

Track Rating: Good 4, Weather: Fine, Rail Position: +9m Entire

Section	Overall	800m	600m	400m	200m
Section Times	0:59.59 [7] (0:13.52)	0:46.07 [3] (0:10.94)	0:35.13 [4] (0:11.11)	0:24.02 [3] (0:11.22)	0:12.80 [4] (0:12.80)
Average Speed [km/h]	53.4	66.3	65.2	64.4	56.1
Top Speed [km/h]	67.1	67.3	65.8	65.7	61.2
Avg. Dist. to Rail [m]	3.3	2.3	1.3	2.7	3.5
Avg. Stride Freq. [Hz]	2.3	2.3	2.3	2.4	2.2
Avg. Stride Length [m]	6.6	7.9	7.8	7.5	7.0



- [] Ranking at each section and finish
- .-.- No data available at this section
- NA No data available



Horse/Jockey Name	Desert Legend
Final Rank	8
Fastest Section Time (Section)	0:10.86 (800m)
Top Speed [km/h] (Section)	68.3 (Overall)
Race State	Finished



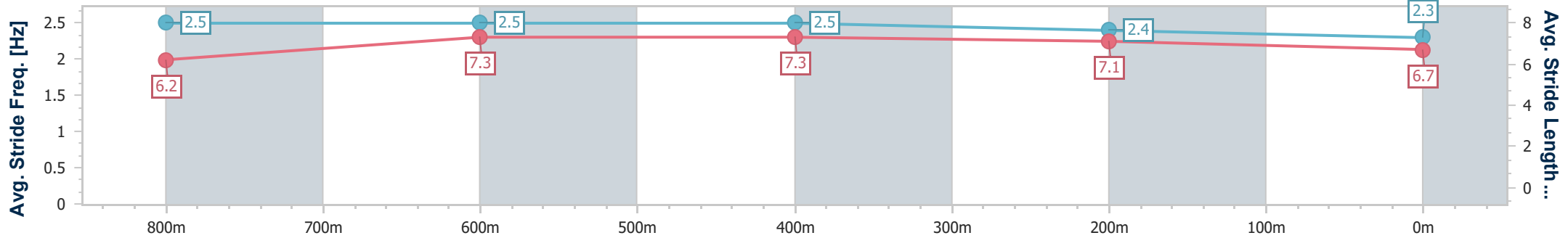
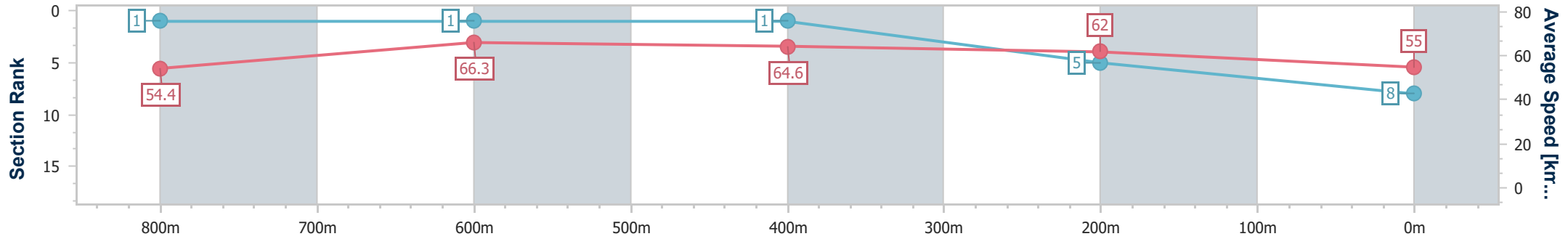
Sunshine Coast QLD Professional
 Race 3: PERREN & PENNY PLUMBING QTIS Three-Year-Old
 Maiden Handicap - 1000m



17 January 2025 - 13:57

Track Rating: Good 4, Weather: Fine, Rail Position: +9m Entire

Section	Overall	800m	600m	400m	200m
Section Times	0:59.91 [8] (0:13.26)	0:46.65 [1] (0:10.86)	0:35.79 [1] (0:11.08)	0:24.71 [1] (0:11.61)	0:13.10 [5] (0:13.10)
Average Speed [km/h]	54.4	66.3	64.6	62.0	55.0
Top Speed [km/h]	68.3	67.5	65.6	64.0	58.9
Avg. Dist. to Rail [m]	4.4	0.9	1.4	0.4	0.2
Avg. Stride Freq. [Hz]	2.5	2.5	2.5	2.4	2.3
Avg. Stride Length [m]	6.2	7.3	7.3	7.1	6.7



- [] Ranking at each section and finish
- .-.- No data available at this section
- NA No data available



Horse/Jockey Name	Nanterre
Final Rank	9
Fastest Section Time (Section)	0:11.05 (800m)
Top Speed [km/h] (Section)	68.1 (800m)
Race State	Finished



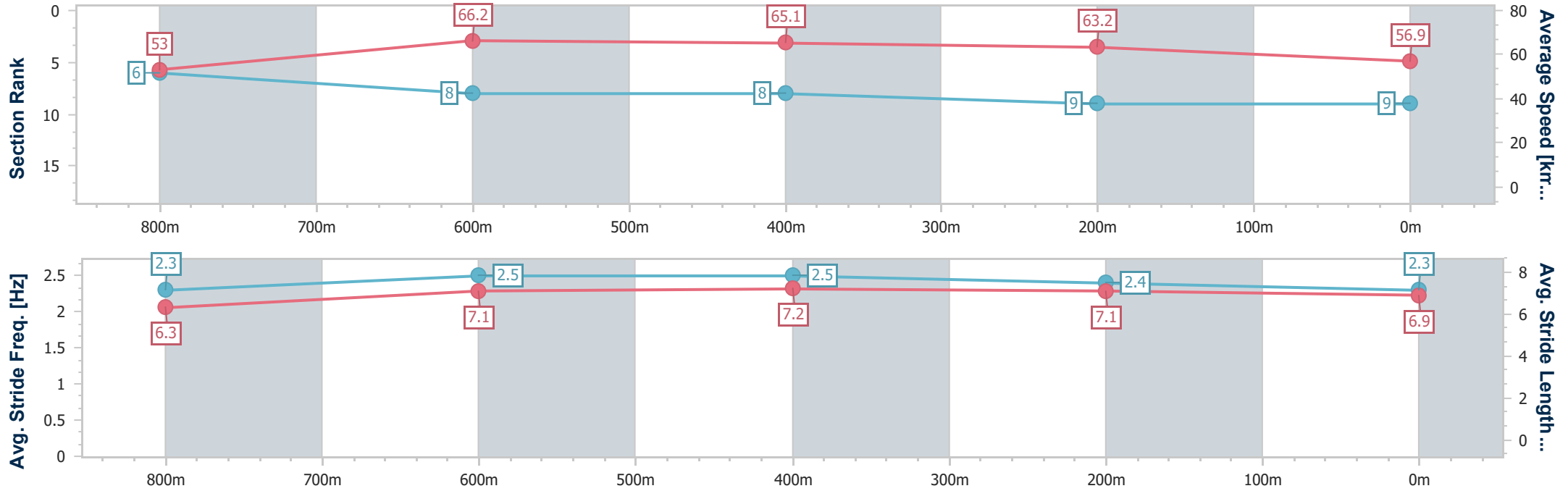
Sunshine Coast QLD Professional
 Race 3: PERREN & PENNY PLUMBING QTIS Three-Year-Old
 Maiden Handicap - 1000m



17 January 2025 - 13:57

Track Rating: Good 4, Weather: Fine, Rail Position: +9m Entire

Section	Overall	800m	600m	400m	200m
Section Times	1:00.01 [9] (0:13.64)	0:46.37 [6] (0:11.05)	0:35.32 [8] (0:11.27)	0:24.05 [8] (0:11.37)	0:12.68 [9] (0:12.68)
Average Speed [km/h]	53.0	66.2	65.1	63.2	56.9
Top Speed [km/h]	67.6	68.1	65.7	64.3	61.2
Avg. Dist. to Rail [m]	6.7	4.6	3.3	7.3	6.2
Avg. Stride Freq. [Hz]	2.3	2.5	2.5	2.4	2.3
Avg. Stride Length [m]	6.3	7.1	7.2	7.1	6.9



- [] Ranking at each section and finish
- .-.- No data available at this section
- NA No data available



Horse/Jockey Name	Judy Jetson
Final Rank	10
Fastest Section Time (Section)	0:11.11 (800m)
Top Speed [km/h] (Section)	66.6 (800m)
Race State	Finished



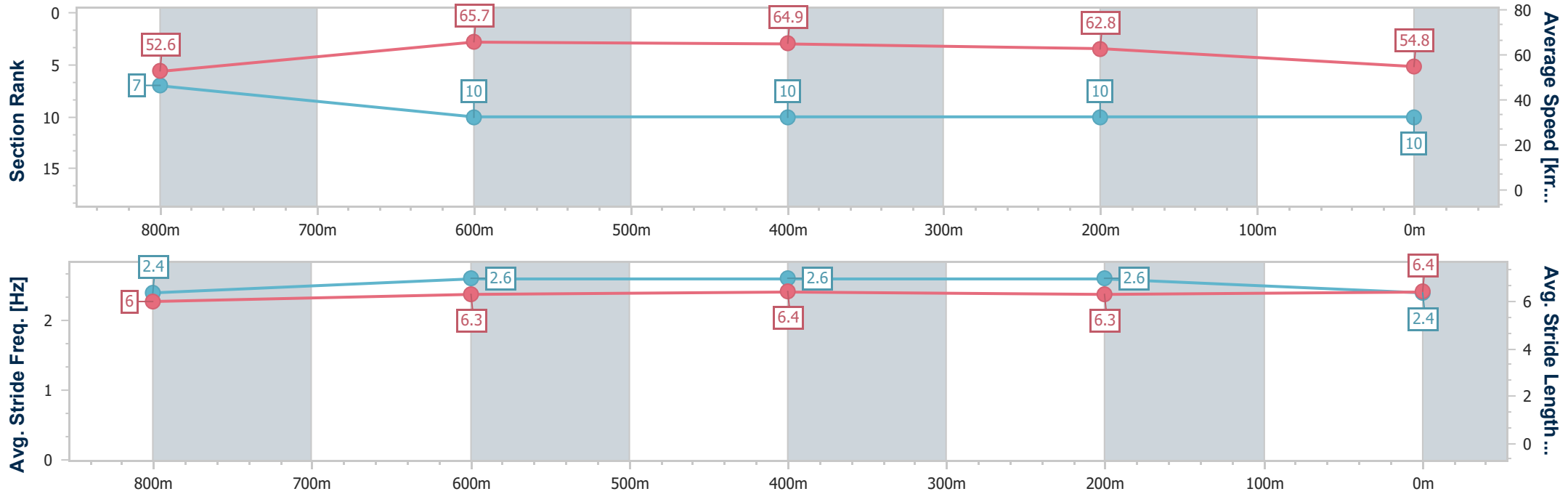
Sunshine Coast QLD Professional
 Race 3: PERREN & PENNY PLUMBING QTIS Three-Year-Old
 Maiden Handicap - 1000m



17 January 2025 - 13:57

Track Rating: Good 4, Weather: Fine, Rail Position: +9m Entire

Section	Overall	800m	600m	400m	200m
Section Times	1:00.75 [10] (0:13.72)	0:47.03 [7] (0:11.11)	0:35.92 [10] (0:11.29)	0:24.63 [10] (0:11.51)	0:13.12 [10] (0:13.12)
Average Speed [km/h]	52.6	65.7	64.9	62.8	54.8
Top Speed [km/h]	65.8	66.6	65.6	65.0	59.5
Avg. Dist. to Rail [m]	8.7	4.6	3.1	8.7	7.2
Avg. Stride Freq. [Hz]	2.4	2.6	2.6	2.6	2.4
Avg. Stride Length [m]	6.0	6.3	6.4	6.3	6.4



- [] Ranking at each section and finish
- .-.- No data available at this section
- NA No data available