



# Sunshine Coast QLD Professional

## Race 8: MANSELL PREMIX BENCHMARK 62 Handicap - 1000m



17 January 2025 - 17:00

Track Rating: Good 4, Weather: Fine, Rail Position: +9m Entire

Section											Last 600m		
Field Times		Overall	800m	600m	400m	200m							
		0:57.55 (0:13.13)	0:44.42 (0:10.91)	0:33.51 (0:10.95)	0:22.56 (0:10.90)	0:11.66 (0:11.66)						0:33.51	
Rank	TAB	Horse/Jockey	Barrier	Top Speed [km/h]	Fastest Section							Margin	Distance Travelled [m]
1	15	<b>BELEGATO</b> Jag Guthmann-Chester	4	68.7 800m	0:10.74 800m	0:57.55 [1] (0:13.30)	0:44.25 [4] (0:10.74)	0:33.51 [1] (0:11.09)	0:22.42 [2] (0:10.76)	0:11.66 [1] (0:11.66)	0:57.55	0:33.51	
2	9	<b>ARTIE PANTZ</b> Michael Rodd	1	68.3 800m	0:10.78 400m	0:57.71 [2] (0:13.37)	0:44.34 [5] (0:10.81)	0:33.53 [4] (0:11.12)	0:22.41 [3] (0:10.78)	0:11.63 [3] (0:11.63)	0.8L	0:33.53	-3
3	7	<b>PINK CASHMERE</b> Jace McMurray	5	68.3 400m	0:10.78 400m	0:57.93 [3] (0:13.27)	0:44.66 [3] (0:11.00)	0:33.66 [5] (0:11.25)	0:22.41 [5] (0:10.78)	0:11.63 [4] (0:11.63)	2.1L	0:33.66	+2
4	12	<b>PLATINUM LIES</b> Jake Bayliss	6	67.4 800m	0:10.92 800m	0:58.02 [4] (0:13.13)	0:44.89 [1] (0:10.92)	0:33.97 [2] (0:10.94)	0:23.03 [1] (0:11.06)	0:11.97 [2] (0:11.97)	2.5L	0:33.97	-7
5	13	<b>READY TO BOOM</b> Samantha Collett	2	67.7 800m	0:10.82 800m	0:58.24 [5] (0:13.58)	0:44.66 [7] (0:10.82)	0:33.84 [6] (0:11.21)	0:22.63 [6] (0:10.91)	0:11.72 [5] (0:11.72)	3.8L	0:33.84	-3
6	10	<b>CAXTON LASS</b> Dan McGillivray	8	68.2 800m	0:10.83 400m	0:58.36 [6] (0:13.46)	0:44.90 [6] (0:11.09)	0:33.81 [7] (0:11.26)	0:22.55 [8] (0:10.83)	0:11.72 [7] (0:11.72)	4.3L	0:33.81	+1
7	8	<b>SMART RECOGNITION</b> Micheal Hellyer	9	68.1 800m	0:10.72 800m	0:58.63 [7] (0:14.01)	0:44.62 [9] (0:10.72)	0:33.90 [9] (0:10.95)	0:22.95 [7] (0:10.93)	0:12.02 [6] (0:12.02)	5.8L	0:33.90	-5
8	14	<b>HOT TORQUE INVEGAS</b> Cody Collis	7	68.9 800m	0:10.99 800m	0:58.98 [8] (0:13.17)	0:45.81 [2] (0:10.99)	0:34.82 [3] (0:11.30)	0:23.52 [4] (0:11.25)	0:12.27 [8] (0:12.27)	7.8L	0:34.82	+2
9	5	<b>LITTLE VISTA</b> Corey Sutherland	3	68.1 800m	0:11.04 800m	0:59.10 [9] (0:13.62)	0:45.48 [8] (0:11.04)	0:34.44 [8] (0:11.20)	0:23.24 [9] (0:11.09)	0:12.15 [9] (0:12.15)	8.3L	0:34.44	+0

Scratched: Curry Legend (#19), Adalie (#3), Tokyo Sins (#1), Like Smoke (#18), New Hampshire (#6), Inlanda (#16), All England (#20), Diamond Lass (#11), Luvin' Our Grace (#17), My Eloise (#2), Dance Wizza

[ ] Ranking at each section and finish  
 -:-:- No data available at this section  
 NA No data available

SCN Saddle cloth number  
 DNF Did not finish  
 DNT Did not track



Horse/Jockey Name	Belegato
Final Rank	1
Fastest Section Time (Section)	0:10.74 (800m)
Top Speed [km/h] (Section)	68.7 (800m)
Race State	Finished



Sunshine Coast QLD Professional

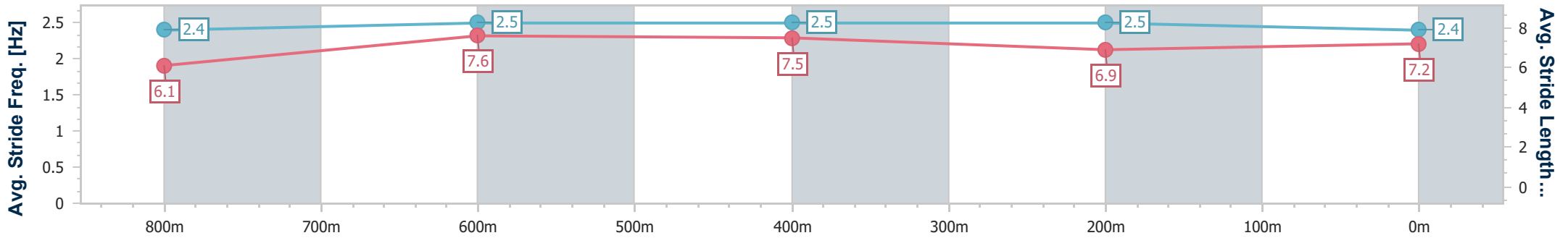
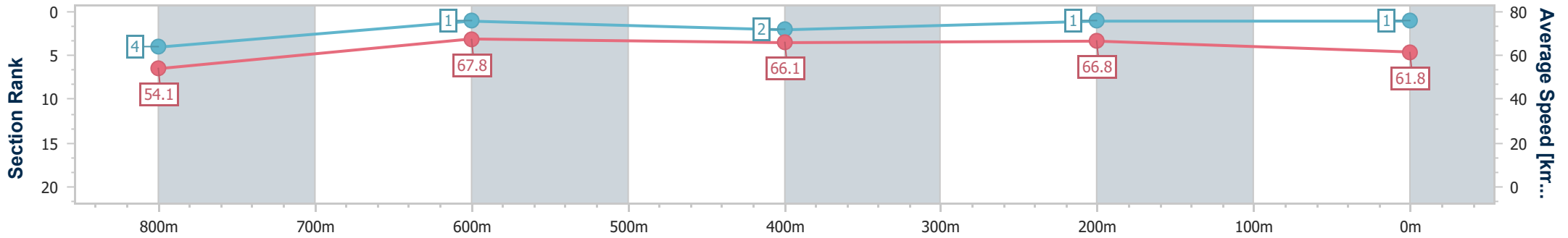
Race 8: MANSELL PREMIX BENCHMARK 62 Handicap - 1000m



17 January 2025 - 17:00

Track Rating: Good 4, Weather: Fine, Rail Position: +9m Entire

Section	Overall	800m	600m	400m	200m
Section Times	0:57.55 [1] (0:13.30)	0:44.25 [4] (0:10.74)	0:33.51 [1] (0:11.09)	0:22.42 [2] (0:10.76)	0:11.66 [1] (0:11.66)
Average Speed [km/h]	54.1	67.8	66.1	66.8	61.8
Top Speed [km/h]	67.0	68.7	67.3	67.8	65.4
Avg. Dist. to Rail [m]	3.7	2.3	2.9	4.8	5.0
Avg. Stride Freq. [Hz]	2.4	2.5	2.5	2.5	2.4
Avg. Stride Length [m]	6.1	7.6	7.5	6.9	7.2



- [ ] Ranking at each section and finish
- .-.- No data available at this section
- NA No data available



Horse/Jockey Name	Artie Pantz
Final Rank	2
Fastest Section Time (Section)	0:10.78 (400m)
Top Speed [km/h] (Section)	68.3 (800m)
Race State	Finished



Sunshine Coast QLD Professional

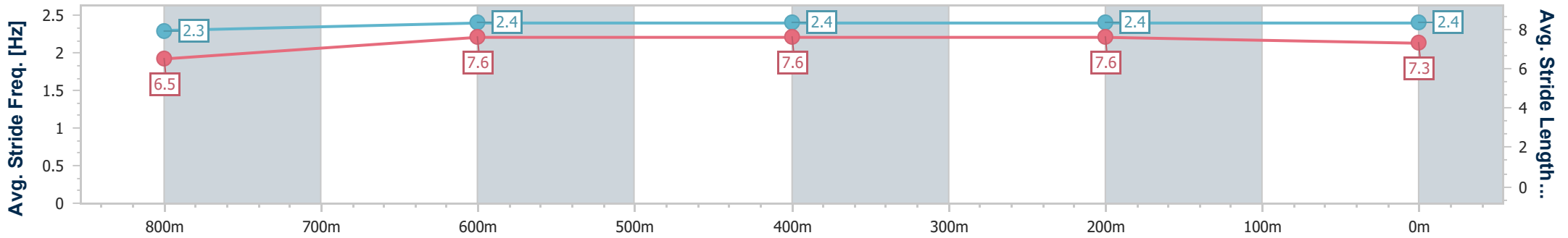
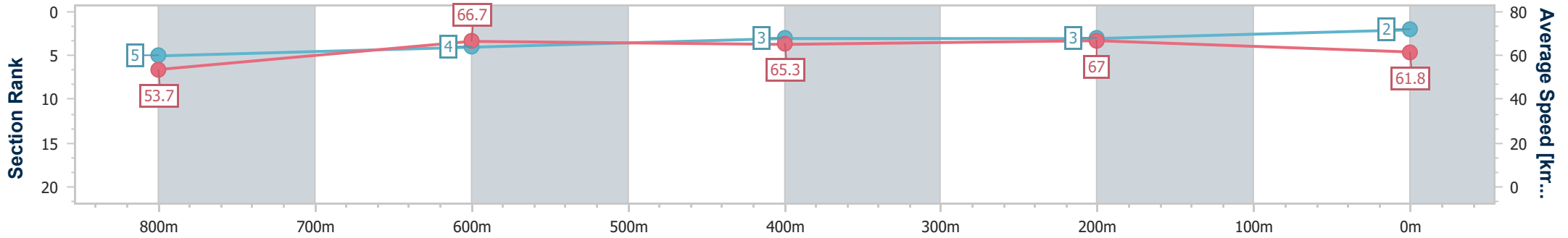
Race 8: MANSELL PREMIX BENCHMARK 62 Handicap - 1000m



17 January 2025 - 17:00

Track Rating: Good 4, Weather: Fine, Rail Position: +9m Entire

Section	Overall	800m	600m	400m	200m
Section Times	0:57.71 [2] (0:13.37)	0:44.34 [5] (0:10.81)	0:33.53 [4] (0:11.12)	0:22.41 [3] (0:10.78)	0:11.63 [3] (0:11.63)
Average Speed [km/h]	53.7	66.7	65.3	67.0	61.8
Top Speed [km/h]	66.9	68.3	66.8	68.1	65.4
Avg. Dist. to Rail [m]	1.7	0.5	1.7	4.2	4.1
Avg. Stride Freq. [Hz]	2.3	2.4	2.4	2.4	2.4
Avg. Stride Length [m]	6.5	7.6	7.6	7.6	7.3



- [ ] Ranking at each section and finish
- .-.- No data available at this section
- NA No data available



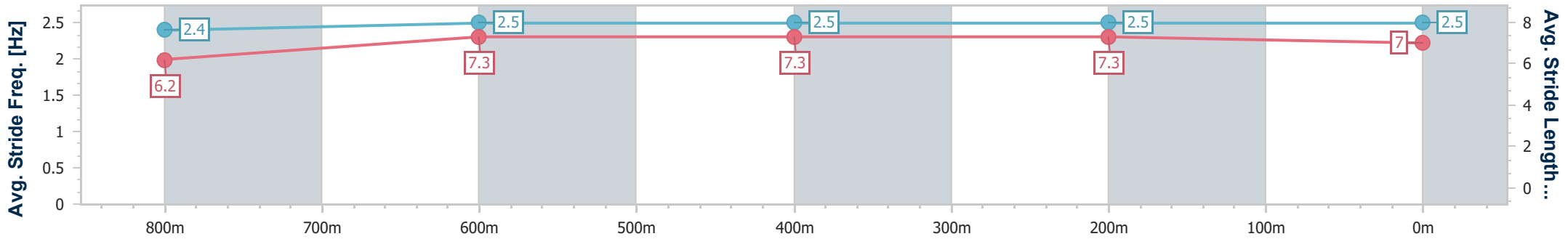
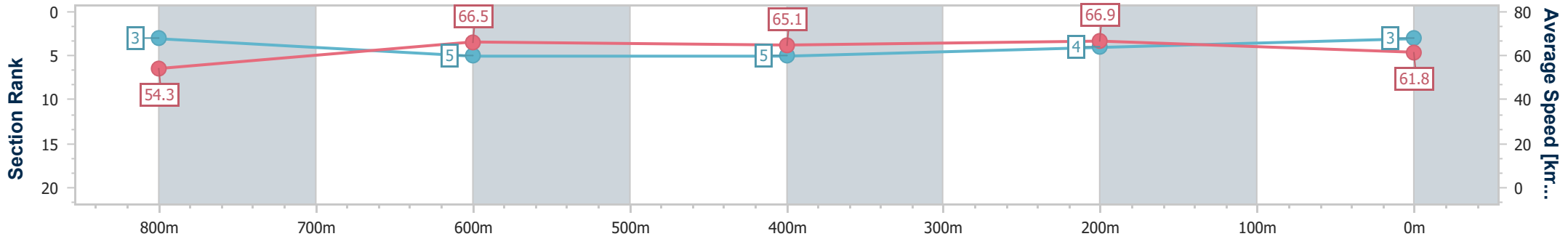
Horse/Jockey Name	Pink Cashmere
Final Rank	3
Fastest Section Time (Section)	0:10.78 (400m)
Top Speed [km/h] (Section)	68.3 (400m)
Race State	Finished



17 January 2025 - 17:00

Track Rating: Good 4, Weather: Fine, Rail Position: +9m Entire

Section	Overall	800m	600m	400m	200m
Section Times	0:57.93 [3] (0:13.27)	0:44.66 [3] (0:11.00)	0:33.66 [5] (0:11.25)	0:22.41 [5] (0:10.78)	0:11.63 [4] (0:11.63)
Average Speed [km/h]	54.3	66.5	65.1	66.9	61.8
Top Speed [km/h]	68.1	67.4	66.8	68.3	65.0
Avg. Dist. to Rail [m]	4.3	3.4	3.7	3.6	3.7
Avg. Stride Freq. [Hz]	2.4	2.5	2.5	2.5	2.5
Avg. Stride Length [m]	6.2	7.3	7.3	7.3	7.0



- [ ] Ranking at each section and finish
- .-.- No data available at this section
- NA No data available



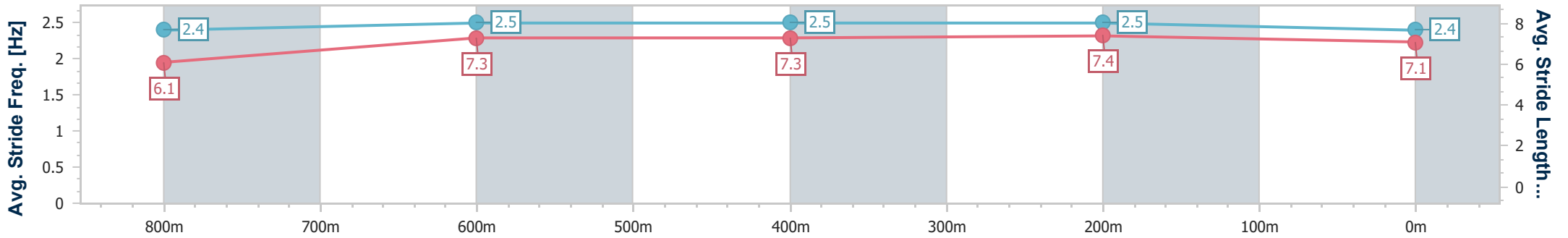
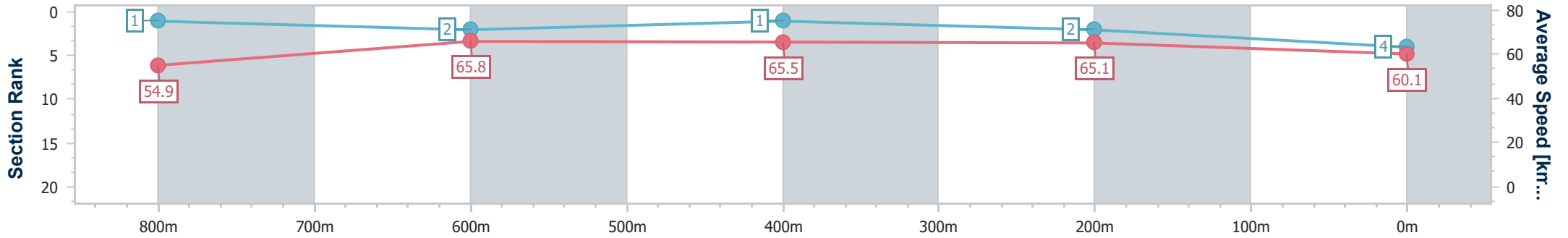
Horse/Jockey Name	Platinum Lies
Final Rank	4
Fastest Section Time (Section)	0:10.92 (800m)
Top Speed [km/h] (Section)	67.4 (800m)
Race State	Finished



Sunshine Coast QLD Professional  
 Race 8: MANSELL PREMIX BENCHMARK 62 Handicap - 1000m  
 17 January 2025 - 17:00  
 Track Rating: Good 4, Weather: Fine, Rail Position: +9m Entire



Section	Overall	800m	600m	400m	200m
Section Times	0:58.02 [4] (0:13.13)	0:44.89 [1] (0:10.92)	0:33.97 [2] (0:10.94)	0:23.03 [1] (0:11.06)	0:11.97 [2] (0:11.97)
Average Speed [km/h]	54.9	65.8	65.5	65.1	60.1
Top Speed [km/h]	67.2	67.4	66.0	66.2	63.0
Avg. Dist. to Rail [m]	3.4	0.4	1.4	0.6	1.7
Avg. Stride Freq. [Hz]	2.4	2.5	2.5	2.5	2.4
Avg. Stride Length [m]	6.1	7.3	7.3	7.4	7.1



- [ ] Ranking at each section and finish
- .-.- No data available at this section
- NA No data available



Horse/Jockey Name	Ready To Boom
Final Rank	5
Fastest Section Time (Section)	0:10.82 (800m)
Top Speed [km/h] (Section)	67.7 (800m)
Race State	Finished

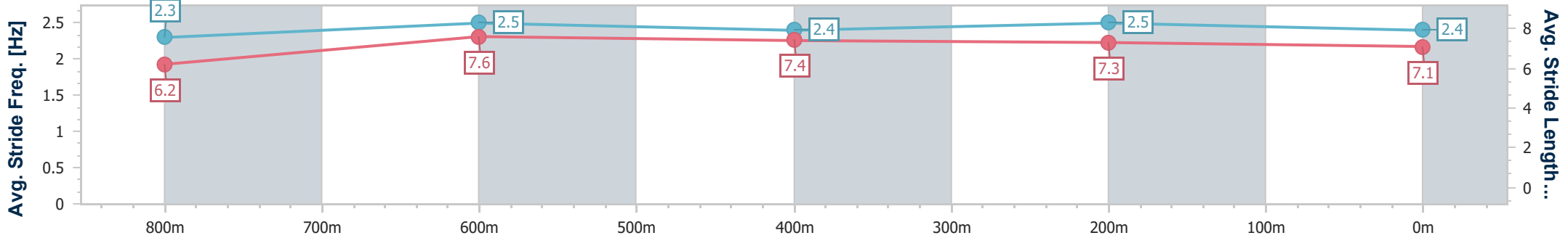
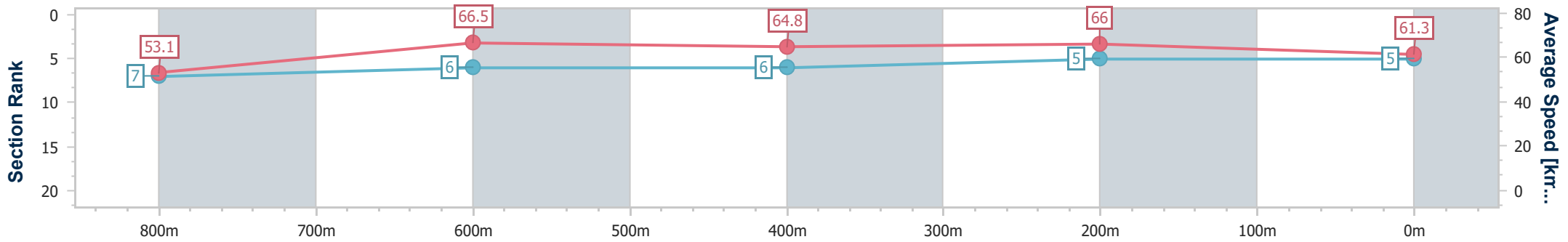


Sunshine Coast QLD Professional  
 Race 8: MANSELL PREMIX BENCHMARK 62 Handicap - 1000m SCTC SUNSHINE COAST TURF CLUB

17 January 2025 - 17:00

Track Rating: Good 4, Weather: Fine, Rail Position: +9m Entire

Section	Overall	800m	600m	400m	200m
Section Times	0:58.24 [5] (0:13.58)	0:44.66 [7] (0:10.82)	0:33.84 [6] (0:11.21)	0:22.63 [6] (0:10.91)	0:11.72 [5] (0:11.72)
Average Speed [km/h]	53.1	66.5	64.8	66.0	61.3
Top Speed [km/h]	67.1	67.7	66.4	67.1	63.8
Avg. Dist. to Rail [m]	0.9	0.3	1.6	1.9	2.4
Avg. Stride Freq. [Hz]	2.3	2.5	2.4	2.5	2.4
Avg. Stride Length [m]	6.2	7.6	7.4	7.3	7.1



- [ ] Ranking at each section and finish
- .-.- No data available at this section
- NA No data available



Horse/Jockey Name	Caxton Lass
Final Rank	6
Fastest Section Time (Section)	0:10.83 (400m)
Top Speed [km/h] (Section)	68.2 (800m)
Race State	Finished



Sunshine Coast QLD Professional

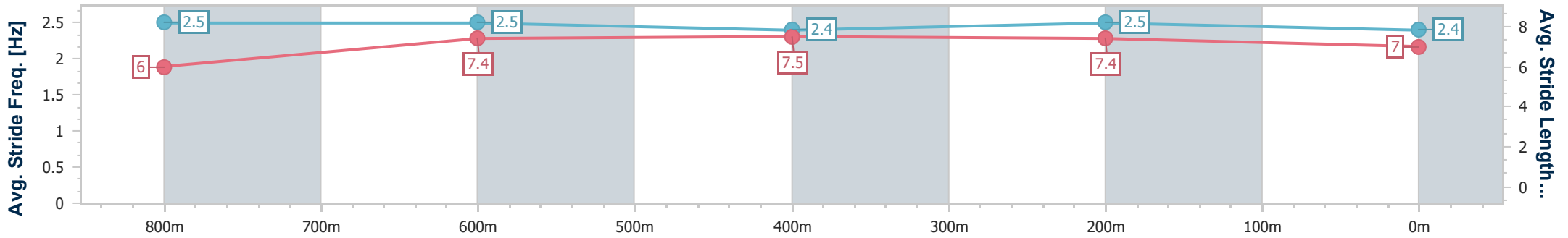
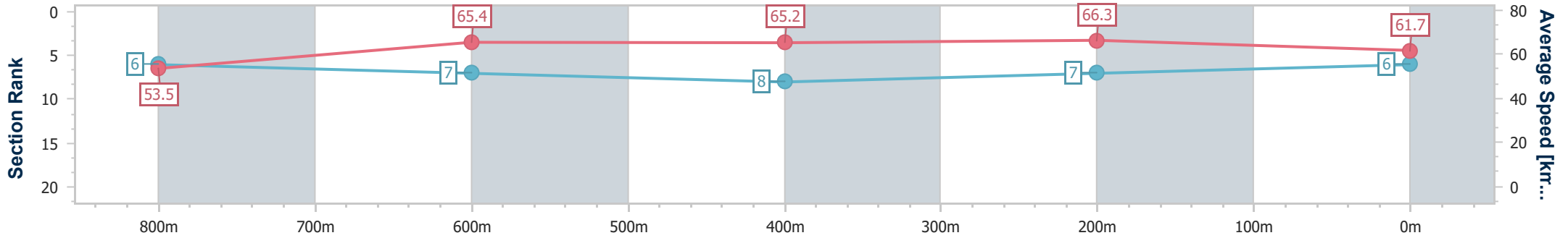
Race 8: MANSELL PREMIX BENCHMARK 62 Handicap - 1000m



17 January 2025 - 17:00

Track Rating: Good 4, Weather: Fine, Rail Position: +9m Entire

Section	Overall	800m	600m	400m	200m
Section Times	0:58.36 [6] (0:13.46)	0:44.90 [6] (0:11.09)	0:33.81 [7] (0:11.26)	0:22.55 [8] (0:10.83)	0:11.72 [7] (0:11.72)
Average Speed [km/h]	53.5	65.4	65.2	66.3	61.7
Top Speed [km/h]	67.2	68.2	67.5	67.9	64.8
Avg. Dist. to Rail [m]	6.6	2.4	3.2	4.9	6.9
Avg. Stride Freq. [Hz]	2.5	2.5	2.4	2.5	2.4
Avg. Stride Length [m]	6.0	7.4	7.5	7.4	7.0



- [ ] Ranking at each section and finish
- .-.- No data available at this section
- NA No data available



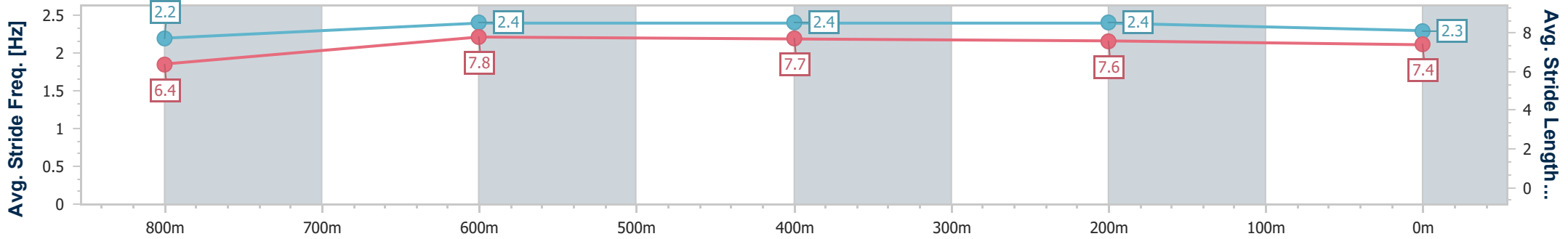
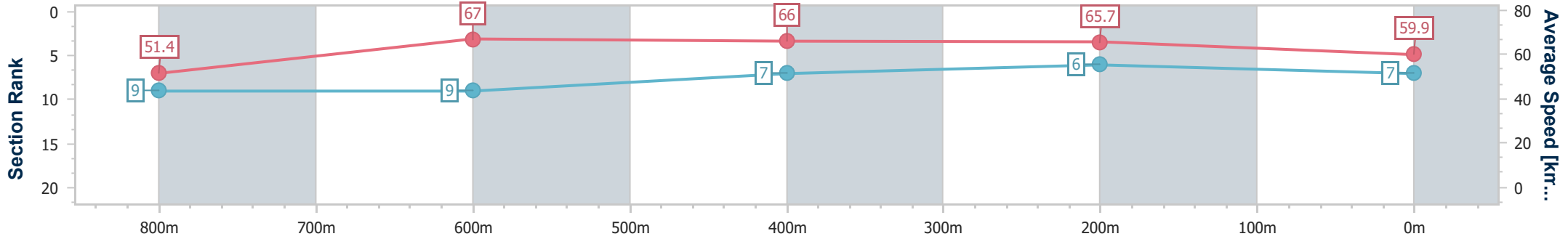
Horse/Jockey Name	Smart Recognition
Final Rank	7
Fastest Section Time (Section)	0:10.72 (800m)
Top Speed [km/h] (Section)	68.1 (800m)
Race State	Finished



Sunshine Coast QLD Professional  
 Race 8: MANSELL PREMIX BENCHMARK 62 Handicap - 1000m  
 17 January 2025 - 17:00  
 Track Rating: Good 4, Weather: Fine, Rail Position: +9m Entire



Section	Overall	800m	600m	400m	200m
Section Times	0:58.63 [7] (0:14.01)	0:44.62 [9] (0:10.72)	0:33.90 [9] (0:10.95)	0:22.95 [7] (0:10.93)	0:12.02 [6] (0:12.02)
Average Speed [km/h]	51.4	67.0	66.0	65.7	59.9
Top Speed [km/h]	66.8	68.1	67.2	66.8	63.7
Avg. Dist. to Rail [m]	5.2	0.6	0.5	1.6	2.3
Avg. Stride Freq. [Hz]	2.2	2.4	2.4	2.4	2.3
Avg. Stride Length [m]	6.4	7.8	7.7	7.6	7.4



- [ ] Ranking at each section and finish
- .-.- No data available at this section
- NA No data available





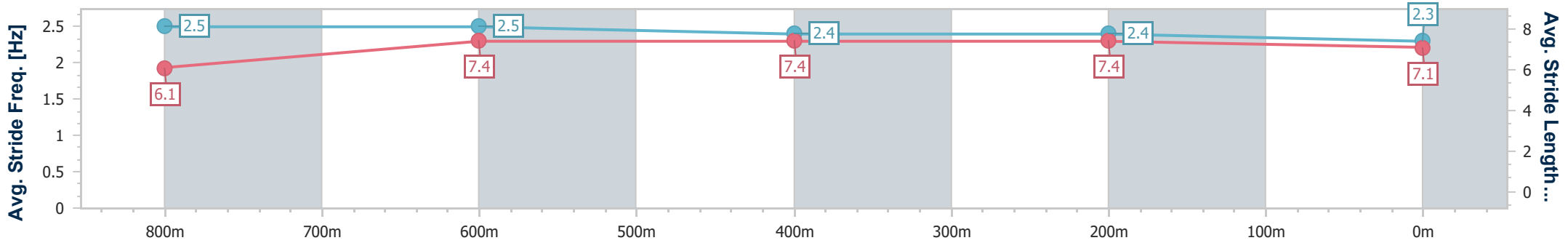
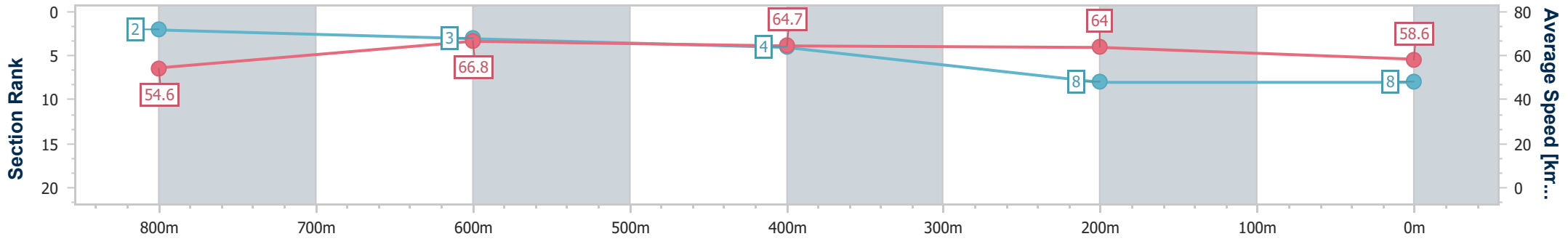
Horse/Jockey Name	Hot Torque Invegas
Final Rank	8
Fastest Section Time (Section)	0:10.99 (800m)
Top Speed [km/h] (Section)	68.9 (800m)
Race State	Finished



Sunshine Coast QLD Professional  
 Race 8: MANSELL PREMIX BENCHMARK 62 Handicap - 1000m  
 17 January 2025 - 17:00  
 Track Rating: Good 4, Weather: Fine, Rail Position: +9m Entire



Section	Overall	800m	600m	400m	200m
Section Times	0:58.98 [8] (0:13.17)	0:45.81 [2] (0:10.99)	0:34.82 [3] (0:11.30)	0:23.52 [4] (0:11.25)	0:12.27 [8] (0:12.27)
Average Speed [km/h]	54.6	66.8	64.7	64.0	58.6
Top Speed [km/h]	68.8	68.9	67.0	66.0	62.6
Avg. Dist. to Rail [m]	5.2	3.7	3.2	5.4	6.3
Avg. Stride Freq. [Hz]	2.5	2.5	2.4	2.4	2.3
Avg. Stride Length [m]	6.1	7.4	7.4	7.4	7.1



- [ ] Ranking at each section and finish
- .-.- No data available at this section
- NA No data available



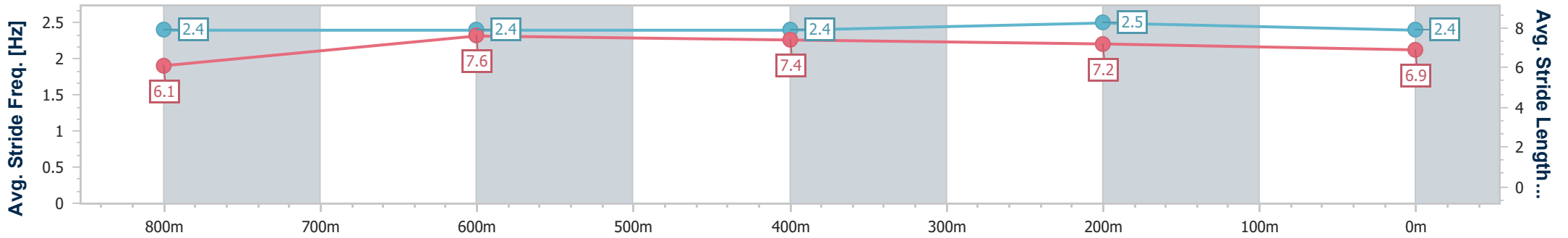
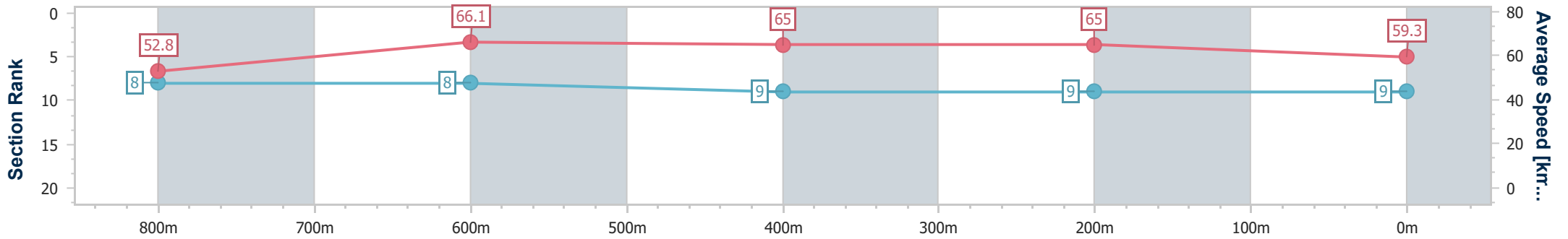
Horse/Jockey Name	Little Vista
Final Rank	9
Fastest Section Time (Section)	0:11.04 (800m)
Top Speed [km/h] (Section)	68.1 (800m)
Race State	Finished



Sunshine Coast QLD Professional  
 Race 8: MANSELL PREMIX BENCHMARK 62 Handicap - 1000m  
 17 January 2025 - 17:00  
 Track Rating: Good 4, Weather: Fine, Rail Position: +9m Entire



Section	Overall	800m	600m	400m	200m
Section Times	0:59.10 [9] (0:13.62)	0:45.48 [8] (0:11.04)	0:34.44 [8] (0:11.20)	0:23.24 [9] (0:11.09)	0:12.15 [9] (0:12.15)
Average Speed [km/h]	52.8	66.1	65.0	65.0	59.3
Top Speed [km/h]	66.0	68.1	66.8	65.2	64.4
Avg. Dist. to Rail [m]	3.1	2.5	2.4	6.3	8.2
Avg. Stride Freq. [Hz]	2.4	2.4	2.4	2.5	2.4
Avg. Stride Length [m]	6.1	7.6	7.4	7.2	6.9



- [ ] Ranking at each section and finish
- .-.- No data available at this section
- NA No data available