



Eagle Farm QLD Professional
Race 2: STRADBROKE SEASON ON SALE SOON BENCHMARK 78
Handicap - 2200m
18 January 2025 - 12:48



BRISBANE
RACING CLUB

Track Rating: Good 4, Weather: Overcast, Rail Position: +1m Entire

Section														
Field Times	Overall	2000m	1800m	1600m	1400m	1200m	1000m	Last 600m						
	2:16.40 (0:14.37)	2:02.03 (0:11.94)	1:50.09 (0:12.47)	1:37.62 (0:12.87)	1:24.75 (0:12.19)	1:12.56 (0:12.64)	0:59.92 (0:12.62)	0:35.28						
Rank	TAB	Horse/Jockey	Barrier	Top Speed [km/h]	Fastest Section								Distance Travelled [m]	
1	8	HABEEBAH Angela Jones	3	64.9 400m	0:11.25 400m	2:16.40 [1] (0:14.68)	2:01.72 [3] (0:12.02)	1:49.70 [4] (0:12.51)	1:37.19 [4] (0:12.92)	1:24.27 [5] (0:12.20)	1:12.07 [5] (0:12.48)	0:59.59 [4] (0:12.59)	0:34.89	
2	2	IVERSON Vlad Duric	9	65.0 600m	0:11.34 400m	2:16.77 [2] (0:15.55)	2:01.22 [9] (0:12.26)	1:48.96 [9] (0:12.36)	1:36.60 [9] (0:12.66)	1:23.94 [9] (0:12.20)	1:11.74 [9] (0:12.34)	0:59.40 [9] (0:12.43)	0:34.83	+1
3	7	ALDEENAARY James Orman	6	65.6 600m	0:11.48 400m	2:16.80 [3] (0:15.16)	2:01.64 [8] (0:11.97)	1:49.67 [7] (0:12.51)	1:37.16 [7] (0:12.58)	1:24.58 [6] (0:12.22)	1:12.36 [6] (0:12.48)	0:59.88 [6] (0:12.49)	0:35.39	-4
4	3	LIONEL Martin Harley	4	64.3 600m	0:11.47 400m	2:16.99 [4] (0:15.11)	2:01.88 [7] (0:12.11)	1:49.77 [8] (0:12.62)	1:37.15 [8] (0:12.74)	1:24.41 [8] (0:12.34)	1:12.07 [8] (0:12.58)	0:59.49 [11] (0:12.43)	0:35.07	-10
5	5	ARTFUL GIRL Robbie Dolan	11	63.2 1400m	0:11.77 1400m	2:17.07 [5] (0:15.00)	2:02.07 [5] (0:11.98)	1:50.09 [5] (0:12.52)	1:37.57 [5] (0:12.57)	1:25.00 [4] (0:11.77)	1:13.23 [1] (0:12.65)	1:00.58 [2] (0:12.61)	0:35.95	-6
6	9	CELESTIAL FURY Bailey Wheeler	2	64.5 600m	0:11.52 600m	2:17.76 [6] (0:15.00)	2:02.76 [6] (0:12.07)	1:50.69 [6] (0:12.49)	1:38.20 [6] (0:12.69)	1:25.51 [7] (0:12.48)	1:13.03 [7] (0:12.58)	1:00.45 [8] (0:12.58)	0:35.82	-9
7	12	SEERESS Tahlia Fenlon	1	62.7 400m	0:11.74 400m	2:17.77 [7] (0:14.65)	2:03.12 [2] (0:11.87)	1:51.25 [3] (0:12.53)	1:38.72 [3] (0:12.91)	1:25.81 [3] (0:12.33)	1:13.48 [4] (0:12.60)	1:00.88 [5] (0:12.57)	0:36.11	-9
8	4	BEDFORD SQUARE Damien Thornton	10	64.2 1200m	0:11.64 1200m	2:17.78 [8] (0:15.80)	2:01.98 [11] (0:12.36)	1:49.62 [11] (0:12.29)	1:37.33 [11] (0:12.65)	1:24.68 [11] (0:12.29)	1:12.39 [11] (0:11.64)	1:00.75 [7] (0:12.50)	0:36.10	+1
9	13	VENTUROUS Emily Lang	5	63.0 2000m	0:11.79 2000m	2:17.86 [9] (0:14.69)	2:03.17 [4] (0:11.79)	1:51.38 [2] (0:12.43)	1:38.95 [2] (0:12.96)	1:25.99 [2] (0:12.10)	1:13.89 [3] (0:12.51)	1:01.38 [1] (0:12.66)	0:36.51	-1
10	15	AMALGAMATION Cejay Graham	7	63.5 600m	0:11.64 400m	2:17.87 [10] (0:15.62)	2:02.25 [10] (0:12.21)	1:50.04 [10] (0:12.44)	1:37.60 [10] (0:12.65)	1:24.95 [10] (0:12.36)	1:12.59 [10] (0:12.19)	1:00.40 [10] (0:12.58)	0:35.70	-4

Scratched: Forum One (#10), Gulf Of Tomini (#11), Lucky Exchange (#6)

[] Ranking at each section and finish
 -:-:- No data available at this section
 NA No data available
 SCN Saddle cloth number
 DNF Did not finish
 DNT Did not track



Eagle Farm QLD Professional
Race 2: STRADBROKE SEASON ON SALE SOON BENCHMARK 78
Handicap - 2200m
18 January 2025 - 12:48



Track Rating: Good 4, Weather: Overcast, Rail Position: +1m Entire

Section		Overall	2000m	1800m	1600m	1400m	1200m	1000m	Last 600m
Field Times		2:16.40 (0:14.37)	2:02.03 (0:11.94)	1:50.09 (0:12.47)	1:37.62 (0:12.87)	1:24.75 (0:12.19)	1:12.56 (0:12.64)	0:59.92 (0:12.62)	0:35.28

Rank	TAB	Horse/Jockey	Barrier	Top Speed [km/h]	Fastest Section	Overall	2000m	1800m	1600m	1400m	1200m	1000m	Last 600m	Distance Travelled [m]
11	1	CASHIN' CHEX Dan McGillivray	8	64.3 1200m	0:11.68 400m	2:18.02 [11] (0:15.93)	2:02.09 [12] (0:12.34)	1:49.75 [12] (0:12.28)	1:37.47 [12] (0:12.65)	1:24.82 [12] (0:12.43)	1:12.39 [12] (0:12.03)	1:00.36 [12] (0:12.51)	0:36.05	-3
12	14	VERMEER Noriyuki Masuda	12	63.9 Overall	0:11.81 600m	2:18.99 [12] (0:14.37)	2:04.62 [1] (0:11.94)	1:52.68 [1] (0:12.47)	1:40.21 [1] (0:12.87)	1:27.34 [1] (0:12.32)	1:15.02 [2] (0:12.66)	1:02.36 [3] (0:12.69)	0:37.62	-11

Scratched: Forum One (#10), Gulf Of Tomini (#11), Lucky Exchange (#6)



Eagle Farm QLD Professional
Race 2: STRADBROKE SEASON ON SALE SOON BENCHMARK 78
Handicap - 2200m
18 January 2025 - 12:48



Track Rating: Good 4, Weather: Overcast, Rail Position: +1m Entire

Section						800m	600m	400m	200m	Last 600m	
Field Times						0:47.30 (0:12.02)	0:35.28 (0:11.83)	0:23.45 (0:11.45)	0:12.00 (0:12.00)	0:35.28	
Rank	TAB Horse/Jockey	Barrier	Top Speed [km/h]	Fastest Section					Margin	Distance Travelled [m]	
1	8 HABEEBAH Angela Jones	3	64.9 400m	0:11.25 400m	0:47.00 [4] (0:12.11)	0:34.89 [5] (0:11.64)	0:23.25 [4] (0:11.25)	0:12.00 [1] (0:12.00)	2:16.40	0:34.89	
2	2 IVERSON Vlad Duric	9	65.0 600m	0:11.34 400m	0:46.97 [8] (0:12.14)	0:34.83 [10] (0:11.58)	0:23.25 [9] (0:11.34)	0:11.91 [4] (0:11.91)	2.15L	0:34.83 +1	
3	7 ALDEENAARY James Orman	6	65.6 600m	0:11.48 400m	0:47.39 [5] (0:12.00)	0:35.39 [4] (0:11.54)	0:23.85 [1] (0:11.48)	0:12.37 [2] (0:12.37)	2.33L	0:35.39 -4	
4	3 LIONEL Martin Harley	4	64.3 600m	0:11.47 400m	0:47.06 [10] (0:11.99)	0:35.07 [8] (0:11.48)	0:23.59 [6] (0:11.47)	0:12.12 [5] (0:12.12)	3.47L	0:35.07 -10	
5	5 ARTFUL GIRL Robbie Dolan	11	63.2 1400m	0:11.77 1400m	0:47.97 [1] (0:12.02)	0:35.95 [1] (0:11.84)	0:24.11 [2] (0:11.83)	0:12.28 [3] (0:12.28)	3.97L	0:35.95 -6	
6	9 CELESTIAL FURY Bailey Wheeler	2	64.5 600m	0:11.52 600m	0:47.87 [9] (0:12.05)	0:35.82 [9] (0:11.52)	0:24.30 [8] (0:11.78)	0:12.52 [8] (0:12.52)	8.02L	0:35.82 -9	
7	12 SEERESS Tahlia Fenlon	1	62.7 400m	0:11.74 400m	0:48.31 [6] (0:12.20)	0:36.11 [6] (0:11.77)	0:24.34 [7] (0:11.74)	0:12.60 [7] (0:12.60)	8.08L	0:36.11 -9	
8	4 BEDFORD SQUARE Damien Thornton	10	64.2 1200m	0:11.64 1200m	0:48.25 [7] (0:12.15)	0:36.10 [7] (0:11.84)	0:24.26 [10] (0:11.88)	0:12.38 [9] (0:12.38)	8.15L	0:36.10 +1	
9	13 VENTUROUS Emily Lang	5	63.0 2000m	0:11.79 2000m	0:48.72 [2] (0:12.21)	0:36.51 [2] (0:11.79)	0:24.72 [3] (0:12.00)	0:12.72 [6] (0:12.72)	8.57L	0:36.51 -1	
10	15 AMALGAMATION Cejay Graham	7	63.5 600m	0:11.64 400m	0:47.82 [11] (0:12.12)	0:35.70 [12] (0:11.73)	0:23.97 [12] (0:11.64)	0:12.33 [12] (0:12.33)	8.62L	0:35.70 -4	

Scratched: Forum One (#10), Gulf Of Tomini (#11), Lucky Exchange (#6)

[] Ranking at each section and finish
 -:-:- No data available at this section
 NA No data available

SCN Saddle cloth number
 DNF Did not finish
 DNT Did not track



Eagle Farm QLD Professional
Race 2: STRADBROKE SEASON ON SALE SOON BENCHMARK 78
Handicap - 2200m
18 January 2025 - 12:48



Track Rating: Good 4, Weather: Overcast, Rail Position: +1m Entire

Section		800m	600m	400m	200m	Last 600m					
Field Times		0:47.30 (0:12.02)	0:35.28 (0:11.83)	0:23.45 (0:11.45)	0:12.00 (0:12.00)	0:35.28					
Rank	TAB Horse/Jockey	Barrier	Top Speed [km/h]	Fastest Section	Margin			Distance Travelled [m]			
11	1 CASHIN' CHEX Dan McGillivray	8	64.3 1200m	0:11.68 400m	0:47.85 [12] (0:11.80)	0:36.05 [11] (0:11.86)	0:24.19 [11] (0:11.68)	0:12.51 [11] (0:12.51)	9.53L	0:36.05	-3
12	14 VERMEER Noriyuki Masuda	12	63.9 Overall	0:11.81 600m	0:49.67 [3] (0:12.05)	0:37.62 [3] (0:11.81)	0:25.81 [5] (0:12.27)	0:13.54 [10] (0:13.54)	15.22L	0:37.62	-11

Scratched: Forum One (#10), Gulf Of Tomini (#11), Lucky Exchange (#6)

[] Ranking at each section and finish
 -:-:-:- No data available at this section
 NA No data available

SCN Saddle cloth number
 DNF Did not finish
 DNT Did not track



Horse/Jockey Name	Habeebah
Final Rank	1
Fastest Section Time (Section)	0:11.25 (400m)
Top Speed [km/h] (Section)	64.9 (400m)
Race State	Finished



Eagle Farm QLD Professional
Race 2: STRADBROKE SEASON ON SALE SOON
BENCHMARK 78 Handicap - 2200m

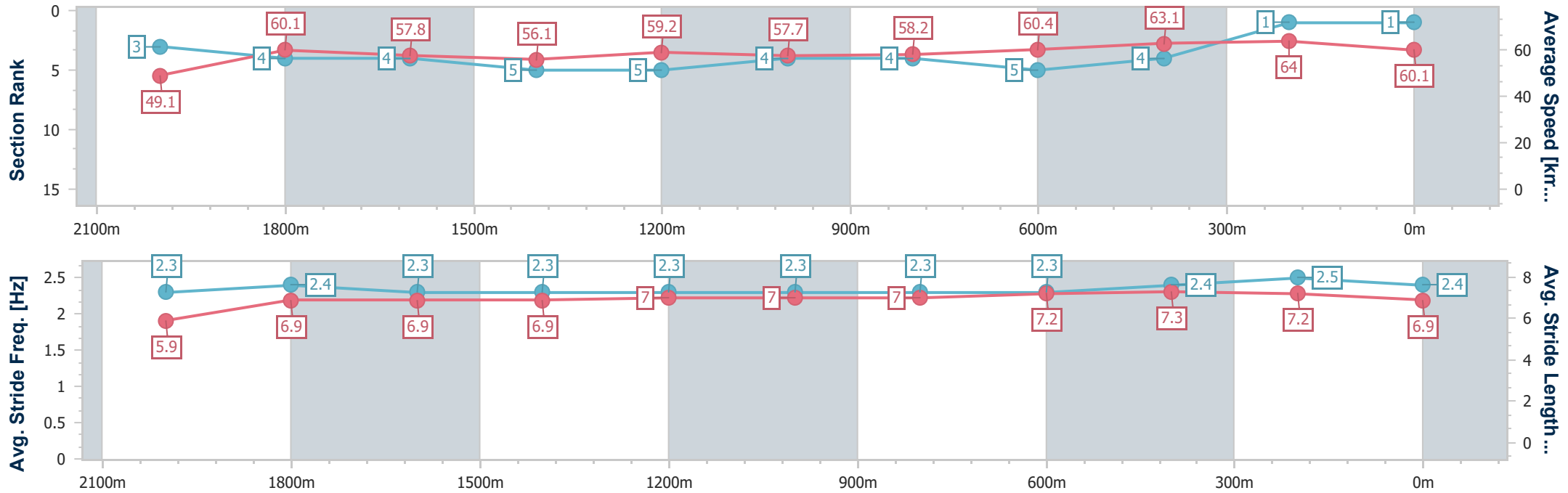
18 January 2025 - 12:48

Track Rating: Good 4, Weather: Overcast, Rail Position: +1m Entire



BRISBANE
RACING CLUB

Section	Overall	2000m	1800m	1600m	1400m	1200m	1000m	800m	600m	400m	200m
Section Times	2:16.40 [1] (0:14.68)	2:01.72 [3] (0:12.02)	1:49.70 [4] (0:12.51)	1:37.19 [4] (0:12.92)	1:24.27 [5] (0:12.20)	1:12.07 [5] (0:12.48)	0:59.59 [4] (0:12.59)	0:47.00 [4] (0:12.11)	0:34.89 [5] (0:11.64)	0:23.25 [4] (0:11.25)	0:12.00 [1] (0:12.00)
Average Speed [km/h]	49.1	60.1	57.8	56.1	59.2	57.7	58.2	60.4	63.1	64.0	60.1
Top Speed [km/h]	60.5	61.0	59.1	57.1	61.9	61.9	59.3	62.4	64.8	64.9	62.5
Avg. Dist. to Rail [m]	3.5	0.3	1.1	2.1	2.5	2.7	3.0	3.5	3.7	6.0	5.0
Avg. Stride Freq. [Hz]	2.3	2.4	2.3	2.3	2.3	2.3	2.3	2.3	2.4	2.5	2.4
Avg. Stride Length [m]	5.9	6.9	6.9	6.9	7.0	7.0	7.0	7.2	7.3	7.2	6.9



- [] Ranking at each section and finish
- .-.- No data available at this section
- NA No data available



Horse/Jockey Name	Iverson
Final Rank	2
Fastest Section Time (Section)	0:11.34 (400m)
Top Speed [km/h] (Section)	65.0 (600m)
Race State	Finished



Eagle Farm QLD Professional
Race 2: STRADBROKE SEASON ON SALE SOON
BENCHMARK 78 Handicap - 2200m

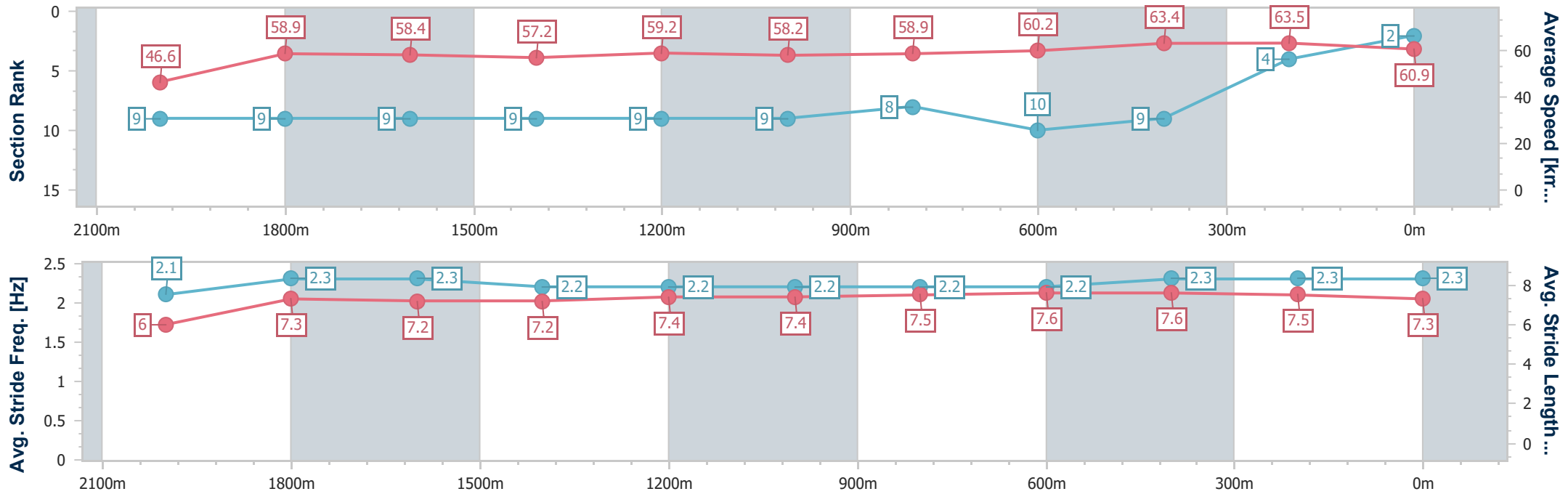
18 January 2025 - 12:48

Track Rating: Good 4, Weather: Overcast, Rail Position: +1m Entire



BRISBANE
RACING CLUB

Section	Overall	2000m	1800m	1600m	1400m	1200m	1000m	800m	600m	400m	200m
Section Times	2:16.77 [2] (0:15.55)	2:01.22 [9] (0:12.26)	1:48.96 [9] (0:12.36)	1:36.60 [9] (0:12.66)	1:23.94 [9] (0:12.20)	1:11.74 [9] (0:12.34)	0:59.40 [9] (0:12.43)	0:46.97 [8] (0:12.14)	0:34.83 [10] (0:11.58)	0:23.25 [9] (0:11.34)	0:11.91 [4] (0:11.91)
Average Speed [km/h]	46.6	58.9	58.4	57.2	59.2	58.2	58.9	60.2	63.4	63.5	60.9
Top Speed [km/h]	57.8	61.3	60.9	58.3	61.3	62.3	61.6	62.5	65.0	64.9	62.8
Avg. Dist. to Rail [m]	6.1	0.5	0.6	1.7	2.0	2.8	2.9	2.8	4.6	8.4	8.6
Avg. Stride Freq. [Hz]	2.1	2.3	2.3	2.2	2.2	2.2	2.2	2.2	2.3	2.3	2.3
Avg. Stride Length [m]	6.0	7.3	7.2	7.2	7.4	7.4	7.5	7.6	7.6	7.5	7.3



- [] Ranking at each section and finish
- .-.- No data available at this section
- NA No data available



Horse/Jockey Name	Aldeenaary
Final Rank	3
Fastest Section Time (Section)	0:11.48 (400m)
Top Speed [km/h] (Section)	65.6 (600m)
Race State	Finished



Eagle Farm QLD Professional
Race 2: STRADBROKE SEASON ON SALE SOON
BENCHMARK 78 Handicap - 2200m

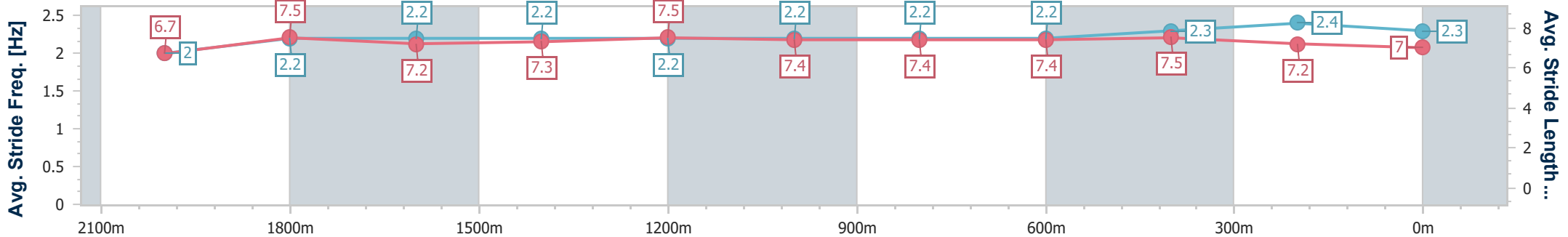
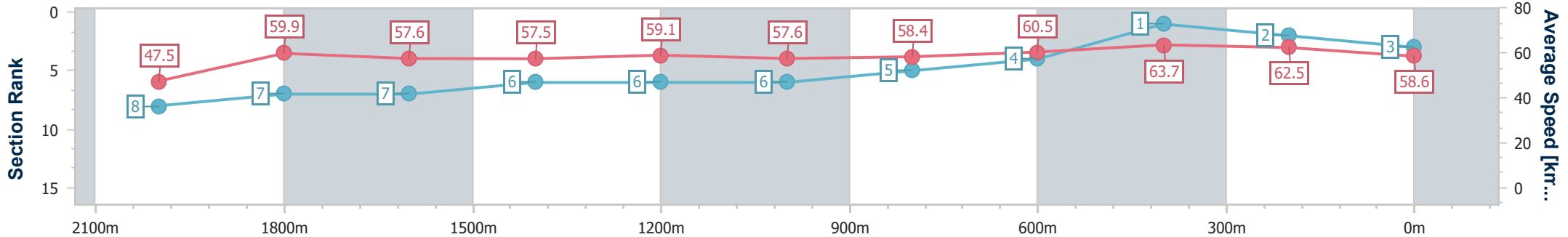
18 January 2025 - 12:48

Track Rating: Good 4, Weather: Overcast, Rail Position: +1m Entire



BRISBANE
RACING CLUB

Section	Overall	2000m	1800m	1600m	1400m	1200m	1000m	800m	600m	400m	200m
Section Times	2:16.80 [3] (0:15.16)	2:01.64 [8] (0:11.97)	1:49.67 [7] (0:12.51)	1:37.16 [7] (0:12.58)	1:24.58 [6] (0:12.22)	1:12.36 [6] (0:12.48)	0:59.88 [6] (0:12.49)	0:47.39 [5] (0:12.00)	0:35.39 [4] (0:11.54)	0:23.85 [1] (0:11.48)	0:12.37 [2] (0:12.37)
Average Speed [km/h]	47.5	59.9	57.6	57.5	59.1	57.6	58.4	60.5	63.7	62.5	58.6
Top Speed [km/h]	59.3	60.8	58.5	60.2	61.7	61.9	58.9	62.4	65.6	65.2	62.2
Avg. Dist. to Rail [m]	4.3	1.0	0.5	1.4	1.6	2.3	2.1	2.2	3.7	6.8	6.1
Avg. Stride Freq. [Hz]	2.0	2.2	2.2	2.2	2.2	2.2	2.2	2.2	2.3	2.4	2.3
Avg. Stride Length [m]	6.7	7.5	7.2	7.3	7.5	7.4	7.4	7.4	7.5	7.2	7.0



- [] Ranking at each section and finish
- .-.- No data available at this section
- NA No data available



Horse/Jockey Name	Lionel
Final Rank	4
Fastest Section Time (Section)	0:11.47 (400m)
Top Speed [km/h] (Section)	64.3 (600m)
Race State	Finished



Eagle Farm QLD Professional
Race 2: STRADBROKE SEASON ON SALE SOON
BENCHMARK 78 Handicap - 2200m

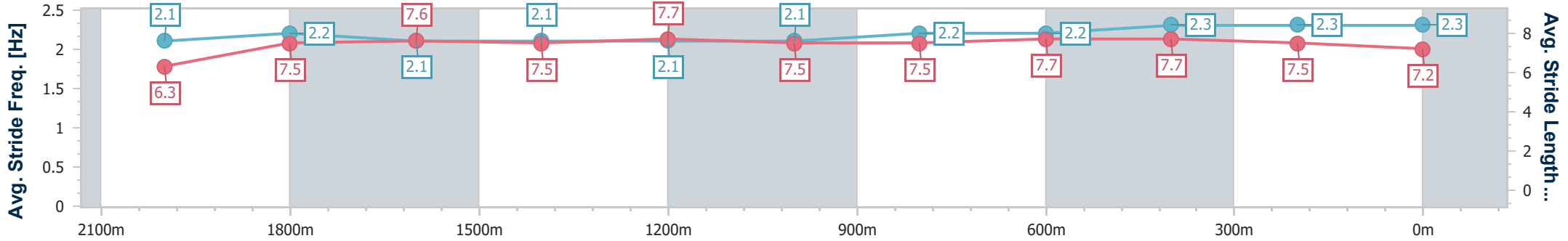
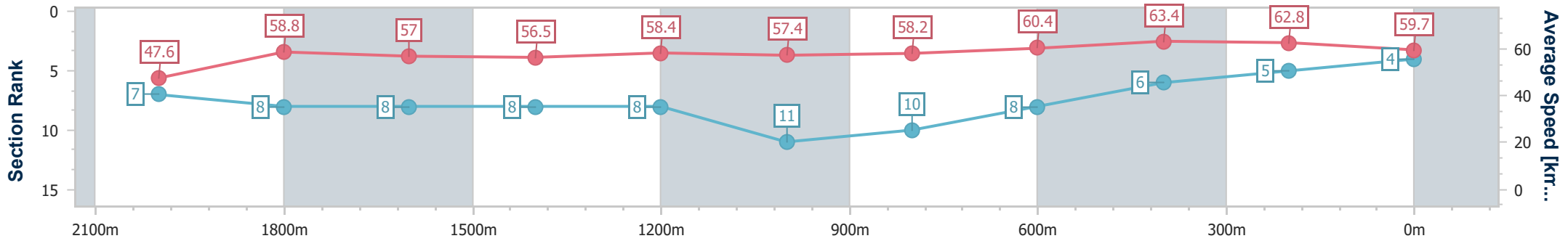
18 January 2025 - 12:48

Track Rating: Good 4, Weather: Overcast, Rail Position: +1m Entire



BRISBANE
RACING CLUB

Section	Overall	2000m	1800m	1600m	1400m	1200m	1000m	800m	600m	400m	200m
Section Times	2:16.99 [4] (0:15.11)	2:01.88 [7] (0:12.11)	1:49.77 [8] (0:12.62)	1:37.15 [8] (0:12.74)	1:24.41 [8] (0:12.34)	1:12.07 [8] (0:12.58)	0:59.49 [11] (0:12.43)	0:47.06 [10] (0:11.99)	0:35.07 [8] (0:11.48)	0:23.59 [6] (0:11.47)	0:12.12 [5] (0:12.12)
Average Speed [km/h]	47.6	58.8	57.0	56.5	58.4	57.4	58.2	60.4	63.4	62.8	59.7
Top Speed [km/h]	60.0	59.7	58.0	58.4	60.1	60.5	60.9	62.7	64.3	63.8	61.6
Avg. Dist. to Rail [m]	2.1	1.8	0.7	0.7	0.9	1.3	1.5	1.3	1.9	6.0	6.0
Avg. Stride Freq. [Hz]	2.1	2.2	2.1	2.1	2.1	2.1	2.2	2.2	2.3	2.3	2.3
Avg. Stride Length [m]	6.3	7.5	7.6	7.5	7.7	7.5	7.5	7.7	7.7	7.5	7.2



- [] Ranking at each section and finish
- .-.- No data available at this section
- NA No data available



Horse/Jockey Name	Artful Girl
Final Rank	5
Fastest Section Time (Section)	0:11.77 (1400m)
Top Speed [km/h] (Section)	63.2 (1400m)
Race State	Finished



Eagle Farm QLD Professional
Race 2: STRADBROKE SEASON ON SALE SOON
BENCHMARK 78 Handicap - 2200m

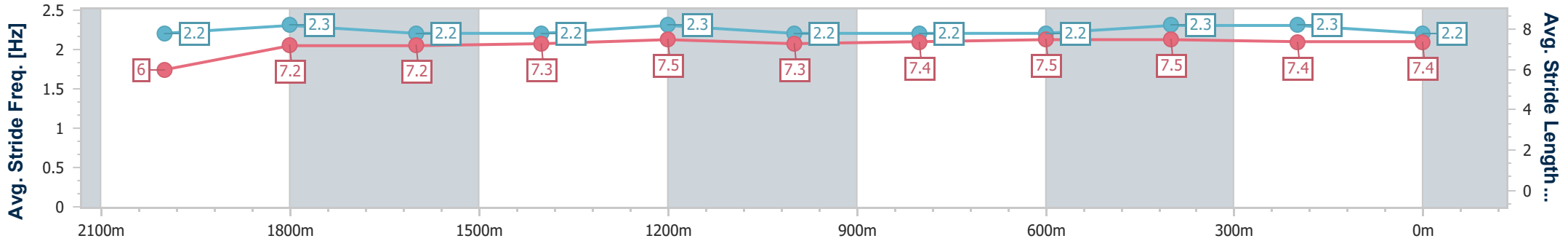
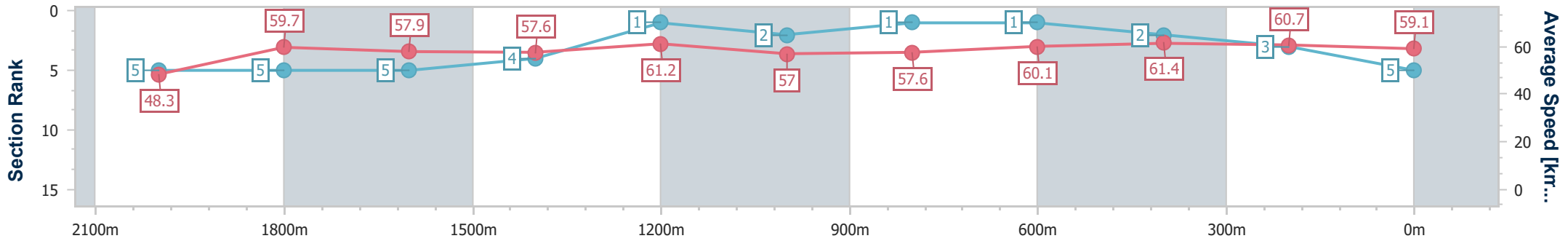
18 January 2025 - 12:48

Track Rating: Good 4, Weather: Overcast, Rail Position: +1m Entire



BRISBANE
RACING CLUB

Section	Overall	2000m	1800m	1600m	1400m	1200m	1000m	800m	600m	400m	200m
Section Times	2:17.07 [5] (0:15.00)	2:02.07 [5] (0:11.98)	1:50.09 [5] (0:12.52)	1:37.57 [5] (0:12.57)	1:25.00 [4] (0:11.77)	1:13.23 [1] (0:12.65)	1:00.58 [2] (0:12.61)	0:47.97 [1] (0:12.02)	0:35.95 [1] (0:11.84)	0:24.11 [2] (0:11.83)	0:12.28 [3] (0:12.28)
Average Speed [km/h]	48.3	59.7	57.9	57.6	61.2	57.0	57.6	60.1	61.4	60.7	59.1
Top Speed [km/h]	60.5	60.8	58.9	61.5	63.2	57.5	58.8	61.6	62.8	62.2	60.8
Avg. Dist. to Rail [m]	7.5	0.7	0.9	2.4	2.6	1.7	1.0	1.0	1.8	4.2	2.5
Avg. Stride Freq. [Hz]	2.2	2.3	2.2	2.2	2.3	2.2	2.2	2.2	2.3	2.3	2.2
Avg. Stride Length [m]	6.0	7.2	7.2	7.3	7.5	7.3	7.4	7.5	7.5	7.4	7.4



- [] Ranking at each section and finish
- .-.- No data available at this section
- NA No data available



Horse/Jockey Name	Celestial Fury
Final Rank	6
Fastest Section Time (Section)	0:11.52 (600m)
Top Speed [km/h] (Section)	64.5 (600m)
Race State	Finished



Eagle Farm QLD Professional
Race 2: STRADBROKE SEASON ON SALE SOON
BENCHMARK 78 Handicap - 2200m

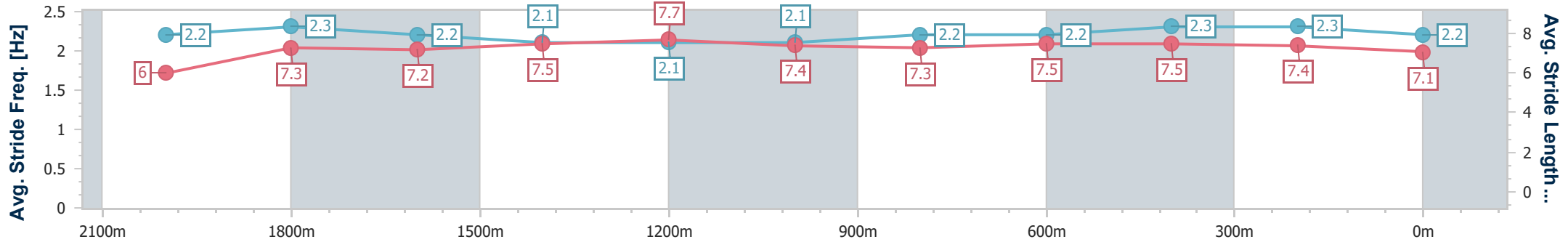
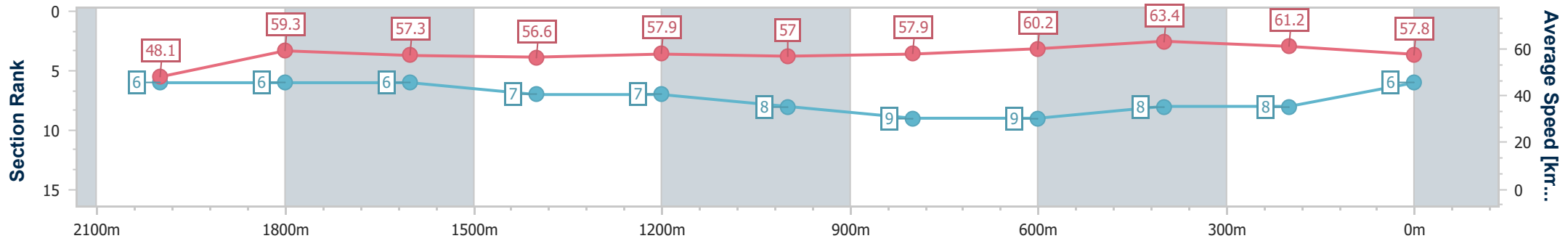
18 January 2025 - 12:48

Track Rating: Good 4, Weather: Overcast, Rail Position: +1m Entire



BRISBANE
RACING CLUB

Section	Overall	2000m	1800m	1600m	1400m	1200m	1000m	800m	600m	400m	200m
Section Times	2:17.76 [6] (0:15.00)	2:02.76 [6] (0:12.07)	1:50.69 [6] (0:12.49)	1:38.20 [6] (0:12.69)	1:25.51 [7] (0:12.48)	1:13.03 [7] (0:12.58)	1:00.45 [8] (0:12.58)	0:47.87 [9] (0:12.05)	0:35.82 [9] (0:11.52)	0:24.30 [8] (0:11.78)	0:12.52 [8] (0:12.52)
Average Speed [km/h]	48.1	59.3	57.3	56.6	57.9	57.0	57.9	60.2	63.4	61.2	57.8
Top Speed [km/h]	59.5	60.2	58.1	57.7	59.7	60.9	59.4	63.8	64.5	63.7	59.2
Avg. Dist. to Rail [m]	2.1	1.7	1.1	0.3	0.6	1.1	1.6	1.7	3.2	6.8	6.5
Avg. Stride Freq. [Hz]	2.2	2.3	2.2	2.1	2.1	2.1	2.2	2.2	2.3	2.3	2.2
Avg. Stride Length [m]	6.0	7.3	7.2	7.5	7.7	7.4	7.3	7.5	7.5	7.4	7.1



- [] Ranking at each section and finish
- .-.- No data available at this section
- NA No data available



Horse/Jockey Name	Seeress
Final Rank	7
Fastest Section Time (Section)	0:11.74 (400m)
Top Speed [km/h] (Section)	62.7 (400m)
Race State	Finished



Eagle Farm QLD Professional
Race 2: STRADBROKE SEASON ON SALE SOON
BENCHMARK 78 Handicap - 2200m

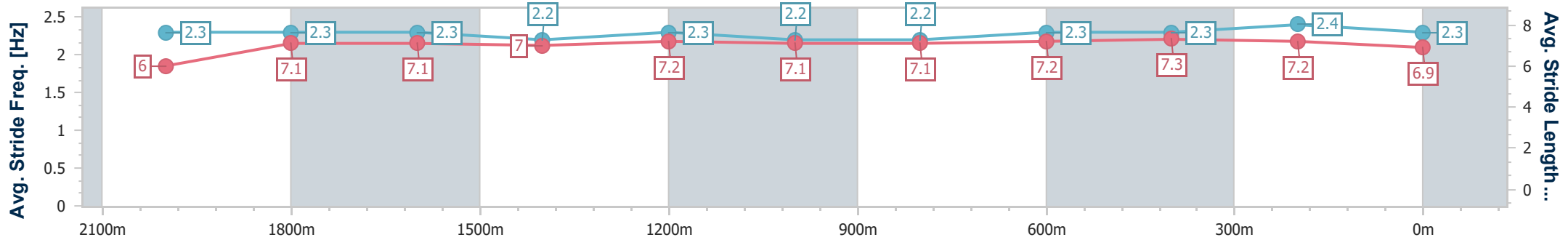
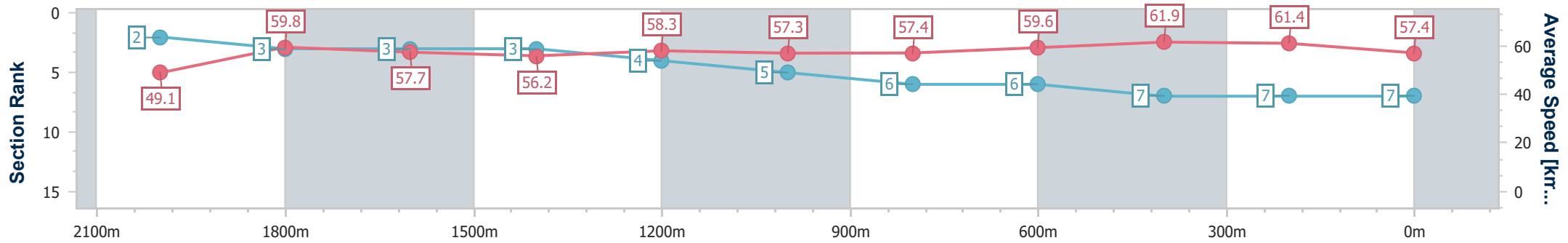
18 January 2025 - 12:48

Track Rating: Good 4, Weather: Overcast, Rail Position: +1m Entire



BRISBANE
RACING CLUB

Section	Overall	2000m	1800m	1600m	1400m	1200m	1000m	800m	600m	400m	200m
Section Times	2:17.77 [7] (0:14.65)	2:03.12 [2] (0:11.87)	1:51.25 [3] (0:12.53)	1:38.72 [3] (0:12.91)	1:25.81 [3] (0:12.33)	1:13.48 [4] (0:12.60)	1:00.88 [5] (0:12.57)	0:48.31 [6] (0:12.20)	0:36.11 [6] (0:11.77)	0:24.34 [7] (0:11.74)	0:12.60 [7] (0:12.60)
Average Speed [km/h]	49.1	59.8	57.7	56.2	58.3	57.3	57.4	59.6	61.9	61.4	57.4
Top Speed [km/h]	62.4	62.2	58.7	56.8	60.5	60.2	58.6	61.1	62.5	62.7	60.1
Avg. Dist. to Rail [m]	1.1	2.2	0.8	1.5	0.5	0.4	1.0	2.2	2.4	3.1	0.4
Avg. Stride Freq. [Hz]	2.3	2.3	2.3	2.2	2.3	2.2	2.2	2.3	2.3	2.4	2.3
Avg. Stride Length [m]	6.0	7.1	7.1	7.0	7.2	7.1	7.1	7.2	7.3	7.2	6.9



- [] Ranking at each section and finish
- .-.- No data available at this section
- NA No data available



Horse/Jockey Name	Bedford Square
Final Rank	8
Fastest Section Time (Section)	0:11.64 (1200m)
Top Speed [km/h] (Section)	64.2 (1200m)
Race State	Finished



Eagle Farm QLD Professional
Race 2: STRADBROKE SEASON ON SALE SOON
BENCHMARK 78 Handicap - 2200m

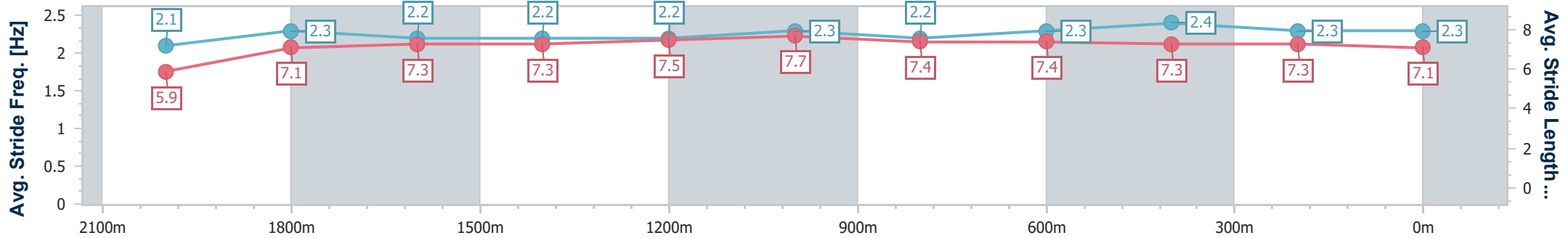
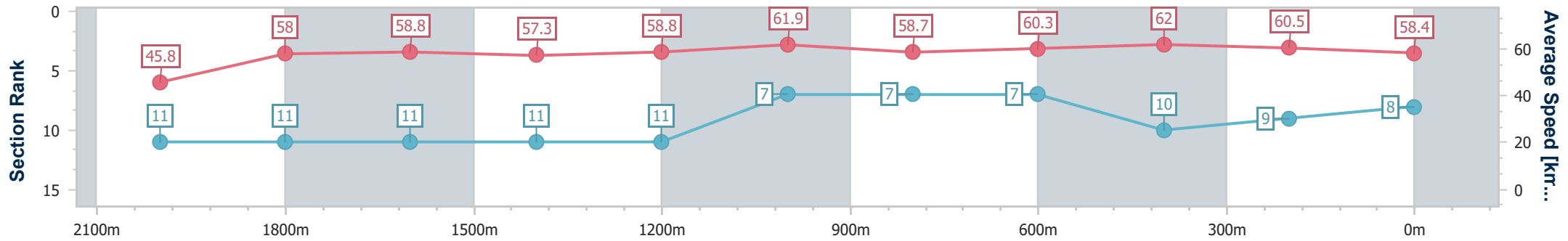
18 January 2025 - 12:48

Track Rating: Good 4, Weather: Overcast, Rail Position: +1m Entire



BRISBANE
RACING CLUB

Section	Overall	2000m	1800m	1600m	1400m	1200m	1000m	800m	600m	400m	200m
Section Times	2:17.78 [8] (0:15.80)	2:01.98 [11] (0:12.36)	1:49.62 [11] (0:12.29)	1:37.33 [11] (0:12.65)	1:24.68 [11] (0:12.29)	1:12.39 [11] (0:11.64)	1:00.75 [7] (0:12.50)	0:48.25 [7] (0:12.15)	0:36.10 [7] (0:11.84)	0:24.26 [10] (0:11.88)	0:12.38 [9] (0:12.38)
Average Speed [km/h]	45.8	58.0	58.8	57.3	58.8	61.9	58.7	60.3	62.0	60.5	58.4
Top Speed [km/h]	57.2	59.8	60.8	58.8	60.8	64.2	59.6	61.9	62.7	62.4	59.7
Avg. Dist. to Rail [m]	6.9	0.5	0.6	2.1	2.4	3.8	3.6	3.6	4.2	7.2	7.8
Avg. Stride Freq. [Hz]	2.1	2.3	2.2	2.2	2.2	2.3	2.2	2.3	2.4	2.3	2.3
Avg. Stride Length [m]	5.9	7.1	7.3	7.3	7.5	7.7	7.4	7.4	7.3	7.3	7.1



- [] Ranking at each section and finish
- .-.- No data available at this section
- NA No data available



Horse/Jockey Name	Venturous
Final Rank	9
Fastest Section Time (Section)	0:11.79 (2000m)
Top Speed [km/h] (Section)	63.0 (2000m)
Race State	Finished



Eagle Farm QLD Professional
Race 2: STRADBROKE SEASON ON SALE SOON
BENCHMARK 78 Handicap - 2200m

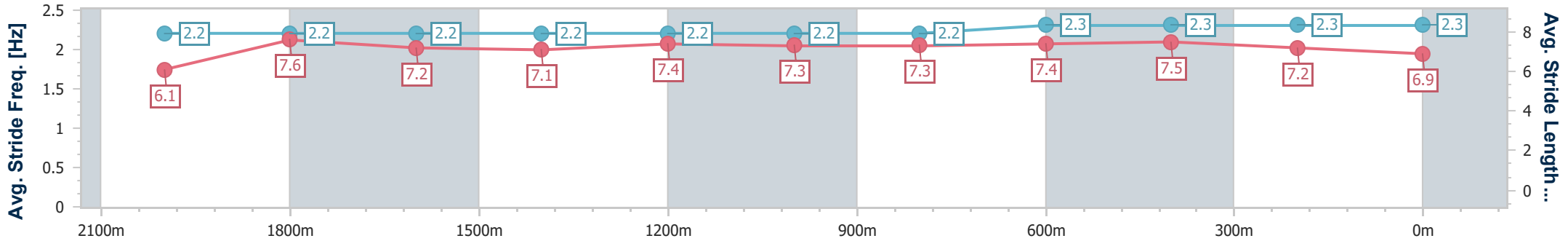
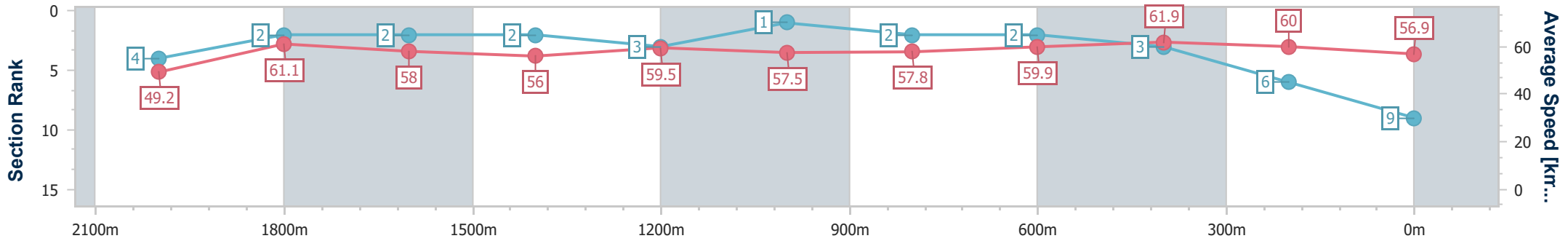
18 January 2025 - 12:48

Track Rating: Good 4, Weather: Overcast, Rail Position: +1m Entire



BRISBANE
RACING CLUB

Section	Overall	2000m	1800m	1600m	1400m	1200m	1000m	800m	600m	400m	200m
Section Times	2:17.86 [9] (0:14.69)	2:03.17 [4] (0:11.79)	1:51.38 [2] (0:12.43)	1:38.95 [2] (0:12.96)	1:25.99 [2] (0:12.10)	1:13.89 [3] (0:12.51)	1:01.38 [1] (0:12.66)	0:48.72 [2] (0:12.21)	0:36.51 [2] (0:11.79)	0:24.72 [3] (0:12.00)	0:12.72 [6] (0:12.72)
Average Speed [km/h]	49.2	61.1	58.0	56.0	59.5	57.5	57.8	59.9	61.9	60.0	56.9
Top Speed [km/h]	62.2	63.0	60.3	56.6	61.3	59.7	58.8	61.4	62.6	62.0	58.5
Avg. Dist. to Rail [m]	4.2	0.5	0.7	1.6	2.1	1.8	2.7	3.8	2.7	4.4	4.1
Avg. Stride Freq. [Hz]	2.2	2.2	2.2	2.2	2.2	2.2	2.2	2.3	2.3	2.3	2.3
Avg. Stride Length [m]	6.1	7.6	7.2	7.1	7.4	7.3	7.3	7.4	7.5	7.2	6.9



- [] Ranking at each section and finish
- .-.- No data available at this section
- NA No data available



Horse/Jockey Name	Amalgamation
Final Rank	10
Fastest Section Time (Section)	0:11.64 (400m)
Top Speed [km/h] (Section)	63.5 (600m)
Race State	Finished



Eagle Farm QLD Professional
Race 2: STRADBROKE SEASON ON SALE SOON
BENCHMARK 78 Handicap - 2200m

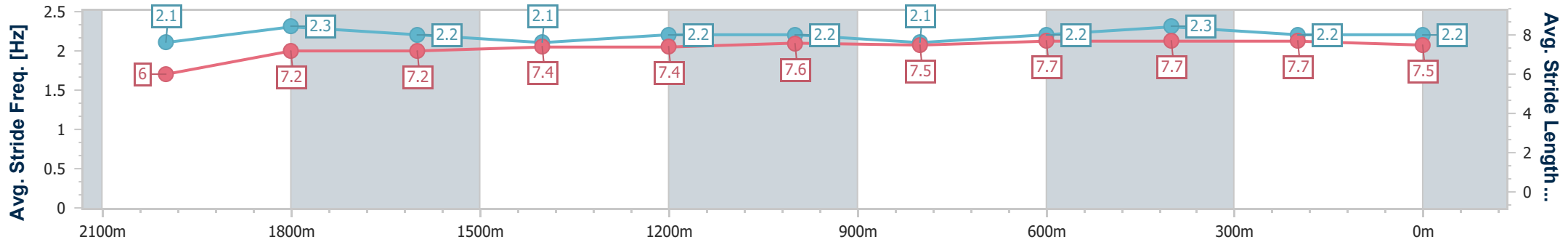
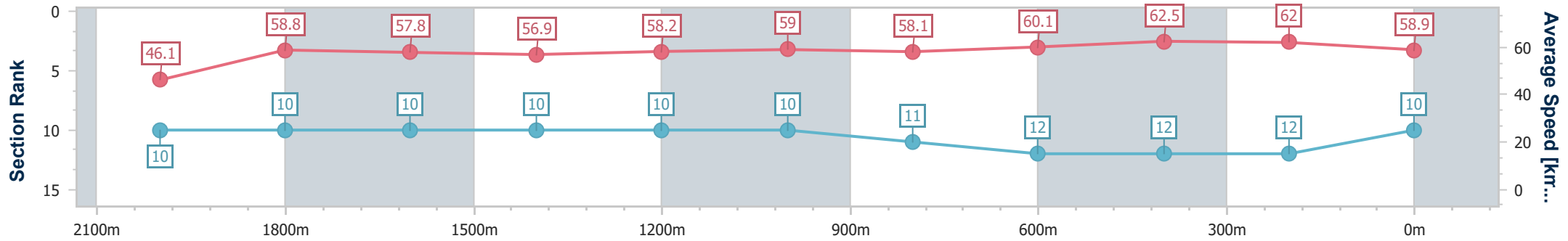
18 January 2025 - 12:48

Track Rating: Good 4, Weather: Overcast, Rail Position: +1m Entire



BRISBANE
RACING CLUB

Section	Overall	2000m	1800m	1600m	1400m	1200m	1000m	800m	600m	400m	200m
Section Times	2:17.87 [10] (0:15.62)	2:02.25 [10] (0:12.21)	1:50.04 [10] (0:12.44)	1:37.60 [10] (0:12.65)	1:24.95 [10] (0:12.36)	1:12.59 [10] (0:12.19)	1:00.40 [10] (0:12.58)	0:47.82 [11] (0:12.12)	0:35.70 [12] (0:11.73)	0:23.97 [12] (0:11.64)	0:12.33 [12] (0:12.33)
Average Speed [km/h]	46.1	58.8	57.8	56.9	58.2	59.0	58.1	60.1	62.5	62.0	58.9
Top Speed [km/h]	57.6	60.0	59.9	57.8	60.6	62.3	61.1	61.7	63.5	63.0	60.1
Avg. Dist. to Rail [m]	4.4	1.1	0.2	0.2	0.4	1.8	2.4	3.0	3.6	4.2	2.4
Avg. Stride Freq. [Hz]	2.1	2.3	2.2	2.1	2.2	2.2	2.1	2.2	2.3	2.2	2.2
Avg. Stride Length [m]	6.0	7.2	7.2	7.4	7.4	7.6	7.5	7.7	7.7	7.7	7.5



- [] Ranking at each section and finish
- .-.- No data available at this section
- NA No data available



Horse/Jockey Name	Cashin' Chex
Final Rank	11
Fastest Section Time (Section)	0:11.68 (400m)
Top Speed [km/h] (Section)	64.3 (1200m)
Race State	Finished



Eagle Farm QLD Professional
Race 2: STRADBROKE SEASON ON SALE SOON
BENCHMARK 78 Handicap - 2200m

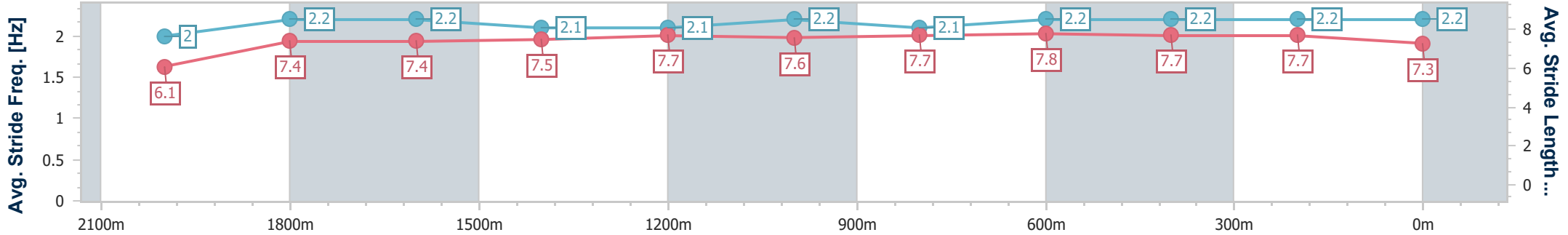
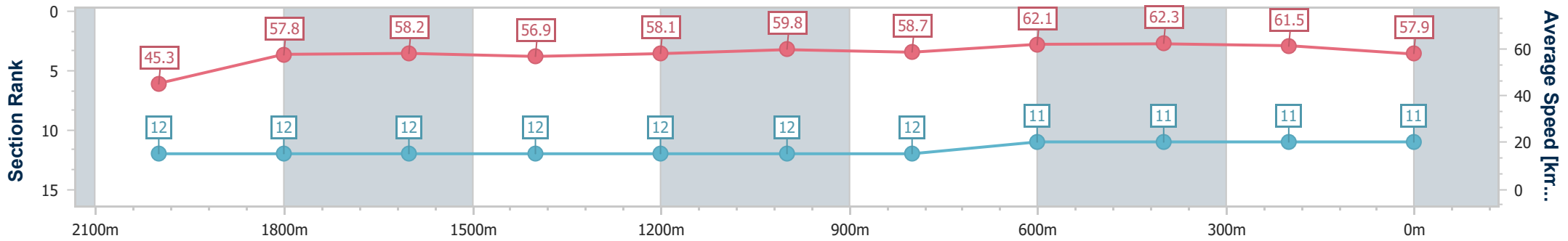
18 January 2025 - 12:48

Track Rating: Good 4, Weather: Overcast, Rail Position: +1m Entire



BRISBANE
RACING CLUB

Section	Overall	2000m	1800m	1600m	1400m	1200m	1000m	800m	600m	400m	200m
Section Times	2:18.02 [11] (0:15.93)	2:02.09 [12] (0:12.34)	1:49.75 [12] (0:12.28)	1:37.47 [12] (0:12.65)	1:24.82 [12] (0:12.43)	1:12.39 [12] (0:12.03)	1:00.36 [12] (0:12.51)	0:47.85 [12] (0:11.80)	0:36.05 [11] (0:11.86)	0:24.19 [11] (0:11.68)	0:12.51 [11] (0:12.51)
Average Speed [km/h]	45.3	57.8	58.2	56.9	58.1	59.8	58.7	62.1	62.3	61.5	57.9
Top Speed [km/h]	56.4	59.0	60.0	57.6	59.6	64.3	62.7	63.6	62.5	62.5	60.7
Avg. Dist. to Rail [m]	3.8	1.9	1.1	0.3	1.3	2.4	3.2	4.3	4.7	6.4	5.5
Avg. Stride Freq. [Hz]	2.0	2.2	2.2	2.1	2.1	2.2	2.1	2.2	2.2	2.2	2.2
Avg. Stride Length [m]	6.1	7.4	7.4	7.5	7.7	7.6	7.7	7.8	7.7	7.7	7.3



- [] Ranking at each section and finish
- .-.- No data available at this section
- NA No data available



Horse/Jockey Name	Vermeer
Final Rank	12
Fastest Section Time (Section)	0:11.81 (600m)
Top Speed [km/h] (Section)	63.9 (Overall)
Race State	Finished



Eagle Farm QLD Professional
Race 2: STRADBROKE SEASON ON SALE SOON
BENCHMARK 78 Handicap - 2200m

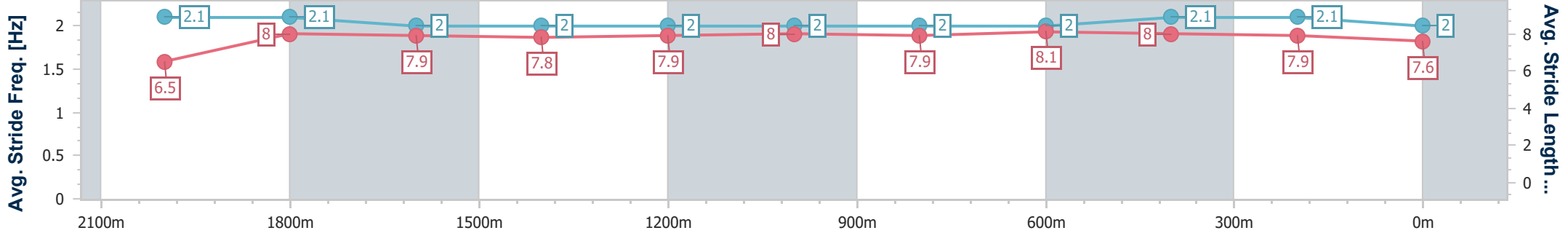
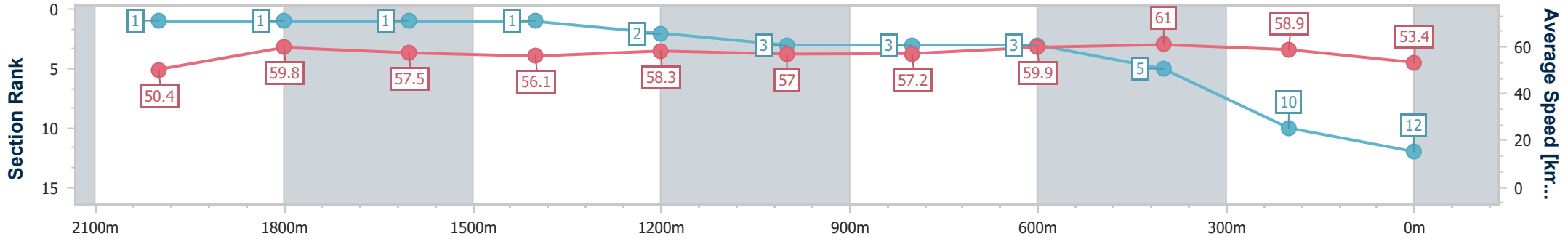
18 January 2025 - 12:48

Track Rating: Good 4, Weather: Overcast, Rail Position: +1m Entire



BRISBANE
RACING CLUB

Section	Overall	2000m	1800m	1600m	1400m	1200m	1000m	800m	600m	400m	200m
Section Times	2:18.99 [12] (0:14.37)	2:04.62 [1] (0:11.94)	1:52.68 [1] (0:12.47)	1:40.21 [1] (0:12.87)	1:27.34 [1] (0:12.32)	1:15.02 [2] (0:12.66)	1:02.36 [3] (0:12.69)	0:49.67 [3] (0:12.05)	0:37.62 [3] (0:11.81)	0:25.81 [5] (0:12.27)	0:13.54 [10] (0:13.54)
Average Speed [km/h]	50.4	59.8	57.5	56.1	58.3	57.0	57.2	59.9	61.0	58.9	53.4
Top Speed [km/h]	63.9	62.0	58.5	56.3	60.0	59.2	59.2	61.8	62.3	62.5	56.2
Avg. Dist. to Rail [m]	9.2	1.7	0.8	0.2	0.5	1.5	1.5	0.9	0.5	0.7	2.0
Avg. Stride Freq. [Hz]	2.1	2.1	2.0	2.0	2.0	2.0	2.0	2.0	2.1	2.1	2.0
Avg. Stride Length [m]	6.5	8.0	7.9	7.8	7.9	8.0	7.9	8.1	8.0	7.9	7.6



- [] Ranking at each section and finish
- .-.- No data available at this section
- NA No data available