



Eagle Farm QLD Professional

Race 3: THE GIBSON BENCHMARK 70 Handicap - 1000m

18 January 2025 - 13:23



BRISBANE
RACING CLUB

Track Rating: Good 4, Weather: Overcast, Rail Position: +1m Entire

Section										Last 600m		
Field Times		Overall	800m	600m	400m	200m						
		0:57.67 (0:13.30)	0:44.37 (0:10.59)	0:33.78 (0:10.96)	0:22.82 (0:11.17)	0:11.65 (0:11.65)	0:33.78					
Rank	TAB Horse/Jockey	Barrier	Top Speed [km/h]	Fastest Section						Margin	Distance Travelled [m]	
1	4 HURTS SO GOOD James Orman	11	69.0	0:10.69	0:57.67 [1] (0:13.90)	0:43.77 [9] (0:10.83)	0:32.94 [9] (0:10.78)	0:22.16 [9] (0:10.69)	0:11.47 [5] (0:11.47)	0:57.67	0:32.94	
2	7 HIGHBAR Kyle Wilson-Taylor	4	68.0	0:10.75	0:57.79 [2] (0:13.45)	0:44.34 [2] (0:10.75)	0:33.59 [3] (0:10.93)	0:22.66 [3] (0:10.89)	0:11.77 [1] (0:11.77)	0.68L	0:33.59	-3
3	3 BLUE SPINEL Emily Lang	6	68.3	0:10.78	0:57.82 [3] (0:13.65)	0:44.17 [5] (0:10.79)	0:33.38 [7] (0:10.92)	0:22.46 [7] (0:10.78)	0:11.68 [3] (0:11.68)	0.9L	0:33.38	+0
4	9 ALL STASHED UP Vlad Duric	3	68.6	0:10.69	0:57.93 [4] (0:14.06)	0:43.87 [10] (0:10.69)	0:33.18 [10] (0:10.90)	0:22.28 [10] (0:10.81)	0:11.47 [12] (0:11.47)	1.51L	0:33.18	-7
5	6 CARRIBEAN KING Damien Thornton	8	68.9	0:10.62	0:57.96 [5] (0:14.08)	0:43.88 [11] (0:10.96)	0:32.92 [12] (0:10.72)	0:22.20 [12] (0:10.62)	0:11.58 [9] (0:11.58)	1.69L	0:32.92	-1
6	14 INVINOVICH Nikita Beriman	5	69.8	0:10.66	0:57.98 [6] (0:13.75)	0:44.23 [7] (0:10.66)	0:33.57 [6] (0:10.87)	0:22.70 [5] (0:10.95)	0:11.75 [6] (0:11.75)	1.81L	0:33.57	-4
7	1 OUTWEIGHED Jasper Franklin	10	71.5	0:10.46	0:58.00 [7] (0:13.48)	0:44.52 [3] (0:10.46)	0:34.06 [2] (0:11.09)	0:22.97 [2] (0:11.06)	0:11.91 [2] (0:11.91)	1.96L	0:34.06	+0
8	10 FEMME FATALE Cejay Graham	2	68.7	0:10.67	0:58.12 [8] (0:13.65)	0:44.47 [6] (0:10.67)	0:33.80 [5] (0:10.99)	0:22.81 [6] (0:11.05)	0:11.76 [8] (0:11.76)	2.66L	0:33.80	-5
9	5 WRITTLE Justin Huxtable	12	67.9	0:10.71	0:58.20 [9] (0:14.23)	0:43.97 [12] (0:10.73)	0:33.24 [11] (0:10.78)	0:22.46 [11] (0:10.71)	0:11.75 [11] (0:11.75)	3.13L	0:33.24	-4
10	8 KAT CHINNA Courtney Bellamy	7	70.0	0:10.59	0:58.26 [10] (0:13.30)	0:44.96 [1] (0:10.59)	0:34.37 [1] (0:10.96)	0:23.41 [1] (0:11.34)	0:12.07 [4] (0:12.07)	3.48L	0:34.37	-5

Scratched: Flaming Conquest (#2), She's A Rogue (#11), Mr Encore (#13), Groomed (#16), Inlanda (#19), Spiritchaser (#17), Pia Mia (#18)

[] Ranking at each section and finish
 -:-:- No data available at this section
 NA No data available

SCN Saddle cloth number
 DNF Did not finish
 DNT Did not track



Eagle Farm QLD Professional

Race 3: THE GIBSON BENCHMARK 70 Handicap - 1000m

18 January 2025 - 13:23



BRISBANE
RACING CLUB

Track Rating: Good 4, Weather: Overcast, Rail Position: +1m Entire

Section		Overall	800m	600m	400m	200m	Last 600m					
Field Times		0:57.67 (0:13.30)	0:44.37 (0:10.59)	0:33.78 (0:10.96)	0:22.82 (0:11.17)	0:11.65 (0:11.65)	0:33.78					
Rank	TAB Horse/Jockey	Barrier	Top Speed [km/h]	Fastest Section	Margin					Distance Travelled [m]		
11	15 UNTOUCHABLE LEGEND Bailey Wheeler	1	68.2 Overall	0:10.81 800m	0:58.59 [11] (0:13.77)	0:44.82 [8] (0:10.81)	0:34.01 [8] (0:10.87)	0:23.14 [8] (0:10.91)	0:12.23 [7] (0:12.23)	5.39L	0:34.01	-5
12	12 CRICKETS CHIRPING Andrew Mallyon	9	68.6 800m	0:10.68 800m	0:58.72 [12] (0:13.63)	0:45.09 [4] (0:10.68)	0:34.41 [4] (0:10.89)	0:23.52 [4] (0:11.20)	0:12.32 [10] (0:12.32)	6.21L	0:34.41	+1

Scratched: Flaming Conquest (#2), She's A Rogue (#11), Mr Encore (#13), Groomed (#16), Inlanda (#19), Spiritchaser (#17), Pia Mia (#18)

[] Ranking at each section and finish
 -:-:-:- No data available at this section
 NA No data available

SCN Saddle cloth number
 DNF Did not finish
 DNT Did not track



Horse/Jockey Name	Hurts So Good
Final Rank	1
Fastest Section Time (Section)	0:10.69 (400m)
Top Speed [km/h] (Section)	69.0 (Overall)
Race State	Finished



Eagle Farm QLD Professional

Race 3: THE GIBSON BENCHMARK 70 Handicap - 1000m

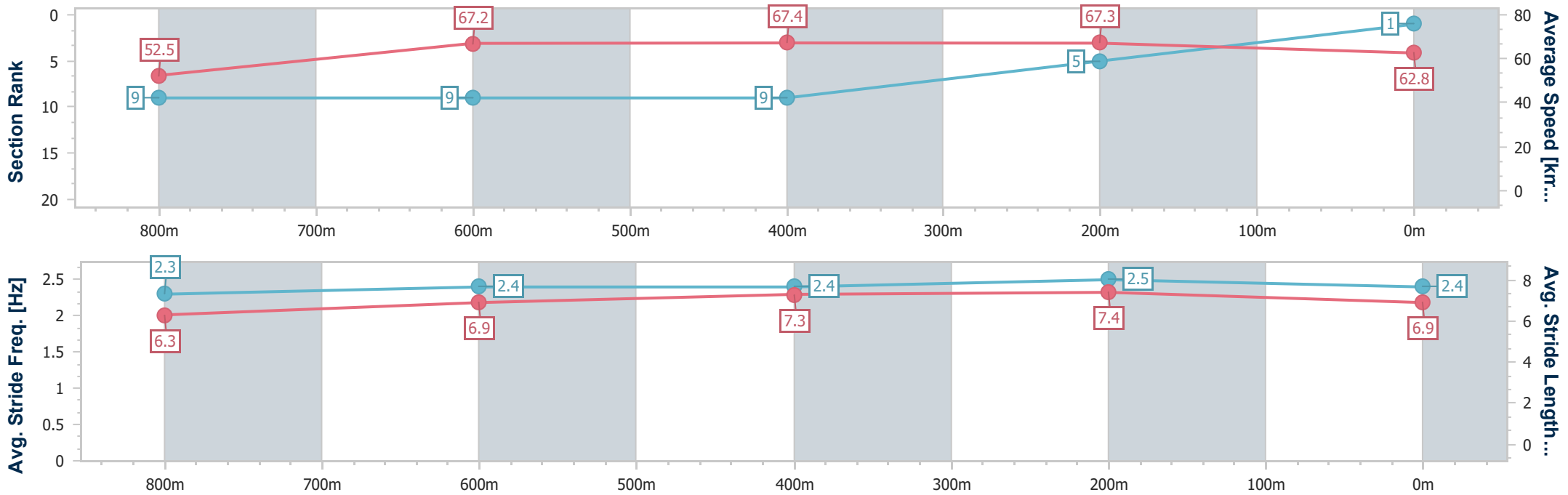
18 January 2025 - 13:23

Track Rating: Good 4, Weather: Overcast, Rail Position: +1m Entire



BRISBANE RACING CLUB

Section	Overall	800m	600m	400m	200m
Section Times	0:57.67 [1] (0:13.90)	0:43.77 [9] (0:10.83)	0:32.94 [9] (0:10.78)	0:22.16 [9] (0:10.69)	0:11.47 [5] (0:11.47)
Average Speed [km/h]	52.5	67.2	67.4	67.3	62.8
Top Speed [km/h]	69.0	68.8	67.9	68.6	65.5
Avg. Dist. to Rail [m]	10.4	1.5	1.9	6.4	8.0
Avg. Stride Freq. [Hz]	2.3	2.4	2.4	2.5	2.4
Avg. Stride Length [m]	6.3	6.9	7.3	7.4	6.9



- [] Ranking at each section and finish
- .-.- No data available at this section
- NA No data available



Horse/Jockey Name	Highbar
Final Rank	2
Fastest Section Time (Section)	0:10.75 (800m)
Top Speed [km/h] (Section)	68.0 (800m)
Race State	Finished



Eagle Farm QLD Professional

Race 3: THE GIBSON BENCHMARK 70 Handicap - 1000m

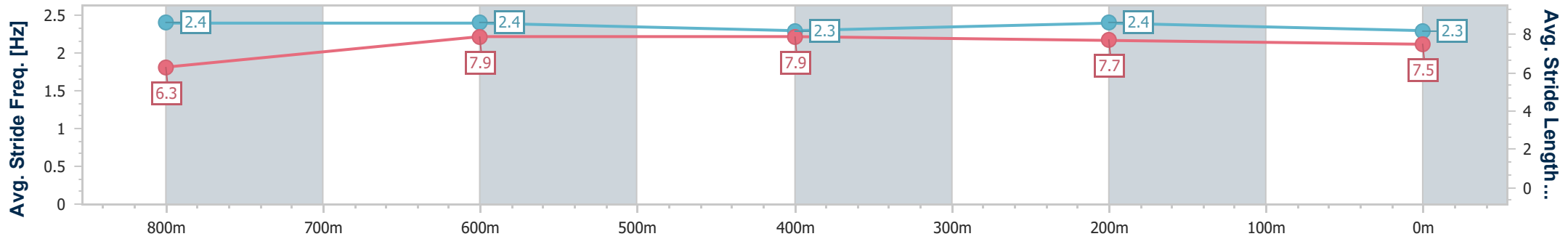
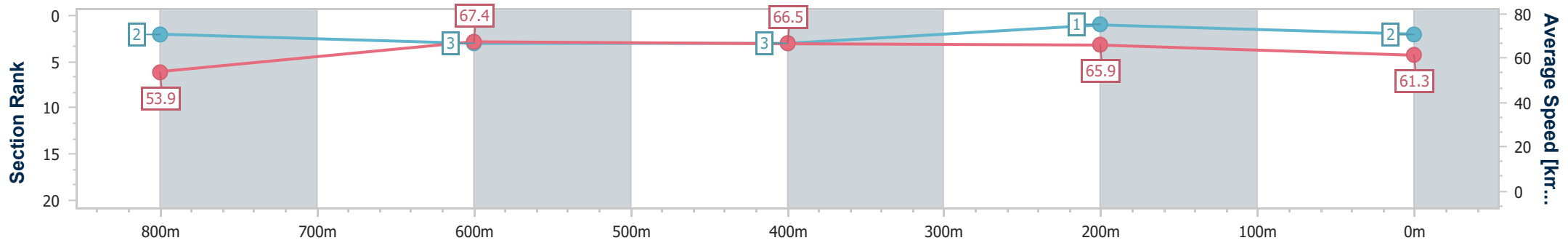
18 January 2025 - 13:23

Track Rating: Good 4, Weather: Overcast, Rail Position: +1m Entire



BRISBANE RACING CLUB

Section	Overall	800m	600m	400m	200m
Section Times	0:57.79 [2] (0:13.45)	0:44.34 [2] (0:10.75)	0:33.59 [3] (0:10.93)	0:22.66 [3] (0:10.89)	0:11.77 [1] (0:11.77)
Average Speed [km/h]	53.9	67.4	66.5	65.9	61.3
Top Speed [km/h]	67.5	68.0	67.5	66.9	65.3
Avg. Dist. to Rail [m]	4.7	1.8	1.3	2.0	3.7
Avg. Stride Freq. [Hz]	2.4	2.4	2.3	2.4	2.3
Avg. Stride Length [m]	6.3	7.9	7.9	7.7	7.5



- [] Ranking at each section and finish
- .-.- No data available at this section
- NA No data available



Horse/Jockey Name	Blue Spinel
Final Rank	3
Fastest Section Time (Section)	0:10.78 (400m)
Top Speed [km/h] (Section)	68.3 (800m)
Race State	Finished



Eagle Farm QLD Professional

Race 3: THE GIBSON BENCHMARK 70 Handicap - 1000m

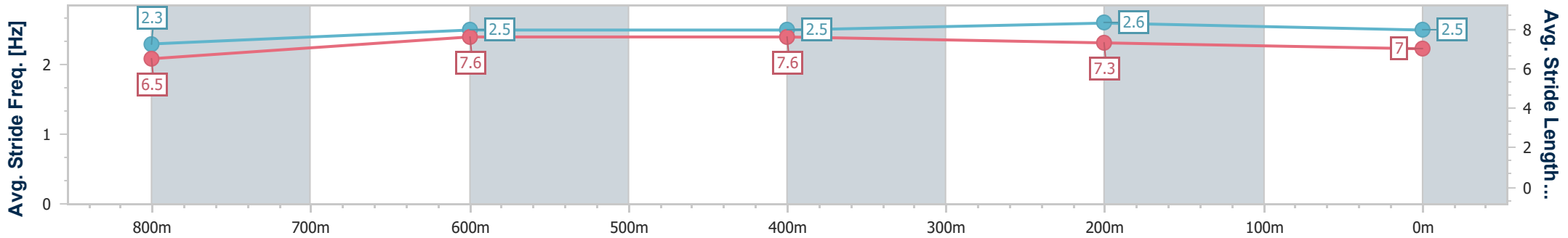
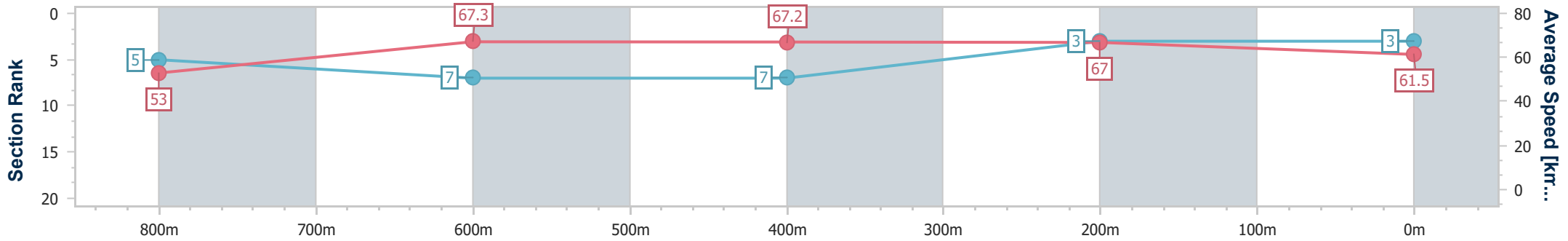
18 January 2025 - 13:23

Track Rating: Good 4, Weather: Overcast, Rail Position: +1m Entire



BRISBANE RACING CLUB

Section	Overall	800m	600m	400m	200m
Section Times	0:57.82 [3] (0:13.65)	0:44.17 [5] (0:10.79)	0:33.38 [7] (0:10.92)	0:22.46 [7] (0:10.78)	0:11.68 [3] (0:11.68)
Average Speed [km/h]	53.0	67.3	67.2	67.0	61.5
Top Speed [km/h]	67.2	68.3	67.9	67.6	66.3
Avg. Dist. to Rail [m]	6.1	1.9	4.0	6.2	4.6
Avg. Stride Freq. [Hz]	2.3	2.5	2.5	2.6	2.5
Avg. Stride Length [m]	6.5	7.6	7.6	7.3	7.0



- [] Ranking at each section and finish
- .-.- No data available at this section
- NA No data available



Horse/Jockey Name	All Stashed Up
Final Rank	4
Fastest Section Time (Section)	0:10.69 (800m)
Top Speed [km/h] (Section)	68.6 (Overall)
Race State	Finished



Eagle Farm QLD Professional

Race 3: THE GIBSON BENCHMARK 70 Handicap - 1000m

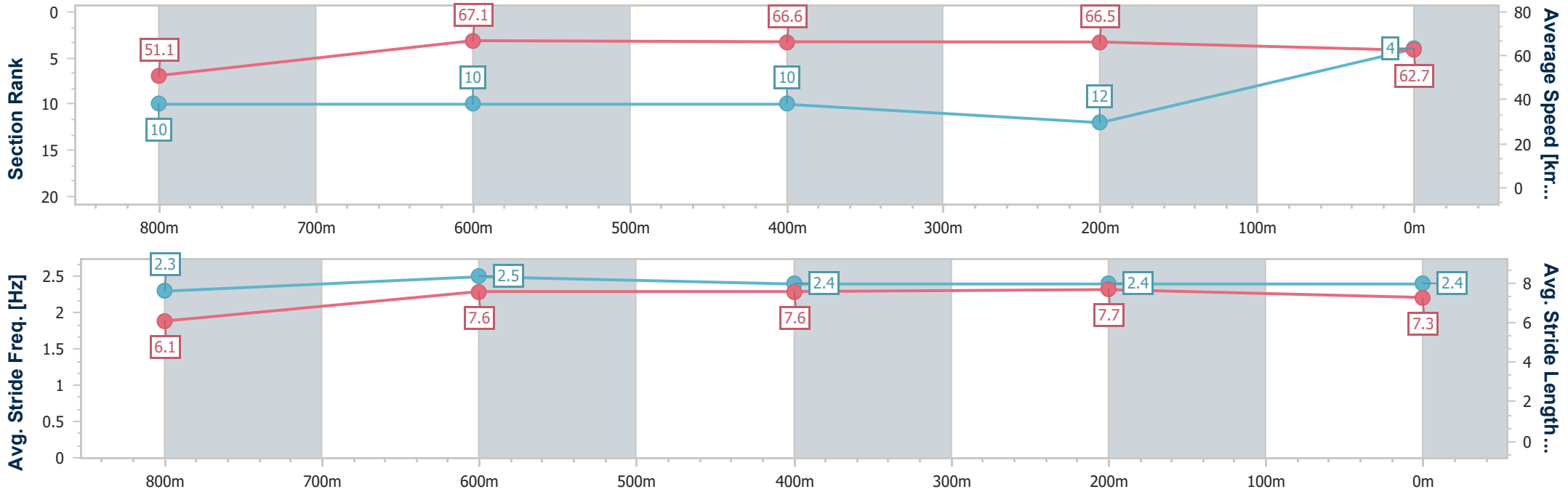
18 January 2025 - 13:23

Track Rating: Good 4, Weather: Overcast, Rail Position: +1m Entire



BRISBANE RACING CLUB

Section	Overall	800m	600m	400m	200m
Section Times	0:57.93 [4] (0:14.06)	0:43.87 [10] (0:10.69)	0:33.18 [10] (0:10.90)	0:22.28 [10] (0:10.81)	0:11.47 [12] (0:11.47)
Average Speed [km/h]	51.1	67.1	66.6	66.5	62.7
Top Speed [km/h]	68.6	68.1	68.1	67.8	66.3
Avg. Dist. to Rail [m]	2.3	1.1	1.7	6.7	8.8
Avg. Stride Freq. [Hz]	2.3	2.5	2.4	2.4	2.4
Avg. Stride Length [m]	6.1	7.6	7.6	7.7	7.3



- [] Ranking at each section and finish
- .-.- No data available at this section
- NA No data available



Horse/Jockey Name	Carribean King
Final Rank	5
Fastest Section Time (Section)	0:10.62 (400m)
Top Speed [km/h] (Section)	68.9 (400m)
Race State	Finished



Eagle Farm QLD Professional

Race 3: THE GIBSON BENCHMARK 70 Handicap - 1000m

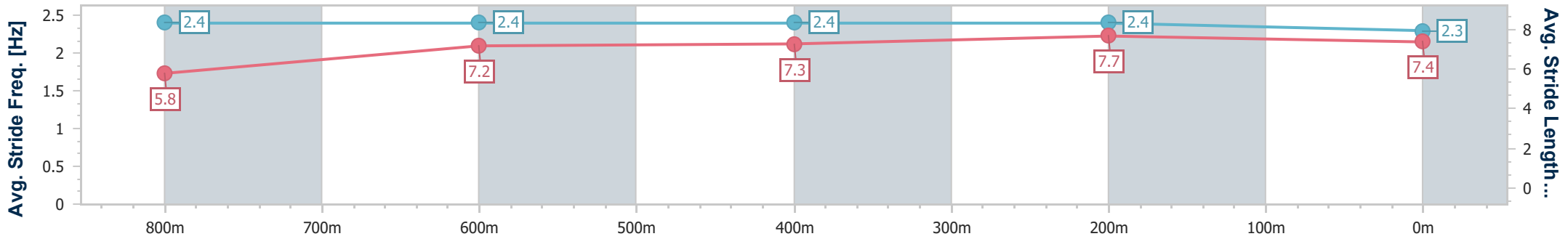
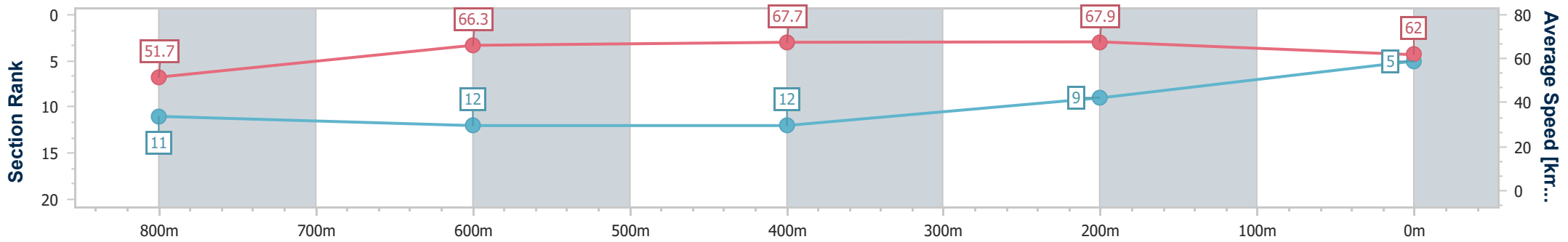
18 January 2025 - 13:23

Track Rating: Good 4, Weather: Overcast, Rail Position: +1m Entire



BRISBANE RACING CLUB

Section	Overall	800m	600m	400m	200m
Section Times	0:57.96 [5] (0:14.08)	0:43.88 [11] (0:10.96)	0:32.92 [12] (0:10.72)	0:22.20 [12] (0:10.62)	0:11.58 [9] (0:11.58)
Average Speed [km/h]	51.7	66.3	67.7	67.9	62.0
Top Speed [km/h]	66.9	67.4	68.6	68.9	65.9
Avg. Dist. to Rail [m]	7.8	1.7	1.9	7.4	8.8
Avg. Stride Freq. [Hz]	2.4	2.4	2.4	2.4	2.3
Avg. Stride Length [m]	5.8	7.2	7.3	7.7	7.4



- [] Ranking at each section and finish
- .-.-.- No data available at this section
- NA No data available



Horse/Jockey Name	Invinovich
Final Rank	6
Fastest Section Time (Section)	0:10.66 (800m)
Top Speed [km/h] (Section)	69.8 (800m)
Race State	Finished



Eagle Farm QLD Professional

Race 3: THE GIBSON BENCHMARK 70 Handicap - 1000m

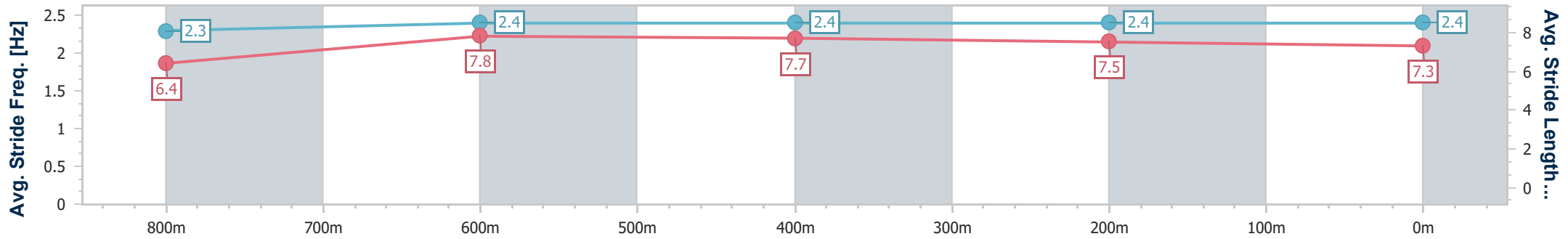
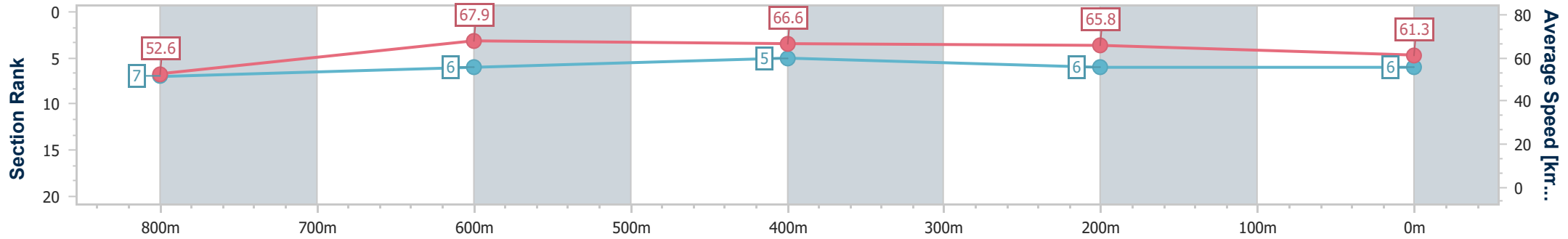
18 January 2025 - 13:23

Track Rating: Good 4, Weather: Overcast, Rail Position: +1m Entire



BRISBANE RACING CLUB

Section	Overall	800m	600m	400m	200m
Section Times	0:57.98 [6] (0:13.75)	0:44.23 [7] (0:10.66)	0:33.57 [6] (0:10.87)	0:22.70 [5] (0:10.95)	0:11.75 [6] (0:11.75)
Average Speed [km/h]	52.6	67.9	66.6	65.8	61.3
Top Speed [km/h]	68.9	69.8	68.0	67.5	65.2
Avg. Dist. to Rail [m]	5.2	0.8	1.3	1.9	3.1
Avg. Stride Freq. [Hz]	2.3	2.4	2.4	2.4	2.4
Avg. Stride Length [m]	6.4	7.8	7.7	7.5	7.3



- [] Ranking at each section and finish
- .-.- No data available at this section
- NA No data available



Horse/Jockey Name	Outweighed
Final Rank	7
Fastest Section Time (Section)	0:10.46 (800m)
Top Speed [km/h] (Section)	71.5 (800m)
Race State	Finished



Eagle Farm QLD Professional

Race 3: THE GIBSON BENCHMARK 70 Handicap - 1000m

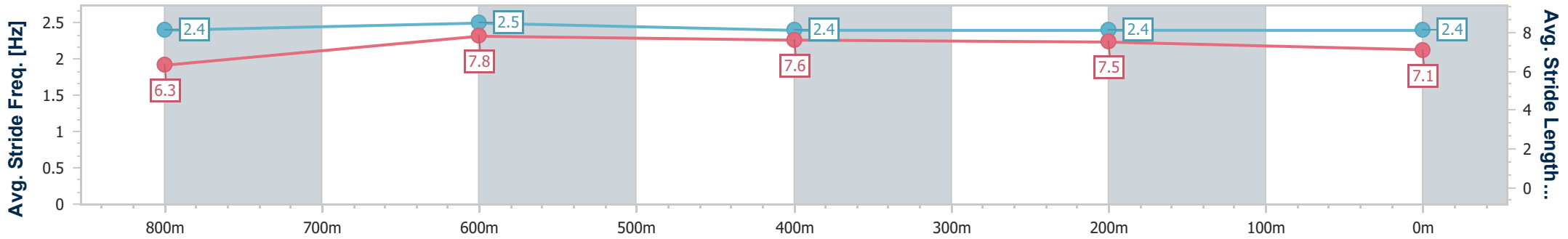
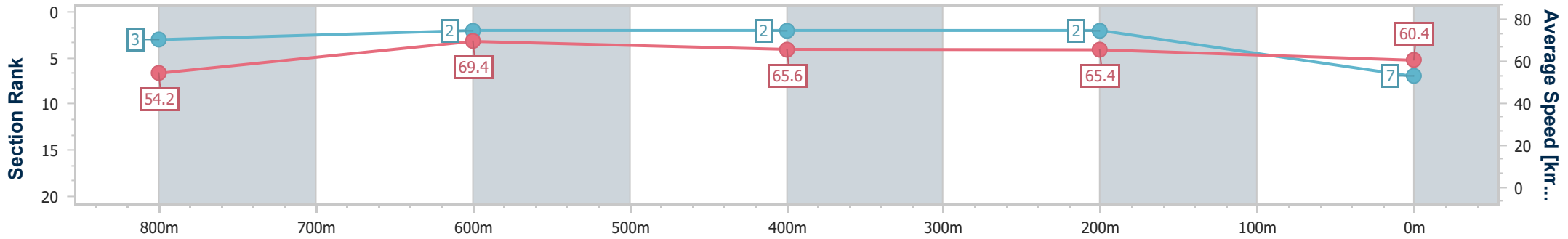
18 January 2025 - 13:23

Track Rating: Good 4, Weather: Overcast, Rail Position: +1m Entire



BRISBANE RACING CLUB

Section	Overall	800m	600m	400m	200m
Section Times	0:58.00 [7] (0:13.48)	0:44.52 [3] (0:10.46)	0:34.06 [2] (0:11.09)	0:22.97 [2] (0:11.06)	0:11.91 [2] (0:11.91)
Average Speed [km/h]	54.2	69.4	65.6	65.4	60.4
Top Speed [km/h]	71.0	71.5	67.1	66.4	63.6
Avg. Dist. to Rail [m]	9.8	2.5	2.2	2.1	2.4
Avg. Stride Freq. [Hz]	2.4	2.5	2.4	2.4	2.4
Avg. Stride Length [m]	6.3	7.8	7.6	7.5	7.1



- [] Ranking at each section and finish
- .-.- No data available at this section
- NA No data available



Horse/Jockey Name	Femme Fatale
Final Rank	8
Fastest Section Time (Section)	0:10.67 (800m)
Top Speed [km/h] (Section)	68.7 (800m)
Race State	Finished



Eagle Farm QLD Professional

Race 3: THE GIBSON BENCHMARK 70 Handicap - 1000m

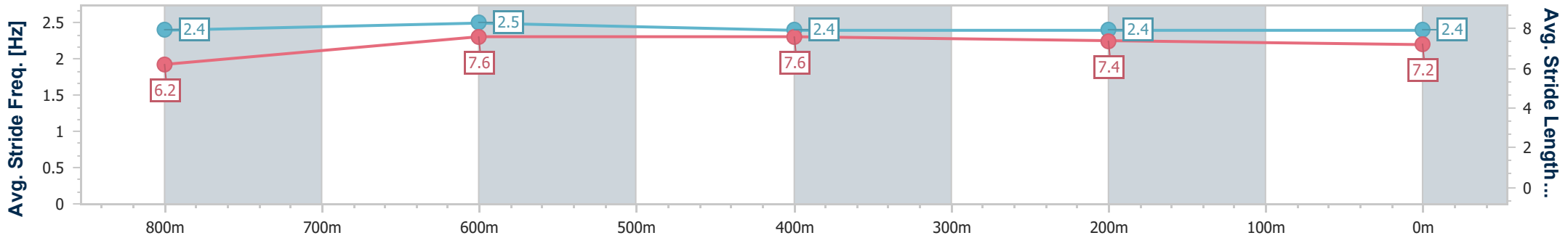
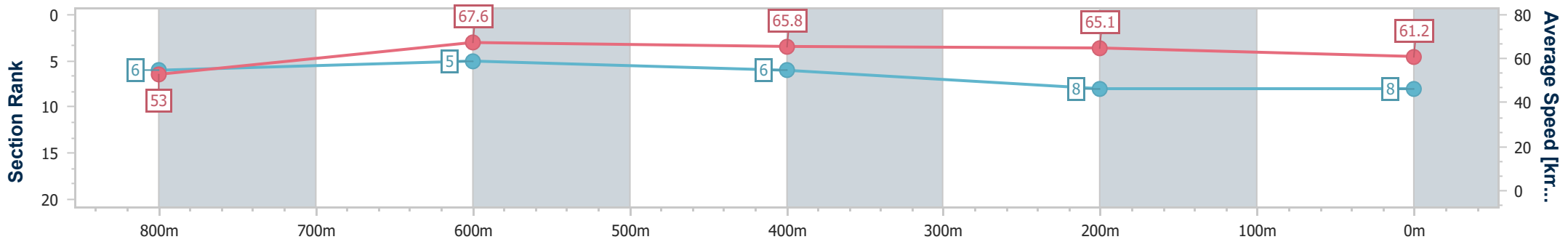
18 January 2025 - 13:23

Track Rating: Good 4, Weather: Overcast, Rail Position: +1m Entire



BRISBANE RACING CLUB

Section	Overall	800m	600m	400m	200m
Section Times	0:58.12 [8] (0:13.65)	0:44.47 [6] (0:10.67)	0:33.80 [5] (0:10.99)	0:22.81 [6] (0:11.05)	0:11.76 [8] (0:11.76)
Average Speed [km/h]	53.0	67.6	65.8	65.1	61.2
Top Speed [km/h]	66.0	68.7	67.3	66.0	64.2
Avg. Dist. to Rail [m]	3.3	1.2	0.6	1.9	0.5
Avg. Stride Freq. [Hz]	2.4	2.5	2.4	2.4	2.4
Avg. Stride Length [m]	6.2	7.6	7.6	7.4	7.2



- [] Ranking at each section and finish
- .-.- No data available at this section
- NA No data available



Horse/Jockey Name	Writtle
Final Rank	9
Fastest Section Time (Section)	0:10.71 (400m)
Top Speed [km/h] (Section)	67.9 (400m)
Race State	Finished



Eagle Farm QLD Professional

Race 3: THE GIBSON BENCHMARK 70 Handicap - 1000m

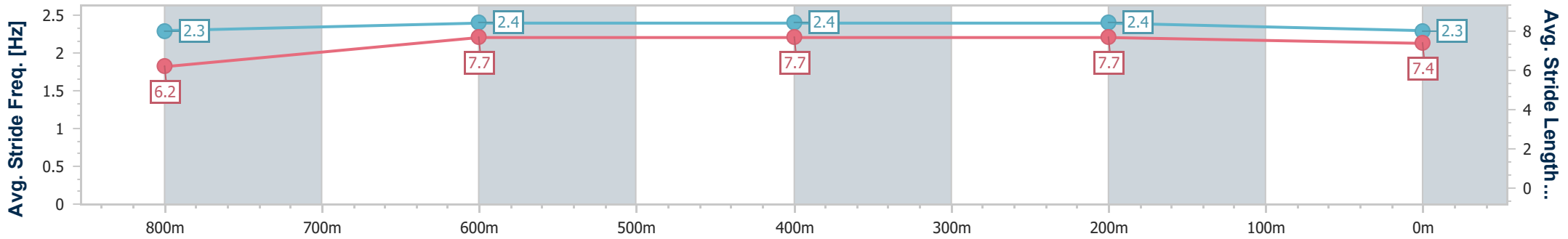
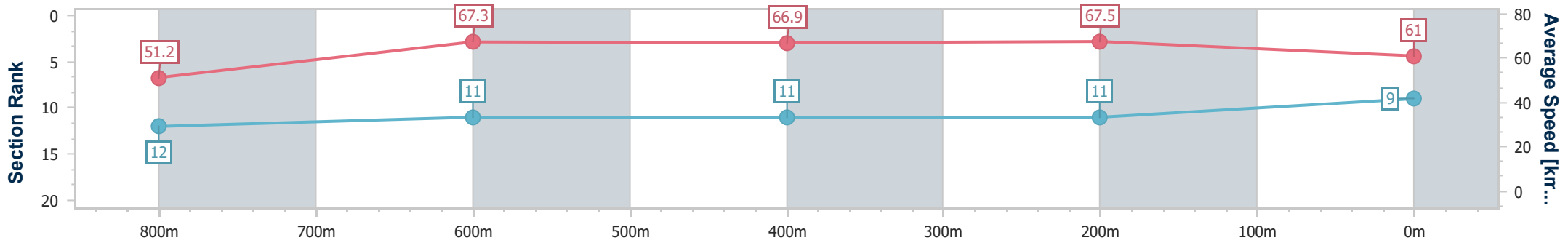
18 January 2025 - 13:23

Track Rating: Good 4, Weather: Overcast, Rail Position: +1m Entire



BRISBANE RACING CLUB

Section	Overall	800m	600m	400m	200m
Section Times	0:58.20 [9] (0:14.23)	0:43.97 [12] (0:10.73)	0:33.24 [11] (0:10.78)	0:22.46 [11] (0:10.71)	0:11.75 [11] (0:11.75)
Average Speed [km/h]	51.2	67.3	66.9	67.5	61.0
Top Speed [km/h]	67.8	67.8	67.8	67.9	66.0
Avg. Dist. to Rail [m]	10.7	0.4	1.1	3.8	4.2
Avg. Stride Freq. [Hz]	2.3	2.4	2.4	2.4	2.3
Avg. Stride Length [m]	6.2	7.7	7.7	7.7	7.4



- [] Ranking at each section and finish
- .-.- No data available at this section
- NA No data available



Horse/Jockey Name	Kat Chinna
Final Rank	10
Fastest Section Time (Section)	0:10.59 (800m)
Top Speed [km/h] (Section)	70.0 (Overall)
Race State	Finished



Eagle Farm QLD Professional

Race 3: THE GIBSON BENCHMARK 70 Handicap - 1000m

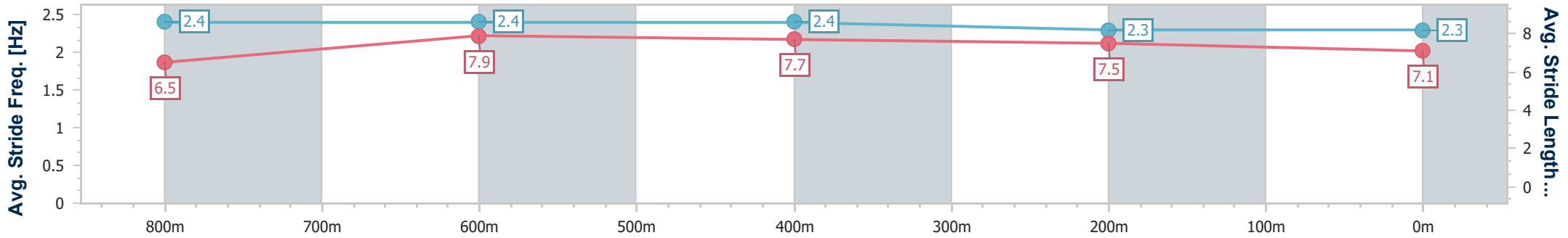
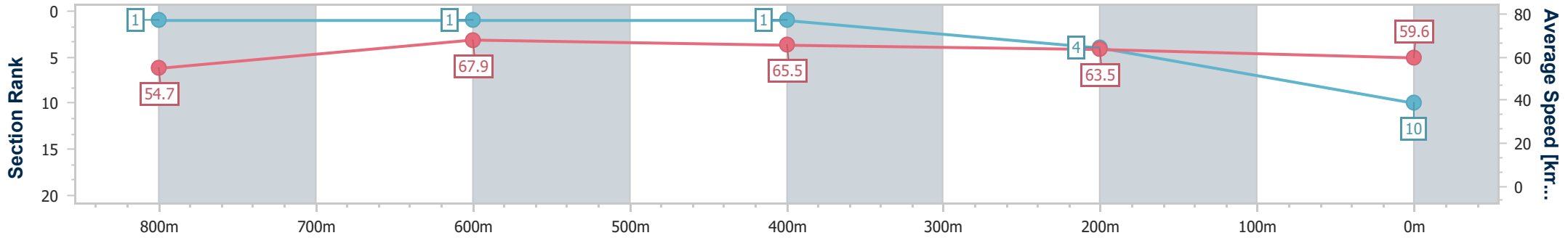
18 January 2025 - 13:23

Track Rating: Good 4, Weather: Overcast, Rail Position: +1m Entire



BRISBANE RACING CLUB

Section	Overall	800m	600m	400m	200m
Section Times	0:58.26 [10] (0:13.30)	0:44.96 [1] (0:10.59)	0:34.37 [1] (0:10.96)	0:23.41 [1] (0:11.34)	0:12.07 [4] (0:12.07)
Average Speed [km/h]	54.7	67.9	65.5	63.5	59.6
Top Speed [km/h]	70.0	70.0	66.8	64.3	62.2
Avg. Dist. to Rail [m]	7.0	0.5	0.7	0.2	0.3
Avg. Stride Freq. [Hz]	2.4	2.4	2.4	2.3	2.3
Avg. Stride Length [m]	6.5	7.9	7.7	7.5	7.1



- [] Ranking at each section and finish
- .-.- No data available at this section
- NA No data available



Horse/Jockey Name	Untouchable Legend
Final Rank	11
Fastest Section Time (Section)	0:10.81 (800m)
Top Speed [km/h] (Section)	68.2 (Overall)
Race State	Finished



Eagle Farm QLD Professional

Race 3: THE GIBSON BENCHMARK 70 Handicap - 1000m

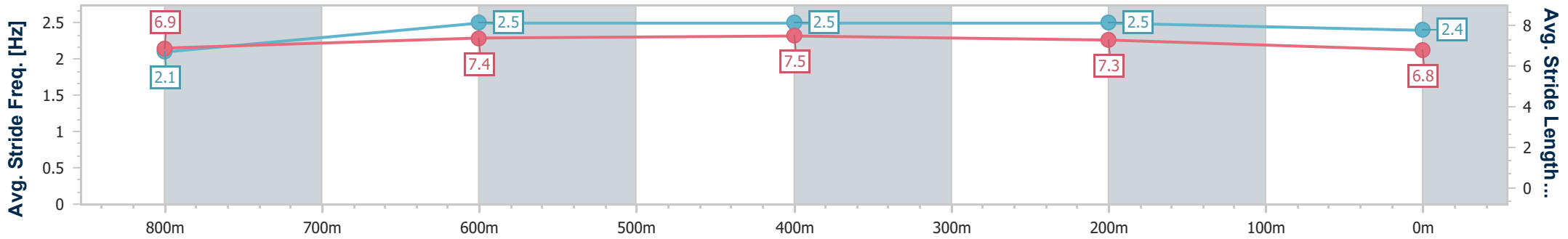
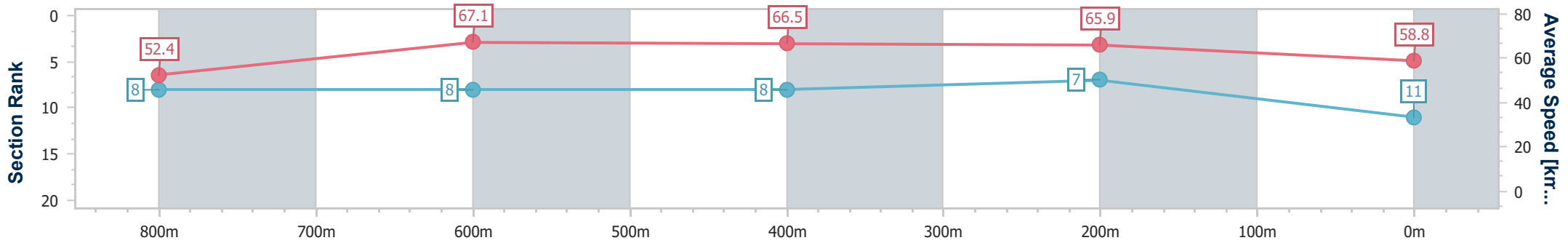
18 January 2025 - 13:23

Track Rating: Good 4, Weather: Overcast, Rail Position: +1m Entire



BRISBANE RACING CLUB

Section	Overall	800m	600m	400m	200m
Section Times	0:58.59 [11] (0:13.77)	0:44.82 [8] (0:10.81)	0:34.01 [8] (0:10.87)	0:23.14 [8] (0:10.91)	0:12.23 [7] (0:12.23)
Average Speed [km/h]	52.4	67.1	66.5	65.9	58.8
Top Speed [km/h]	68.2	67.6	67.3	67.0	63.1
Avg. Dist. to Rail [m]	3.7	1.4	0.7	0.3	0.6
Avg. Stride Freq. [Hz]	2.1	2.5	2.5	2.5	2.4
Avg. Stride Length [m]	6.9	7.4	7.5	7.3	6.8



- [] Ranking at each section and finish
- .-.-.- No data available at this section
- NA No data available



Horse/Jockey Name	Cricketts Chirping
Final Rank	12
Fastest Section Time (Section)	0:10.68 (800m)
Top Speed [km/h] (Section)	68.6 (800m)
Race State	Finished



Eagle Farm QLD Professional

Race 3: THE GIBSON BENCHMARK 70 Handicap - 1000m

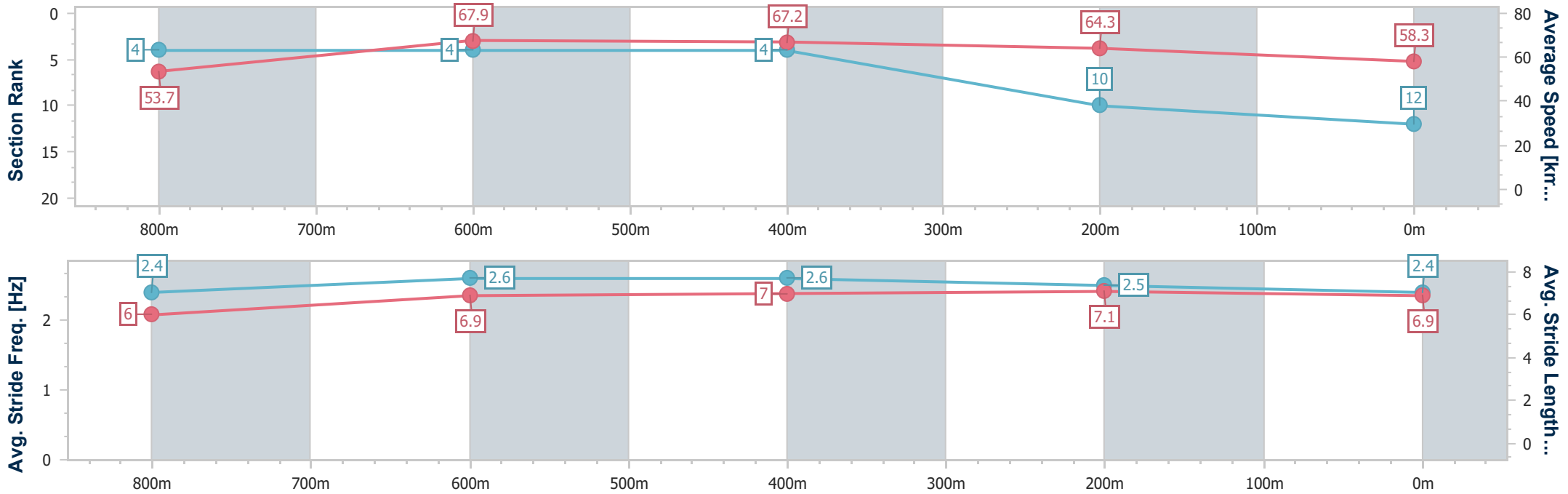
18 January 2025 - 13:23

Track Rating: Good 4, Weather: Overcast, Rail Position: +1m Entire



BRISBANE RACING CLUB

Section	Overall	800m	600m	400m	200m
Section Times	0:58.72 [12] (0:13.63)	0:45.09 [4] (0:10.68)	0:34.41 [4] (0:10.89)	0:23.52 [4] (0:11.20)	0:12.32 [10] (0:12.32)
Average Speed [km/h]	53.7	67.9	67.2	64.3	58.3
Top Speed [km/h]	68.4	68.6	67.9	65.7	61.9
Avg. Dist. to Rail [m]	9.3	2.7	2.4	4.2	5.9
Avg. Stride Freq. [Hz]	2.4	2.6	2.6	2.5	2.4
Avg. Stride Length [m]	6.0	6.9	7.0	7.1	6.9



- [] Ranking at each section and finish
- .-.- No data available at this section
- NA No data available