



# Eagle Farm QLD Professional

## Race 5: BECOME A MEMBER BENCHMARK 80 Handicap - 1200m

18 January 2025 - 14:33



BRISBANE  
RACING CLUB

Track Rating: Good 4, Weather: Overcast, Rail Position: +1m Entire

Section		Field Times											Last 600m	
Overall													0:34.41	
1:09.68 (0:13.25)														
1000m													0:56.43 (0:10.99)	
800m													0:45.44 (0:11.03)	
600m													0:34.41 (0:10.96)	
400m													0:23.45 (0:11.14)	
200m													0:12.31 (0:12.31)	
Rank	TAB	Horse/Jockey	Barrier	Top Speed [km/h]	Fastest Section	Overall	1000m	800m	600m	400m	200m	Margin	Distance Travelled [m]	
1	13	AMORE VELOCE Bailey Wheeler	4	68.5 Overall	0:10.99 1000m	1:09.68 [1] (0:13.25)	0:56.43 [1] (0:10.99)	0:45.44 [1] (0:11.06)	0:34.38 [2] (0:11.10)	0:23.28 [2] (0:11.04)	0:12.24 [2] (0:12.24)	1:09.68	0:34.38	
2	8	MINTAKA LAD Damien Thornton	2	68.3 1000m	0:10.80 1000m	1:09.72 [2] (0:14.07)	0:55.65 [7] (0:10.80)	0:44.85 [7] (0:10.99)	0:33.86 [7] (0:10.99)	0:22.87 [5] (0:10.93)	0:11.94 [4] (0:11.94)	0.2L	0:33.86 -4	
3	9	SET TO SHINE Angela Jones	6	67.8 1000m	0:10.85 1000m	1:09.76 [3] (0:13.87)	0:55.89 [5] (0:10.85)	0:45.04 [6] (0:11.03)	0:34.01 [6] (0:11.16)	0:22.85 [7] (0:11.04)	0:11.81 [6] (0:11.81)	0.47L	0:34.01 -1	
4	6	TYPHOON TAAVI Emily Lang	3	67.3 600m	0:10.95 1000m	1:09.80 [4] (0:13.30)	0:56.50 [2] (0:10.95)	0:45.55 [2] (0:11.02)	0:34.53 [1] (0:10.96)	0:23.57 [1] (0:11.14)	0:12.43 [1] (0:12.43)	0.7L	0:34.53 -3	
5	10	ZELGARIA Andrew Mallyon	5	67.5 1000m	0:10.89 400m	1:09.88 [5] (0:14.11)	0:55.77 [8] (0:10.91)	0:44.86 [8] (0:11.05)	0:33.81 [9] (0:11.06)	0:22.75 [9] (0:10.89)	0:11.86 [8] (0:11.86)	1.14L	0:33.81 +0	
6	4	FLAG HALL Siena Grima	1	69.3 Overall	0:10.73 1000m	1:09.92 [6] (0:13.58)	0:56.34 [4] (0:10.73)	0:45.61 [3] (0:11.10)	0:34.51 [3] (0:11.10)	0:23.41 [3] (0:11.19)	0:12.22 [3] (0:12.22)	1.4L	0:34.51 -6	
7	12	FINE SHOT Justin Stanley	10	68.3 1000m	0:10.67 1000m	1:10.04 [7] (0:14.36)	0:55.68 [10] (0:10.67)	0:45.01 [9] (0:10.98)	0:34.03 [8] (0:11.19)	0:22.84 [10] (0:10.99)	0:11.85 [10] (0:11.85)	2.08L	0:34.03 -3	
8	1	SPACE TRACKER Jasper Franklin	8	70.7 1000m	0:10.57 1000m	1:10.08 [8] (0:14.05)	0:56.03 [6] (0:10.57)	0:45.46 [5] (0:11.10)	0:34.36 [5] (0:11.17)	0:23.19 [6] (0:10.96)	0:12.23 [5] (0:12.23)	2.32L	0:34.36 +4	
9	14	MOUNT FUJI Jake Bayliss	9	68.2 1000m	0:10.83 1000m	1:10.36 [9] (0:14.33)	0:56.03 [9] (0:10.83)	0:45.20 [10] (0:10.92)	0:34.28 [10] (0:11.00)	0:23.28 [8] (0:11.01)	0:12.27 [9] (0:12.27)	4L	0:34.28 -3	
10	2	PIZARRO James Orman	7	67.6 1000m	0:10.88 1000m	1:10.37 [10] (0:13.51)	0:56.86 [3] (0:10.88)	0:45.98 [4] (0:11.06)	0:34.92 [4] (0:11.19)	0:23.73 [4] (0:11.34)	0:12.39 [7] (0:12.39)	4.05L	0:34.92 +0	

Scratched: Fastconi (#7), Yoshino (#3), Maximum Vortex (#5), Amigo (#11)

[ ] Ranking at each section and finish  
 -:-:- No data available at this section  
 NA No data available

SCN Saddle cloth number  
 DNF Did not finish  
 DNT Did not track



Horse/Jockey Name	Amore Veloce
Final Rank	1
Fastest Section Time (Section)	0:10.99 (1000m)
Top Speed [km/h] (Section)	68.5 (Overall)
Race State	Finished



Eagle Farm QLD Professional  
Race 5: BECOME A MEMBER BENCHMARK 80 Handicap - 1200m

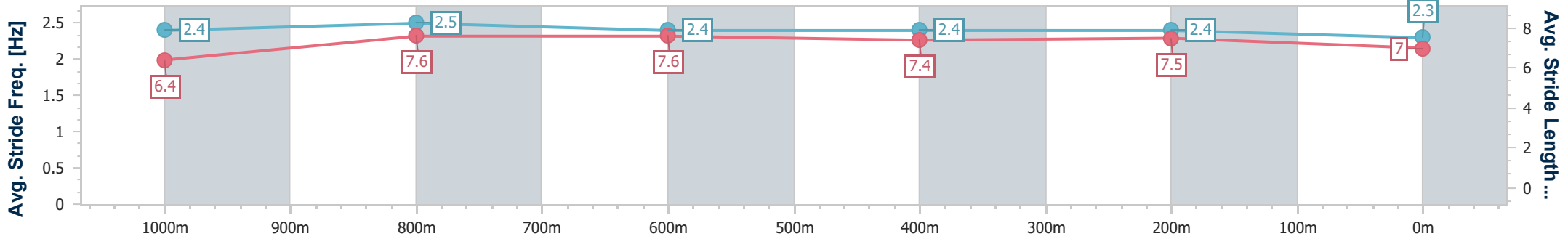
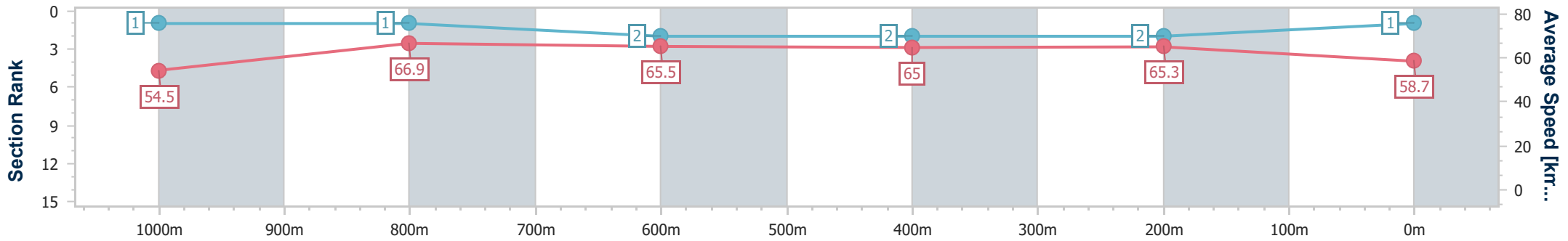
18 January 2025 - 14:33

Track Rating: Good 4, Weather: Overcast, Rail Position: +1m Entire



BRISBANE RACING CLUB

Section	Overall	1000m	800m	600m	400m	200m
Section Times	1:09.68 [1] (0:13.25)	0:56.43 [1] (0:10.99)	0:45.44 [1] (0:11.06)	0:34.38 [2] (0:11.10)	0:23.28 [2] (0:11.04)	0:12.24 [2] (0:12.24)
Average Speed [km/h]	54.5	66.9	65.5	65.0	65.3	58.7
Top Speed [km/h]	68.5	67.8	67.2	66.6	66.6	63.3
Avg. Dist. to Rail [m]	3.9	3.8	1.7	0.8	4.2	3.9
Avg. Stride Freq. [Hz]	2.4	2.5	2.4	2.4	2.4	2.3
Avg. Stride Length [m]	6.4	7.6	7.6	7.4	7.5	7.0



- [ ] Ranking at each section and finish
- .-.- No data available at this section
- NA No data available



Horse/Jockey Name	Mintaka Lad
Final Rank	2
Fastest Section Time (Section)	0:10.80 (1000m)
Top Speed [km/h] (Section)	68.3 (1000m)
Race State	Finished



Eagle Farm QLD Professional  
Race 5: BECOME A MEMBER BENCHMARK 80 Handicap - 1200m

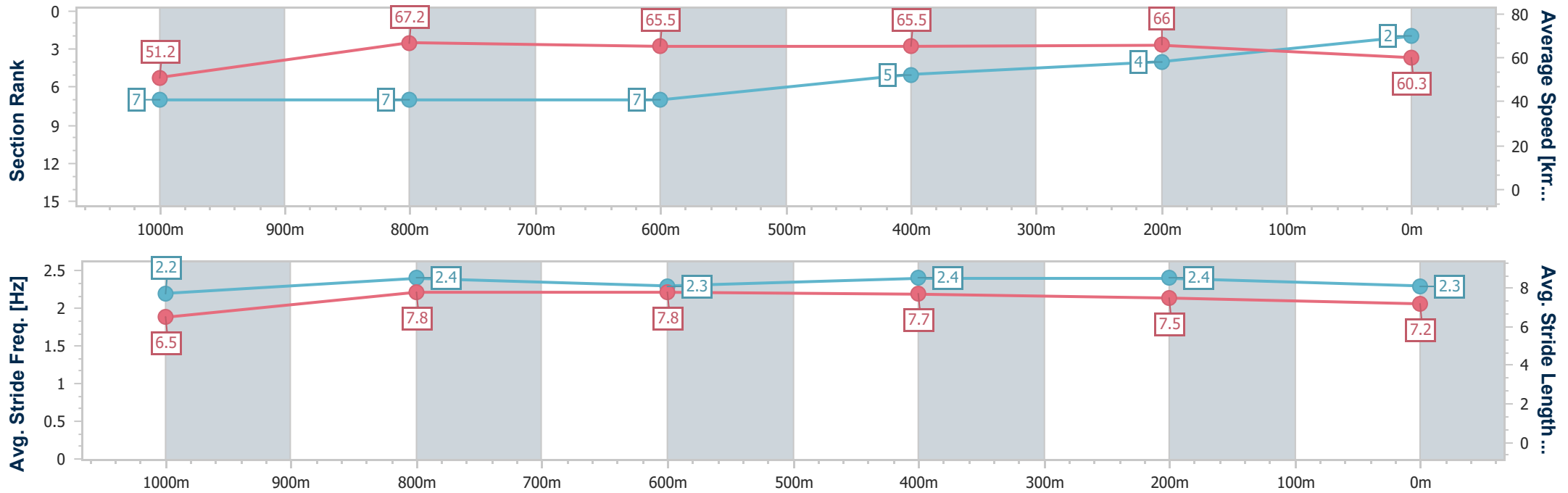


18 January 2025 - 14:33

BRISBANE RACING CLUB

Track Rating: Good 4, Weather: Overcast, Rail Position: +1m Entire

Section	Overall	1000m	800m	600m	400m	200m
Section Times	1:09.72 [2] (0:14.07)	0:55.65 [7] (0:10.80)	0:44.85 [7] (0:10.99)	0:33.86 [7] (0:10.99)	0:22.87 [5] (0:10.93)	0:11.94 [4] (0:11.94)
Average Speed [km/h]	51.2	67.2	65.5	65.5	66.0	60.3
Top Speed [km/h]	67.0	68.3	67.7	67.2	67.7	63.7
Avg. Dist. to Rail [m]	2.5	1.2	0.5	0.5	3.0	2.6
Avg. Stride Freq. [Hz]	2.2	2.4	2.3	2.4	2.4	2.3
Avg. Stride Length [m]	6.5	7.8	7.8	7.7	7.5	7.2



- [ ] Ranking at each section and finish
- .-.- No data available at this section
- NA No data available



Horse/Jockey Name	Set To Shine
Final Rank	3
Fastest Section Time (Section)	0:10.85 (1000m)
Top Speed [km/h] (Section)	67.8 (1000m)
Race State	Finished



Eagle Farm QLD Professional  
Race 5: BECOME A MEMBER BENCHMARK 80 Handicap - 1200m

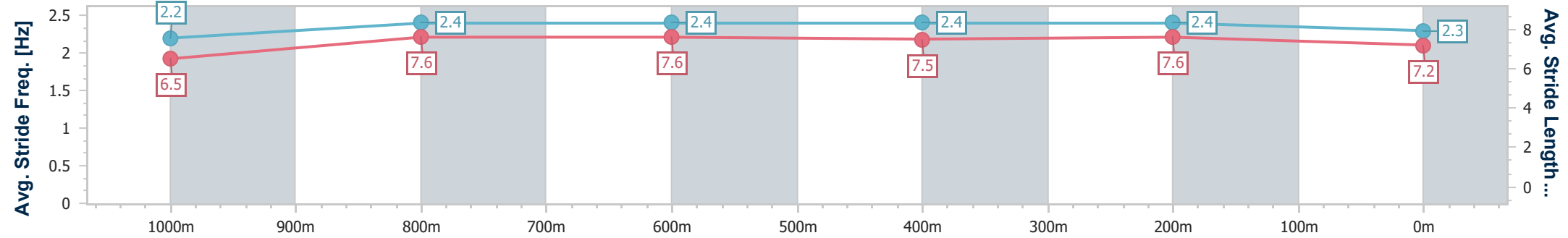
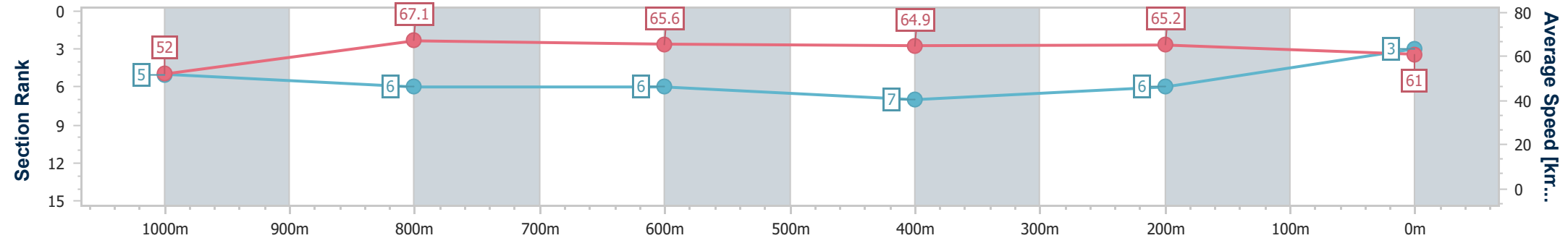
18 January 2025 - 14:33

Track Rating: Good 4, Weather: Overcast, Rail Position: +1m Entire



BRISBANE RACING CLUB

Section	Overall	1000m	800m	600m	400m	200m
Section Times	1:09.76 [3] (0:13.87)	0:55.89 [5] (0:10.85)	0:45.04 [6] (0:11.03)	0:34.01 [6] (0:11.16)	0:22.85 [7] (0:11.04)	0:11.81 [6] (0:11.81)
Average Speed [km/h]	52.0	67.1	65.6	64.9	65.2	61.0
Top Speed [km/h]	66.0	67.8	67.3	65.7	66.5	63.4
Avg. Dist. to Rail [m]	3.9	2.1	0.7	1.1	6.0	6.8
Avg. Stride Freq. [Hz]	2.2	2.4	2.4	2.4	2.4	2.3
Avg. Stride Length [m]	6.5	7.6	7.6	7.5	7.6	7.2



- [ ] Ranking at each section and finish
- .-.- No data available at this section
- NA No data available



Horse/Jockey Name	Typhoon Taavi
Final Rank	4
Fastest Section Time (Section)	0:10.95 (1000m)
Top Speed [km/h] (Section)	67.3 (600m)
Race State	Finished



Eagle Farm QLD Professional  
Race 5: BECOME A MEMBER BENCHMARK 80 Handicap - 1200m

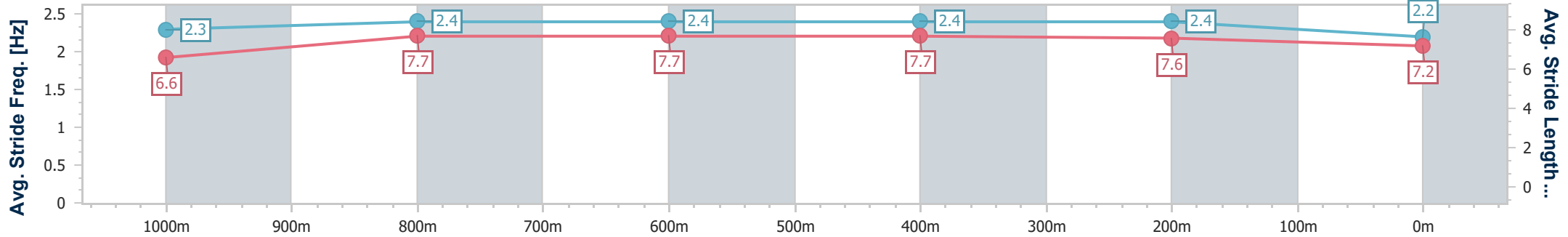
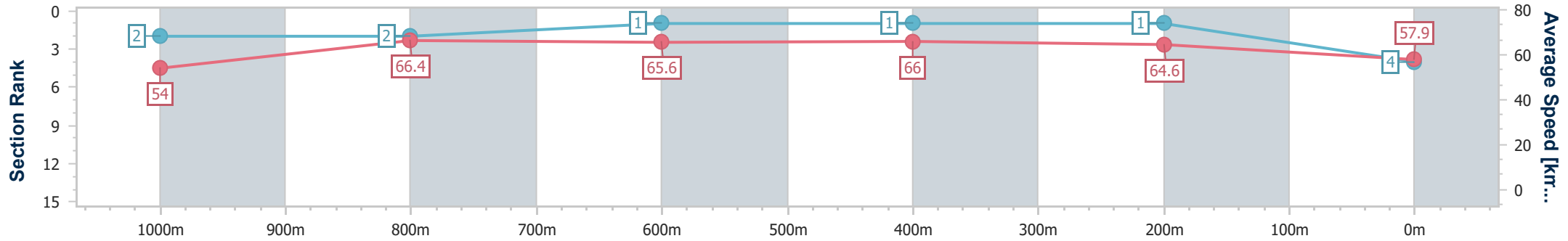
18 January 2025 - 14:33

Track Rating: Good 4, Weather: Overcast, Rail Position: +1m Entire



BRISBANE RACING CLUB

Section	Overall	1000m	800m	600m	400m	200m
Section Times	1:09.80 [4] (0:13.30)	0:56.50 [2] (0:10.95)	0:45.55 [2] (0:11.02)	0:34.53 [1] (0:10.96)	0:23.57 [1] (0:11.14)	0:12.43 [1] (0:12.43)
Average Speed [km/h]	54.0	66.4	65.6	66.0	64.6	57.9
Top Speed [km/h]	66.9	67.1	66.2	67.3	66.9	61.4
Avg. Dist. to Rail [m]	2.9	1.4	0.5	1.6	5.9	6.1
Avg. Stride Freq. [Hz]	2.3	2.4	2.4	2.4	2.4	2.2
Avg. Stride Length [m]	6.6	7.7	7.7	7.7	7.6	7.2



- [ ] Ranking at each section and finish
- .-.- No data available at this section
- NA No data available



Horse/Jockey Name	Zelgaria
Final Rank	5
Fastest Section Time (Section)	0:10.89 (400m)
Top Speed [km/h] (Section)	67.5 (1000m)
Race State	Finished



Eagle Farm QLD Professional  
Race 5: BECOME A MEMBER BENCHMARK 80 Handicap - 1200m

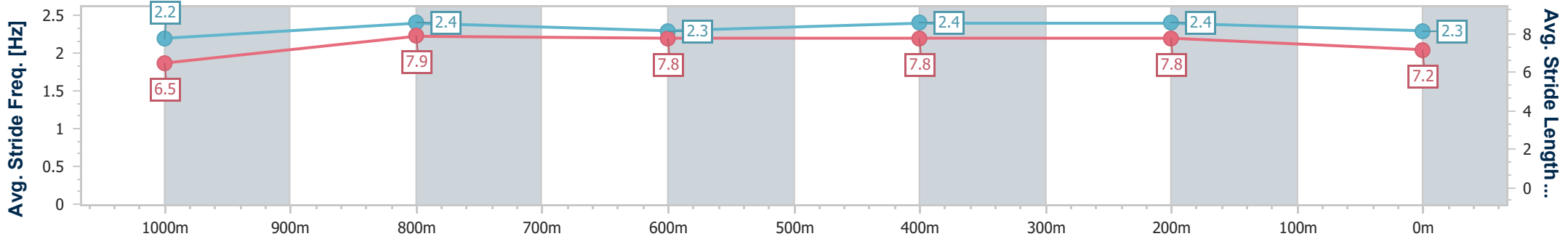
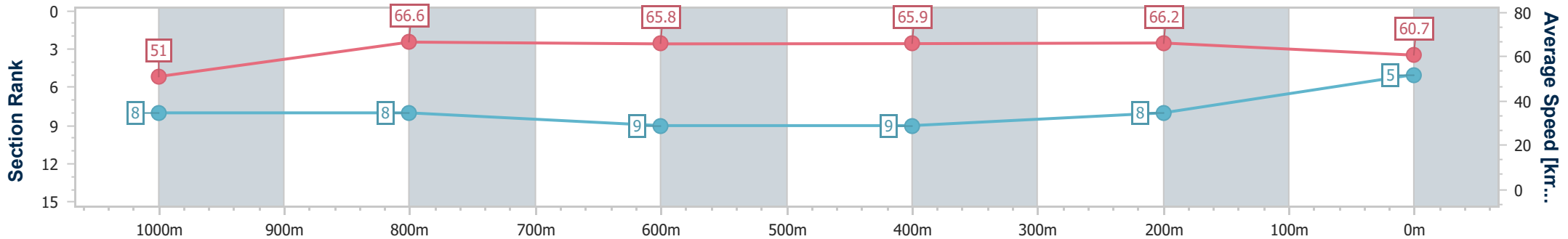
18 January 2025 - 14:33

Track Rating: Good 4, Weather: Overcast, Rail Position: +1m Entire



BRISBANE RACING CLUB

Section	Overall	1000m	800m	600m	400m	200m
Section Times	1:09.88 [5] (0:14.11)	0:55.77 [8] (0:10.91)	0:44.86 [8] (0:11.05)	0:33.81 [9] (0:11.06)	0:22.75 [9] (0:10.89)	0:11.86 [8] (0:11.86)
Average Speed [km/h]	51.0	66.6	65.8	65.9	66.2	60.7
Top Speed [km/h]	65.4	67.5	67.5	67.3	67.4	64.0
Avg. Dist. to Rail [m]	3.1	2.2	1.3	2.7	9.3	11.4
Avg. Stride Freq. [Hz]	2.2	2.4	2.3	2.4	2.4	2.3
Avg. Stride Length [m]	6.5	7.9	7.8	7.8	7.8	7.2



- [ ] Ranking at each section and finish
- .-.- No data available at this section
- NA No data available



Horse/Jockey Name	Flag Hall
Final Rank	6
Fastest Section Time (Section)	0:10.73 (1000m)
Top Speed [km/h] (Section)	69.3 (Overall)
Race State	Finished



Eagle Farm QLD Professional  
Race 5: BECOME A MEMBER BENCHMARK 80 Handicap - 1200m

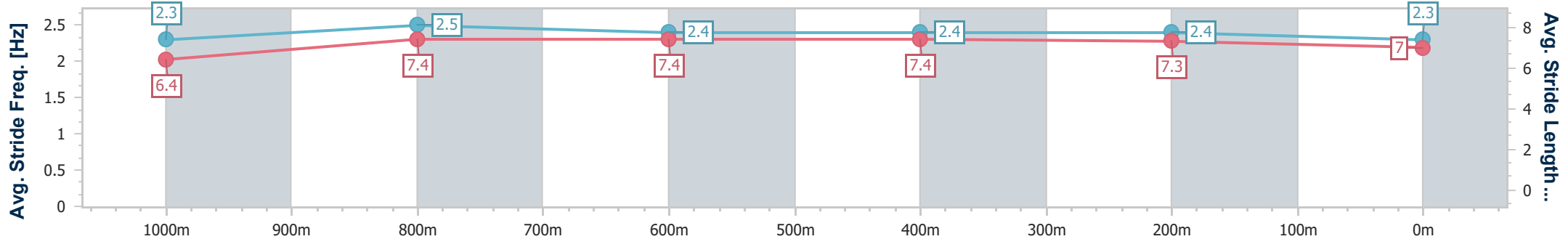
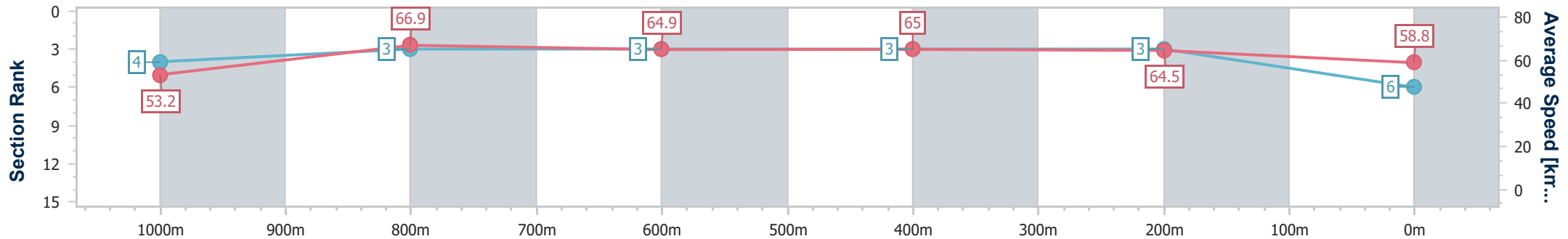
18 January 2025 - 14:33

Track Rating: Good 4, Weather: Overcast, Rail Position: +1m Entire



BRISBANE RACING CLUB

Section	Overall	1000m	800m	600m	400m	200m
Section Times	1:09.92 [6] (0:13.58)	0:56.34 [4] (0:10.73)	0:45.61 [3] (0:11.10)	0:34.51 [3] (0:11.10)	0:23.41 [3] (0:11.19)	0:12.22 [3] (0:12.22)
Average Speed [km/h]	53.2	66.9	64.9	65.0	64.5	58.8
Top Speed [km/h]	69.3	69.1	66.9	66.6	66.4	62.6
Avg. Dist. to Rail [m]	0.8	0.7	0.4	0.7	5.2	5.2
Avg. Stride Freq. [Hz]	2.3	2.5	2.4	2.4	2.4	2.3
Avg. Stride Length [m]	6.4	7.4	7.4	7.4	7.3	7.0



- [ ] Ranking at each section and finish
- .-.- No data available at this section
- NA No data available



Horse/Jockey Name	Fine Shot
Final Rank	7
Fastest Section Time (Section)	0:10.67 (1000m)
Top Speed [km/h] (Section)	68.3 (1000m)
Race State	Finished



Eagle Farm QLD Professional  
Race 5: BECOME A MEMBER BENCHMARK 80 Handicap - 1200m

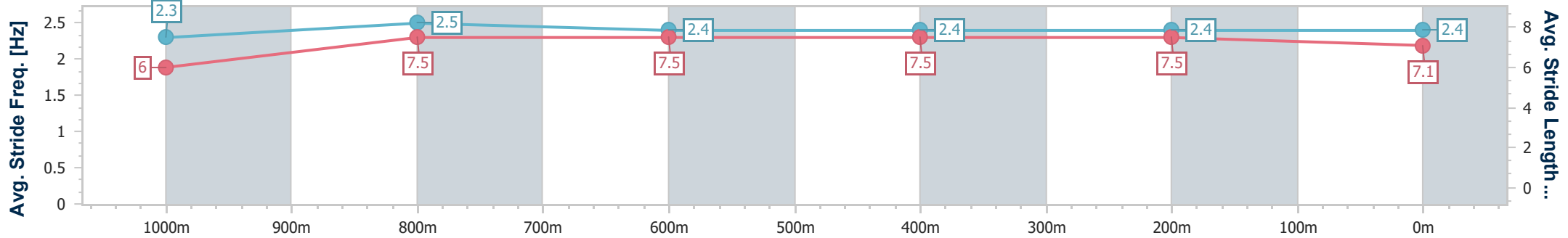
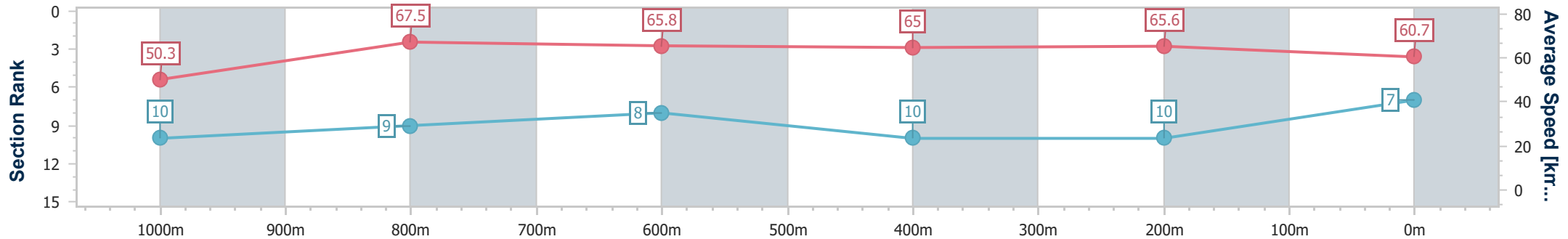


18 January 2025 - 14:33

BRISBANE RACING CLUB

Track Rating: Good 4, Weather: Overcast, Rail Position: +1m Entire

Section	Overall	1000m	800m	600m	400m	200m
Section Times	1:10.04 [7] (0:14.36)	0:55.68 [10] (0:10.67)	0:45.01 [9] (0:10.98)	0:34.03 [8] (0:11.19)	0:22.84 [10] (0:10.99)	0:11.85 [10] (0:11.85)
Average Speed [km/h]	50.3	67.5	65.8	65.0	65.6	60.7
Top Speed [km/h]	65.4	68.3	67.4	66.9	66.7	64.2
Avg. Dist. to Rail [m]	7.1	1.2	0.8	2.7	9.2	10.2
Avg. Stride Freq. [Hz]	2.3	2.5	2.4	2.4	2.4	2.4
Avg. Stride Length [m]	6.0	7.5	7.5	7.5	7.5	7.1



- [ ] Ranking at each section and finish
- .-.- No data available at this section
- NA No data available





Horse/Jockey Name	Space Tracker
Final Rank	8
Fastest Section Time (Section)	0:10.57 (1000m)
Top Speed [km/h] (Section)	70.7 (1000m)
Race State	Finished



Eagle Farm QLD Professional  
Race 5: BECOME A MEMBER BENCHMARK 80 Handicap - 1200m

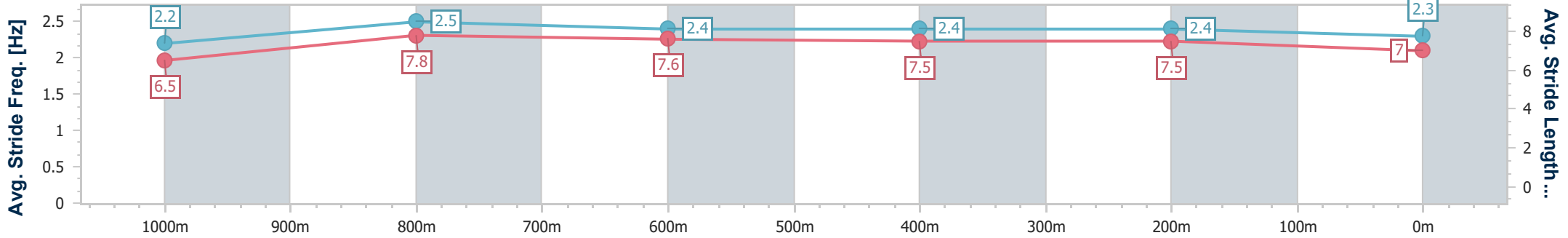
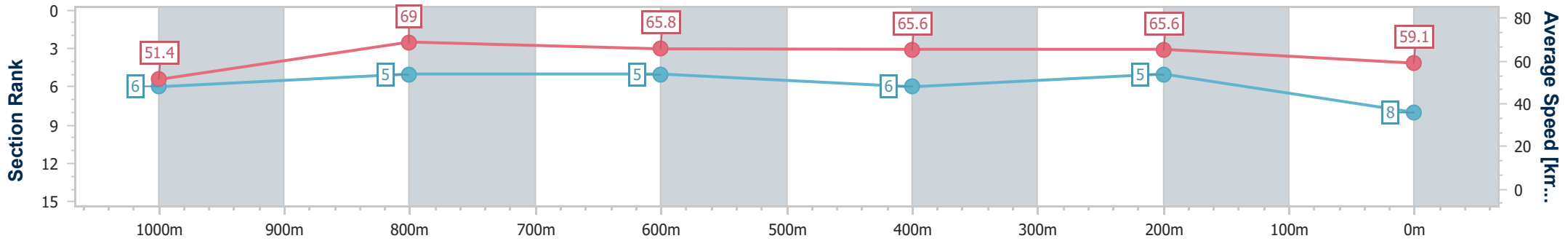
18 January 2025 - 14:33

Track Rating: Good 4, Weather: Overcast, Rail Position: +1m Entire



BRISBANE RACING CLUB

Section	Overall	1000m	800m	600m	400m	200m
Section Times	1:10.08 [8] (0:14.05)	0:56.03 [6] (0:10.57)	0:45.46 [5] (0:11.10)	0:34.36 [5] (0:11.17)	0:23.19 [6] (0:10.96)	0:12.23 [5] (0:12.23)
Average Speed [km/h]	51.4	69.0	65.8	65.6	65.6	59.1
Top Speed [km/h]	67.1	70.7	68.7	67.6	67.7	61.9
Avg. Dist. to Rail [m]	5.5	2.6	3.3	3.4	9.3	8.8
Avg. Stride Freq. [Hz]	2.2	2.5	2.4	2.4	2.4	2.3
Avg. Stride Length [m]	6.5	7.8	7.6	7.5	7.5	7.0



- [ ] Ranking at each section and finish
- .-.- No data available at this section
- NA No data available



Horse/Jockey Name	Mount Fuji
Final Rank	9
Fastest Section Time (Section)	0:10.83 (1000m)
Top Speed [km/h] (Section)	68.2 (1000m)
Race State	Finished



Eagle Farm QLD Professional  
Race 5: BECOME A MEMBER BENCHMARK 80 Handicap - 1200m

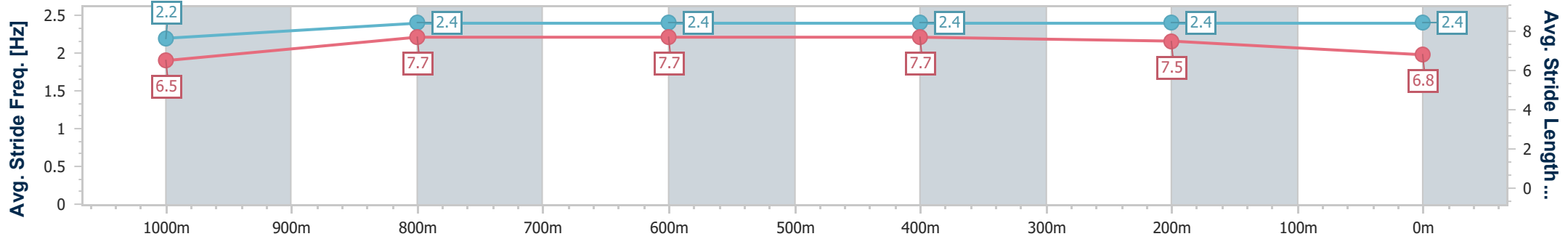
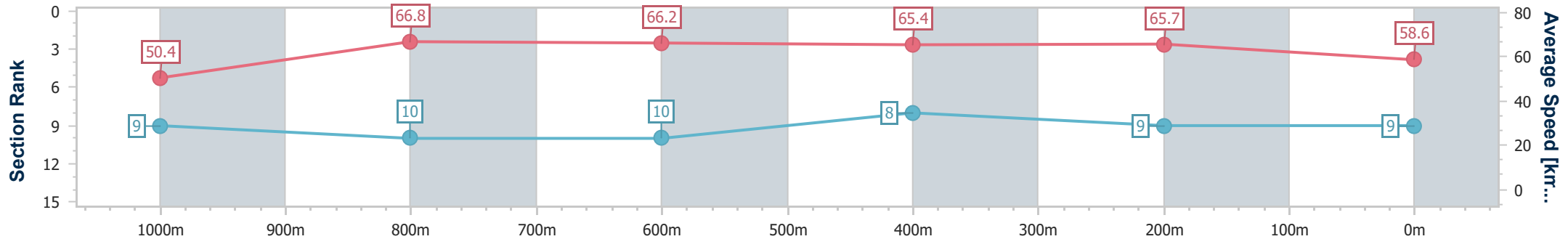
18 January 2025 - 14:33

Track Rating: Good 4, Weather: Overcast, Rail Position: +1m Entire



BRISBANE RACING CLUB

Section	Overall	1000m	800m	600m	400m	200m
Section Times	1:10.36 [9] (0:14.33)	0:56.03 [9] (0:10.83)	0:45.20 [10] (0:10.92)	0:34.28 [10] (0:11.00)	0:23.28 [8] (0:11.01)	0:12.27 [9] (0:12.27)
Average Speed [km/h]	50.4	66.8	66.2	65.4	65.7	58.6
Top Speed [km/h]	65.7	68.2	67.1	66.8	67.0	62.3
Avg. Dist. to Rail [m]	5.9	1.9	0.5	0.7	6.2	7.7
Avg. Stride Freq. [Hz]	2.2	2.4	2.4	2.4	2.4	2.4
Avg. Stride Length [m]	6.5	7.7	7.7	7.7	7.5	6.8



- [ ] Ranking at each section and finish
- .-.- No data available at this section
- NA No data available



Horse/Jockey Name	Pizarro
Final Rank	10
Fastest Section Time (Section)	0:10.88 (1000m)
Top Speed [km/h] (Section)	67.6 (1000m)
Race State	Finished



Eagle Farm QLD Professional  
Race 5: BECOME A MEMBER BENCHMARK 80 Handicap - 1200m

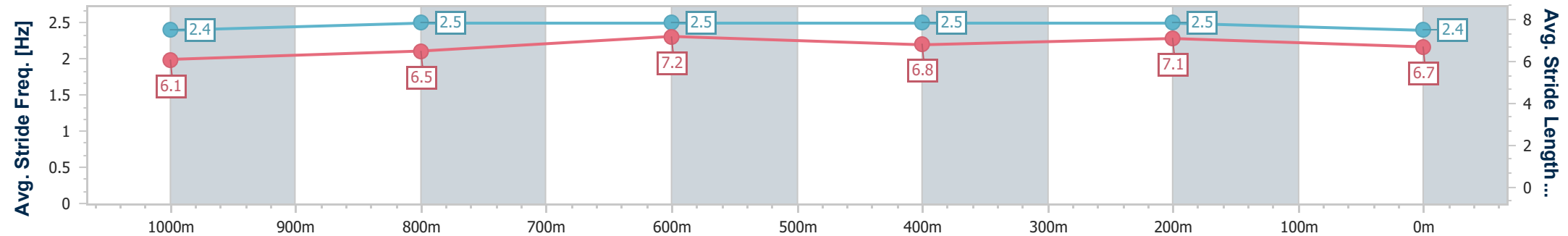
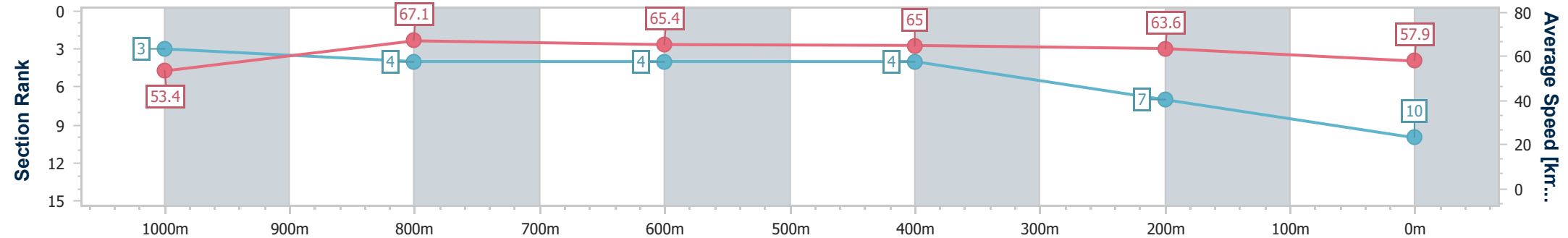
18 January 2025 - 14:33

Track Rating: Good 4, Weather: Overcast, Rail Position: +1m Entire



BRISBANE RACING CLUB

Section	Overall	1000m	800m	600m	400m	200m
Section Times	1:10.37 [10] (0:13.51)	0:56.86 [3] (0:10.88)	0:45.98 [4] (0:11.06)	0:34.92 [4] (0:11.19)	0:23.73 [4] (0:11.34)	0:12.39 [7] (0:12.39)
Average Speed [km/h]	53.4	67.1	65.4	65.0	63.6	57.9
Top Speed [km/h]	67.3	67.6	66.7	65.3	65.1	61.2
Avg. Dist. to Rail [m]	5.1	2.2	1.6	1.9	8.2	9.3
Avg. Stride Freq. [Hz]	2.4	2.5	2.5	2.5	2.5	2.4
Avg. Stride Length [m]	6.1	6.5	7.2	6.8	7.1	6.7



- [ ] Ranking at each section and finish
- .-.- No data available at this section
- NA No data available