



Eagle Farm QLD Professional

Race 9: GIRLS DAY OUT 1 MARCH Class 6 Plate - 1400m

18 January 2025 - 17:06



BRISBANE
RACING CLUB

Track Rating: Good 4, Weather: Overcast, Rail Position: +1m Entire

Section												Last 600m				
Field Times		Overall	1200m	1000m	800m	600m	400m									
		1:22.49 (0:13.74)	1:08.75 (0:10.79)	0:57.96 (0:11.39)	0:46.57 (0:11.70)	0:34.87 (0:11.40)	0:23.47 (0:11.21)						0:34.87			
Rank	TAB	Horse/Jockey	Barrier	Top Speed [km/h]	Fastest Section											Distance Travelled [m]
1	1	GOLDEN DECADE Cody Collis	6	68.4 1200m	0:10.73 1200m	1:22.49 [1] (0:13.80)	1:08.69 [3] (0:10.73)	0:57.96 [1] (0:11.39)	0:46.57 [2] (0:11.71)	0:34.86 [2] (0:11.39)	0:23.47 [1] (0:11.21)	0:34.86				
2	12	DREAM HOUR Andrew Mallyon	7	67.5 1200m	0:11.02 400m	1:22.50 [2] (0:14.29)	1:08.21 [7] (0:11.03)	0:57.18 [7] (0:11.53)	0:45.65 [9] (0:11.70)	0:33.95 [9] (0:11.19)	0:22.76 [9] (0:11.02)	0:33.95	-4			
3	16	ADIELLA Justin Stanley	2	67.5 1200m	0:10.88 1200m	1:22.59 [3] (0:13.74)	1:08.85 [2] (0:10.88)	0:57.97 [2] (0:11.30)	0:46.67 [1] (0:11.70)	0:34.97 [1] (0:11.46)	0:23.51 [2] (0:11.32)	0:34.97	-7			
4	15	ZOOLOGY Kyle Wilson-Taylor	11	67.6 1200m	0:10.88 1200m	1:22.69 [4] (0:14.11)	1:08.58 [6] (0:10.88)	0:57.70 [5] (0:11.49)	0:46.21 [5] (0:11.66)	0:34.55 [6] (0:11.39)	0:23.16 [6] (0:11.10)	0:34.55	-1			
5	8	THE INFLECTOR Cejay Graham	5	66.9 1200m	0:10.94 1200m	1:22.70 [5] (0:13.74)	1:08.96 [1] (0:10.94)	0:58.02 [3] (0:11.39)	0:46.63 [3] (0:11.72)	0:34.91 [4] (0:11.52)	0:23.39 [5] (0:11.21)	0:34.91	-1			
6	10	CUNNAMULLA FELLA Vlad Duric	8	68.3 400m	0:10.76 400m	1:22.72 [6] (0:14.61)	1:08.11 [10] (0:11.08)	0:57.03 [10] (0:11.42)	0:45.61 [11] (0:11.71)	0:33.90 [11] (0:11.24)	0:22.66 [11] (0:10.76)	0:33.90	-4			
7	11	DEEP RESPECT James Orman	12	68.4 400m	0:10.99 1200m	1:23.06 [7] (0:14.71)	1:08.35 [11] (0:10.99)	0:57.36 [11] (0:11.37)	0:45.99 [10] (0:11.71)	0:34.28 [10] (0:11.26)	0:23.02 [10] (0:10.99)	0:34.28	-1			
8	2	THE DROVER Sean Cormack	9	66.6 1200m	0:11.04 1200m	1:23.07 [8] (0:14.29)	1:08.78 [8] (0:11.04)	0:57.74 [9] (0:11.41)	0:46.33 [8] (0:11.65)	0:34.68 [8] (0:11.35)	0:23.33 [8] (0:11.23)	0:34.68	+1			
9	4	BATTLEFIELD Robbie Dolan	3	67.4 1200m	0:10.90 1200m	1:23.31 [9] (0:14.43)	1:08.88 [9] (0:10.90)	0:57.98 [8] (0:11.30)	0:46.68 [7] (0:11.45)	0:35.23 [5] (0:11.22)	0:24.01 [4] (0:11.34)	0:35.23	-8			
10	7	TENZING Angela Jones	10	67.0 1200m	0:10.98 1200m	1:23.48 [10] (0:14.87)	1:08.61 [12] (0:10.98)	0:57.63 [12] (0:11.38)	0:46.25 [12] (0:11.62)	0:34.63 [12] (0:11.25)	0:23.38 [12] (0:11.16)	0:34.63	+0			

Scratched: Black Duke (#5), Space Tracker (#6), Weigall Tiger (#9), Prime Asset (#19), Most Dazzling (#20), Torabella (#13), Our Magnus (#17), Lord Of Biscay (#18)

Report Created: Sat 18 January 2025 17:45 GMT+1 (Note: Timing is based on position data)

Page 1/16

[] Ranking at each section and finish
 -:-:- No data available at this section
 NA No data available

SCN Saddle cloth number
 DNF Did not finish
 DNT Did not track

data processed by TRIPLES DATA



Eagle Farm QLD Professional

Race 9: GIRLS DAY OUT 1 MARCH Class 6 Plate - 1400m

18 January 2025 - 17:06



BRISBANE
RACING CLUB

Track Rating: Good 4, Weather: Overcast, Rail Position: +1m Entire

Section	Overall	1200m	1000m	800m	600m	400m	Last 600m
Field Times	1:22.49 (0:13.74)	1:08.75 (0:10.79)	0:57.96 (0:11.39)	0:46.57 (0:11.70)	0:34.87 (0:11.40)	0:23.47 (0:11.21)	0:34.87

Rank	TAB	Horse/Jockey	Barrier	Top Speed [km/h]	Fastest Section	Overall	1200m	1000m	800m	600m	400m	Last 600m	Distance Travelled [m]
11	3	ATLANTIC OCEAN	4	66.9	0:11.09	1:23.51 [11]	1:09.48 [5]	0:58.39 [6]	0:46.92 [6]	0:35.20 [7]	0:23.85 [7]	0:35.20	-2
		Bailey Wheeler		1200m	1200m	(0:14.03)	(0:11.09)	(0:11.47)	(0:11.72)	(0:11.35)	(0:11.26)		
12	14	IVAN'S HERO	1	66.5	0:10.95	1:23.66 [12]	1:09.64 [4]	0:58.69 [4]	0:47.41 [4]	0:35.89 [3]	0:24.45 [3]	0:35.89	-8
		Damien Thornton		1200m	1200m	(0:14.02)	(0:10.95)	(0:11.28)	(0:11.52)	(0:11.44)	(0:11.57)		

Scratched: Black Duke (#5), Space Tracker (#6), Weigall Tiger (#9), Prime Asset (#19), Most Dazzling (#20), Torabella (#13), Our Magnus (#17), Lord Of Biscay (#18)

[] Ranking at each section and finish
 -:-:-:- No data available at this section
 NA No data available

SCN Saddle cloth number
 DNF Did not finish
 DNT Did not track



Eagle Farm QLD Professional

Race 9: GIRLS DAY OUT 1 MARCH Class 6 Plate - 1400m

18 January 2025 - 17:06



BRISBANE
RACING CLUB

Track Rating: Good 4, Weather: Overcast, Rail Position: +1m Entire

Section							200m			Last 600m
Field Times							0:12.26			0:34.87
Rank	TAB	Horse/Jockey	Barrier	Top Speed [km/h]	Fastest Section	Margin				Distance Travelled [m]
1	1	GOLDEN DECADE Cody Collis	6	68.4 1200m	0:10.73 1200m	0:12.26 [1] (0:12.26)	1:22.49		0:34.86	
2	12	DREAM HOUR Andrew Mallyon	7	67.5 1200m	0:11.02 400m	0:11.74 [6] (0:11.74)	0.03L		0:33.95	-4
3	16	ADIELLA Justin Stanley	2	67.5 1200m	0:10.88 1200m	0:12.19 [2] (0:12.19)	0.59L		0:34.97	-7
4	15	ZOOLOGY Kyle Wilson-Taylor	11	67.6 1200m	0:10.88 1200m	0:12.06 [4] (0:12.06)	1.16L		0:34.55	-1
5	8	THE INFLECTOR Cejay Graham	5	66.9 1200m	0:10.94 1200m	0:12.18 [3] (0:12.18)	1.24L		0:34.91	-1
6	10	CUNNAMULLA FELLA Vlad Duric	8	68.3 400m	0:10.76 400m	0:11.90 [8] (0:11.90)	1.34L		0:33.90	-4
7	11	DEEP RESPECT James Orman	12	68.4 400m	0:10.99 1200m	0:12.03 [11] (0:12.03)	3.34L		0:34.28	-1
8	2	THE DROVER Sean Cormack	9	66.6 1200m	0:11.04 1200m	0:12.10 [10] (0:12.10)	3.38L		0:34.68	+1
9	4	BATTLEFIELD Robbie Dolan	3	67.4 1200m	0:10.90 1200m	0:12.67 [5] (0:12.67)	4.82L		0:35.23	-8
10	7	TENZING Angela Jones	10	67.0 1200m	0:10.98 1200m	0:12.22 [12] (0:12.22)	5.8L		0:34.63	+0

Scratched: Black Duke (#5), Space Tracker (#6), Weigall Tiger (#9), Prime Asset (#19), Most Dazzling (#20), Torabella (#13), Our Magnus (#17), Lord Of Biscay (#18)

[] Ranking at each section and finish
 -:-:- No data available at this section
 NA No data available

SCN Saddle cloth number
 DNF Did not finish
 DNT Did not track



Eagle Farm QLD Professional

Race 9: GIRLS DAY OUT 1 MARCH Class 6 Plate - 1400m

18 January 2025 - 17:06



BRISBANE
RACING CLUB

Track Rating: Good 4, Weather: Overcast, Rail Position: +1m Entire

Section							200m			Last 600m
Field Times							0:12.26 (0:12.26)			0:34.87
Rank	TAB	Horse/Jockey	Barrier	Top Speed [km/h]	Fastest Section	Margin			Distance Travelled [m]	
11	3	ATLANTIC OCEAN	4	66.9	0:11.09	0:12.59 [9]	6.01L		0:35.20	-2
		Bailey Wheeler		1200m	1200m	(0:12.59)				
12	14	IVAN'S HERO	1	66.5	0:10.95	0:12.88 [7]	6.87L		0:35.89	-8
		Damien Thornton		1200m	1200m	(0:12.88)				

Scratched: Black Duke (#5), Space Tracker (#6), Weigall Tiger (#9), Prime Asset (#19), Most Dazzling (#20), Torabella (#13), Our Magnus (#17), Lord Of Biscay (#18)

[] Ranking at each section and finish
 -:-:-:- No data available at this section
 NA No data available

SCN Saddle cloth number
 DNF Did not finish
 DNT Did not track



Horse/Jockey Name	Golden Decade
Final Rank	1
Fastest Section Time (Section)	0:10.73 (1200m)
Top Speed [km/h] (Section)	68.4 (1200m)
Race State	Finished



Eagle Farm QLD Professional

Race 9: GIRLS DAY OUT 1 MARCH Class 6 Plate - 1400m

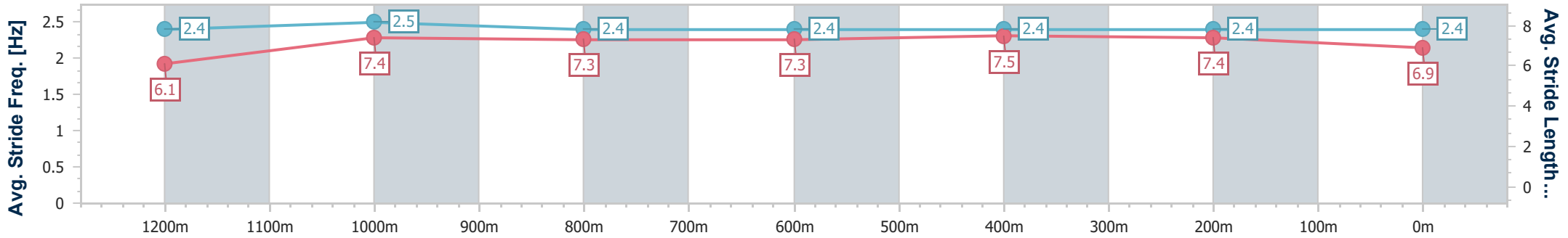
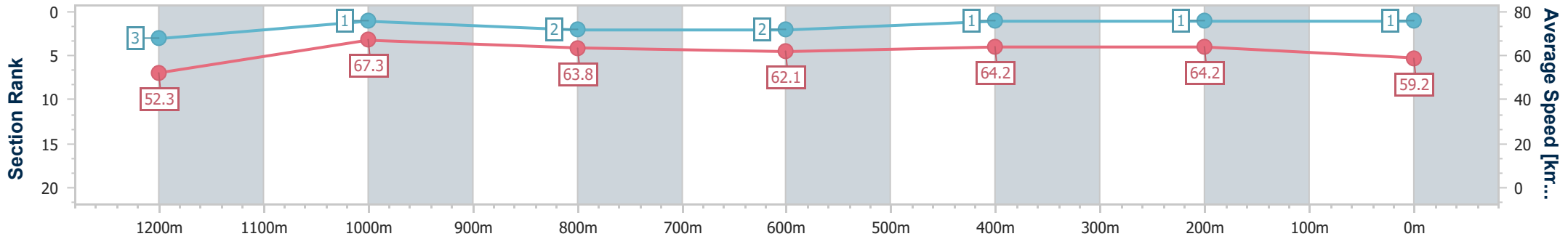
18 January 2025 - 17:06

Track Rating: Good 4, Weather: Overcast, Rail Position: +1m Entire



BRISBANE RACING CLUB

Section	Overall	1200m	1000m	800m	600m	400m	200m
Section Times	1:22.49 [1] (0:13.80)	1:08.69 [3] (0:10.73)	0:57.96 [1] (0:11.39)	0:46.57 [2] (0:11.71)	0:34.86 [2] (0:11.39)	0:23.47 [1] (0:11.21)	0:12.26 [1] (0:12.26)
Average Speed [km/h]	52.3	67.3	63.8	62.1	64.2	64.2	59.2
Top Speed [km/h]	66.7	68.4	64.5	63.2	65.3	65.5	62.1
Avg. Dist. to Rail [m]	6.8	4.2	2.4	2.0	3.3	10.1	10.4
Avg. Stride Freq. [Hz]	2.4	2.5	2.4	2.4	2.4	2.4	2.4
Avg. Stride Length [m]	6.1	7.4	7.3	7.3	7.5	7.4	6.9



- [] Ranking at each section and finish
- .-.- No data available at this section
- NA No data available



Horse/Jockey Name	Dream Hour
Final Rank	2
Fastest Section Time (Section)	0:11.02 (400m)
Top Speed [km/h] (Section)	67.5 (1200m)
Race State	Finished



Eagle Farm QLD Professional

Race 9: GIRLS DAY OUT 1 MARCH Class 6 Plate - 1400m

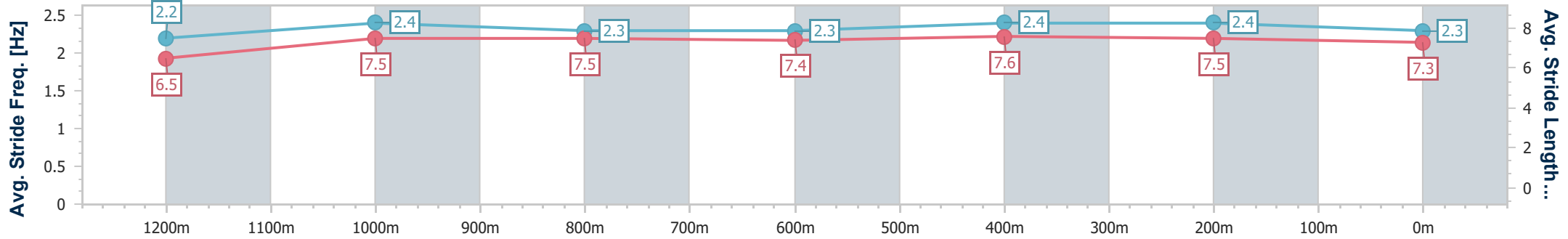
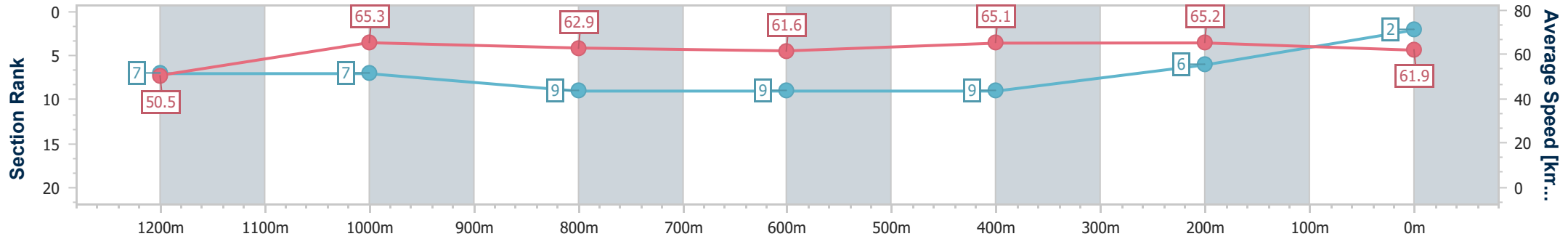
18 January 2025 - 17:06

Track Rating: Good 4, Weather: Overcast, Rail Position: +1m Entire



BRISBANE RACING CLUB

Section	Overall	1200m	1000m	800m	600m	400m	200m
Section Times	1:22.50 [2] (0:14.29)	1:08.21 [7] (0:11.03)	0:57.18 [7] (0:11.53)	0:45.65 [9] (0:11.70)	0:33.95 [9] (0:11.19)	0:22.76 [9] (0:11.02)	0:11.74 [6] (0:11.74)
Average Speed [km/h]	50.5	65.3	62.9	61.6	65.1	65.2	61.9
Top Speed [km/h]	65.0	67.5	64.2	62.9	66.1	66.4	63.9
Avg. Dist. to Rail [m]	5.2	2.4	1.2	0.5	1.8	5.8	5.3
Avg. Stride Freq. [Hz]	2.2	2.4	2.3	2.3	2.4	2.4	2.3
Avg. Stride Length [m]	6.5	7.5	7.5	7.4	7.6	7.5	7.3



- [] Ranking at each section and finish
- .-.- No data available at this section
- NA No data available



Horse/Jockey Name	Adiella
Final Rank	3
Fastest Section Time (Section)	0:10.88 (1200m)
Top Speed [km/h] (Section)	67.5 (1200m)
Race State	Finished



Eagle Farm QLD Professional

Race 9: GIRLS DAY OUT 1 MARCH Class 6 Plate - 1400m

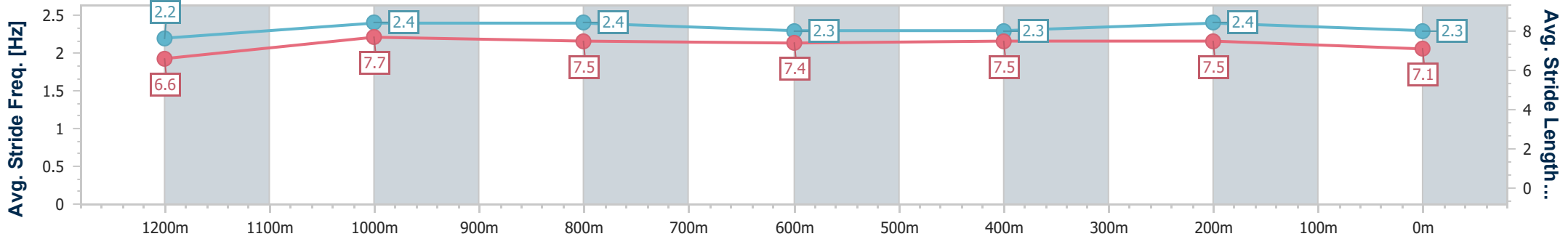
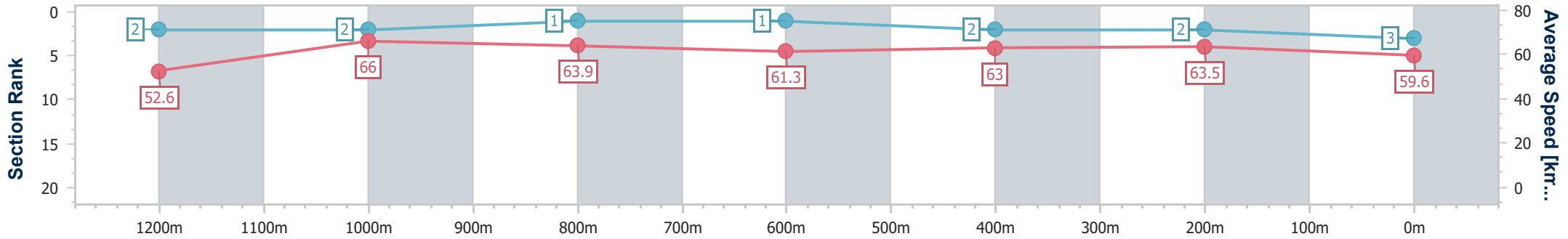
18 January 2025 - 17:06

Track Rating: Good 4, Weather: Overcast, Rail Position: +1m Entire



BRISBANE RACING CLUB

Section	Overall	1200m	1000m	800m	600m	400m	200m
Section Times	1:22.59 [3] (0:13.74)	1:08.85 [2] (0:10.88)	0:57.97 [2] (0:11.30)	0:46.67 [1] (0:11.70)	0:34.97 [1] (0:11.46)	0:23.51 [2] (0:11.32)	0:12.19 [2] (0:12.19)
Average Speed [km/h]	52.6	66.0	63.9	61.3	63.0	63.5	59.6
Top Speed [km/h]	64.9	67.5	66.6	62.4	64.8	65.1	61.5
Avg. Dist. to Rail [m]	2.9	1.5	0.7	0.8	1.3	6.6	8.2
Avg. Stride Freq. [Hz]	2.2	2.4	2.4	2.3	2.3	2.4	2.3
Avg. Stride Length [m]	6.6	7.7	7.5	7.4	7.5	7.5	7.1



- [] Ranking at each section and finish
- .-.- No data available at this section
- NA No data available



Horse/Jockey Name	Zoology
Final Rank	4
Fastest Section Time (Section)	0:10.88 (1200m)
Top Speed [km/h] (Section)	67.6 (1200m)
Race State	Finished



Eagle Farm QLD Professional

Race 9: GIRLS DAY OUT 1 MARCH Class 6 Plate - 1400m

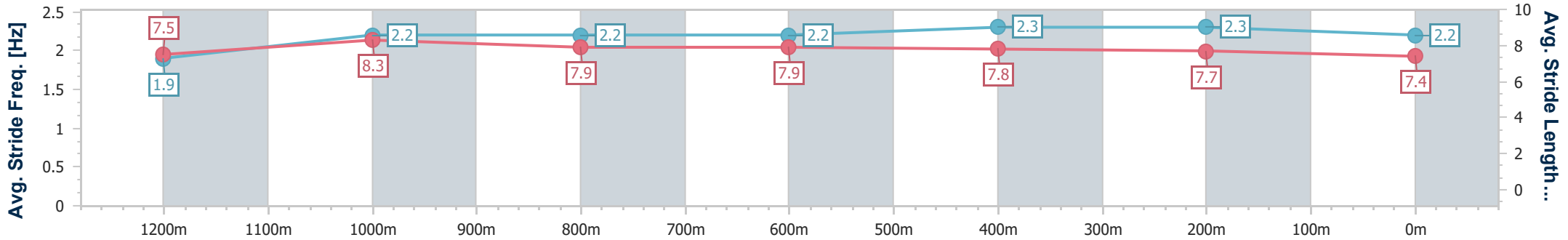
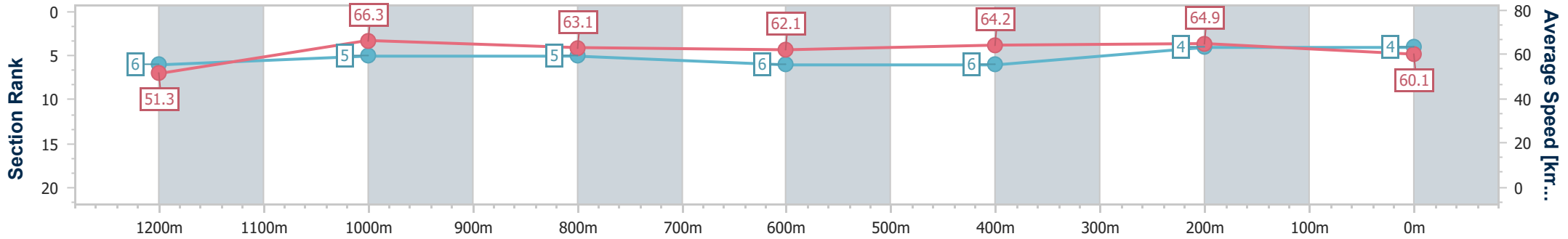
18 January 2025 - 17:06

Track Rating: Good 4, Weather: Overcast, Rail Position: +1m Entire



BRISBANE RACING CLUB

Section	Overall	1200m	1000m	800m	600m	400m	200m
Section Times	1:22.69 [4] (0:14.11)	1:08.58 [6] (0:10.88)	0:57.70 [5] (0:11.49)	0:46.21 [5] (0:11.66)	0:34.55 [6] (0:11.39)	0:23.16 [6] (0:11.10)	0:12.06 [4] (0:12.06)
Average Speed [km/h]	51.3	66.3	63.1	62.1	64.2	64.9	60.1
Top Speed [km/h]	65.0	67.6	65.0	63.2	66.4	66.8	62.3
Avg. Dist. to Rail [m]	9.5	4.6	1.8	0.5	3.3	11.3	11.9
Avg. Stride Freq. [Hz]	1.9	2.2	2.2	2.2	2.3	2.3	2.2
Avg. Stride Length [m]	7.5	8.3	7.9	7.9	7.8	7.7	7.4



- [] Ranking at each section and finish
- .-.- No data available at this section
- NA No data available



Horse/Jockey Name	The Inflictor
Final Rank	5
Fastest Section Time (Section)	0:10.94 (1200m)
Top Speed [km/h] (Section)	66.9 (1200m)
Race State	Finished



Eagle Farm QLD Professional

Race 9: GIRLS DAY OUT 1 MARCH Class 6 Plate - 1400m

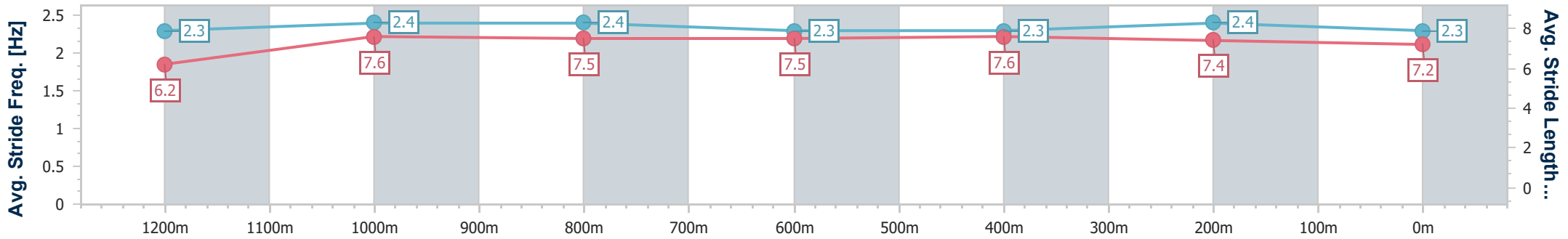
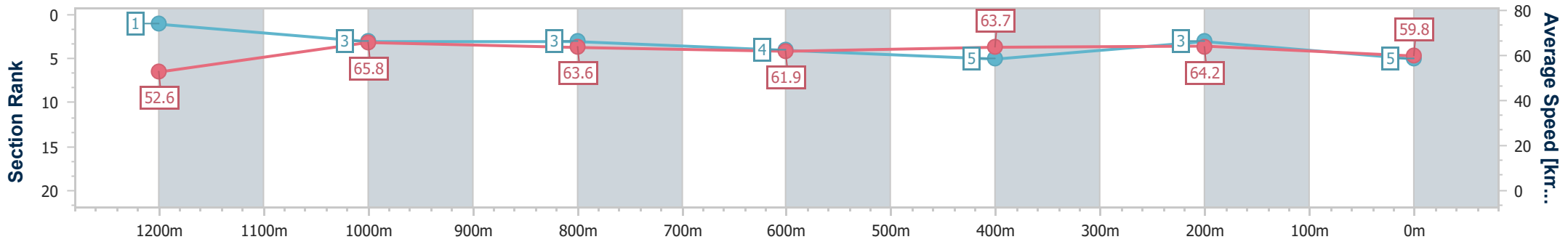
18 January 2025 - 17:06

Track Rating: Good 4, Weather: Overcast, Rail Position: +1m Entire



BRISBANE RACING CLUB

Section	Overall	1200m	1000m	800m	600m	400m	200m
Section Times	1:22.70 [5] (0:13.74)	1:08.96 [1] (0:10.94)	0:58.02 [3] (0:11.39)	0:46.63 [3] (0:11.72)	0:34.91 [4] (0:11.52)	0:23.39 [5] (0:11.21)	0:12.18 [3] (0:12.18)
Average Speed [km/h]	52.6	65.8	63.6	61.9	63.7	64.2	59.8
Top Speed [km/h]	65.8	66.9	64.9	62.4	65.7	66.2	61.7
Avg. Dist. to Rail [m]	5.2	0.8	1.2	1.5	4.0	9.2	10.1
Avg. Stride Freq. [Hz]	2.3	2.4	2.4	2.3	2.3	2.4	2.3
Avg. Stride Length [m]	6.2	7.6	7.5	7.5	7.6	7.4	7.2



- [] Ranking at each section and finish
- .-.- No data available at this section
- NA No data available



Horse/Jockey Name	Cunnamulla Fella
Final Rank	6
Fastest Section Time (Section)	0:10.76 (400m)
Top Speed [km/h] (Section)	68.3 (400m)
Race State	Finished



Eagle Farm QLD Professional

Race 9: GIRLS DAY OUT 1 MARCH Class 6 Plate - 1400m

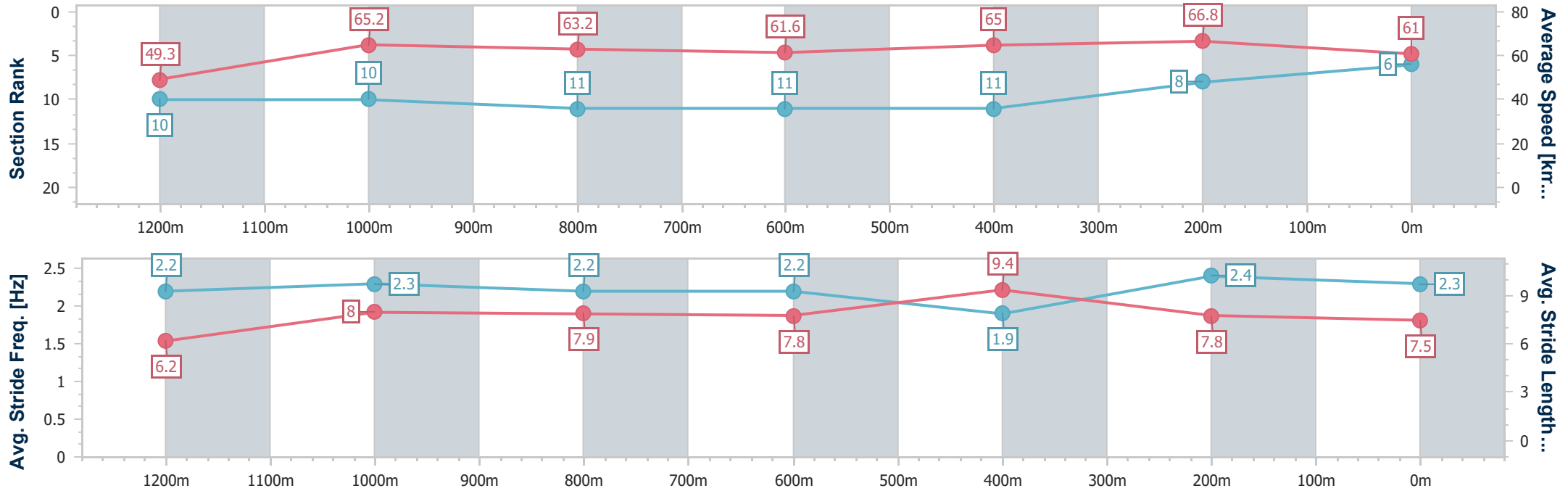
18 January 2025 - 17:06

Track Rating: Good 4, Weather: Overcast, Rail Position: +1m Entire



BRISBANE RACING CLUB

Section	Overall	1200m	1000m	800m	600m	400m	200m
Section Times	1:22.72 [6] (0:14.61)	1:08.11 [10] (0:11.08)	0:57.03 [10] (0:11.42)	0:45.61 [11] (0:11.71)	0:33.90 [11] (0:11.24)	0:22.66 [11] (0:10.76)	0:11.90 [8] (0:11.90)
Average Speed [km/h]	49.3	65.2	63.2	61.6	65.0	66.8	61.0
Top Speed [km/h]	63.5	66.1	64.9	63.3	67.7	68.3	65.6
Avg. Dist. to Rail [m]	4.9	1.6	0.6	0.7	2.8	6.8	7.1
Avg. Stride Freq. [Hz]	2.2	2.3	2.2	2.2	1.9	2.4	2.3
Avg. Stride Length [m]	6.2	8.0	7.9	7.8	9.4	7.8	7.5





Horse/Jockey Name	Deep Respect
Final Rank	7
Fastest Section Time (Section)	0:10.99 (1200m)
Top Speed [km/h] (Section)	68.4 (400m)
Race State	Finished



Eagle Farm QLD Professional

Race 9: GIRLS DAY OUT 1 MARCH Class 6 Plate - 1400m

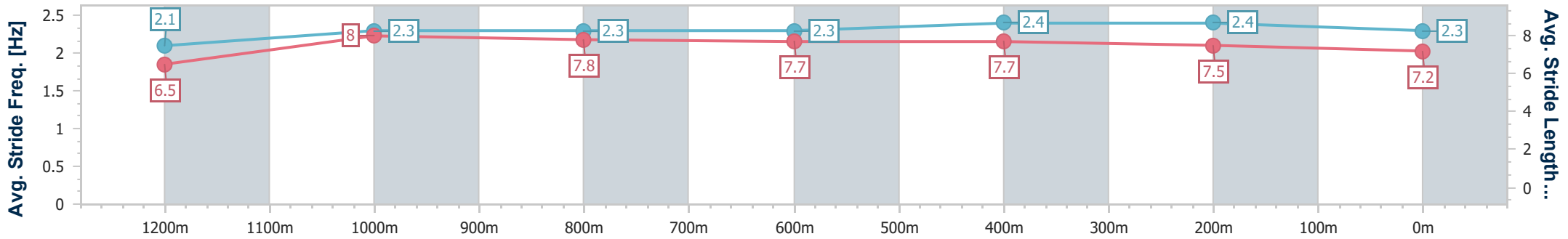
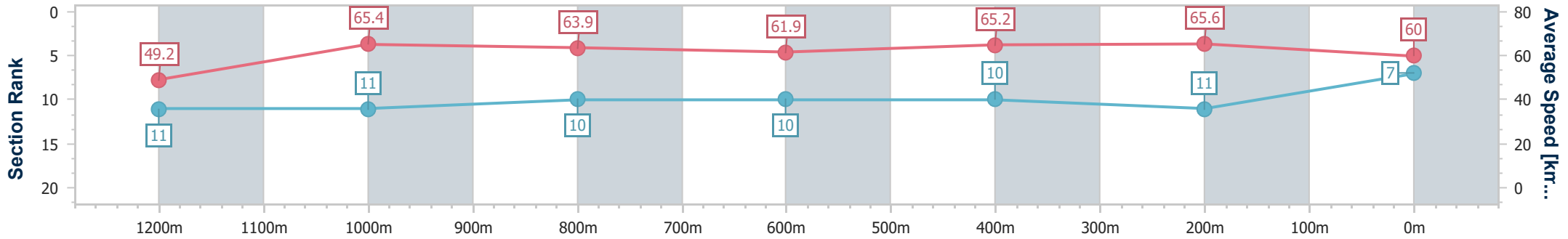
18 January 2025 - 17:06

Track Rating: Good 4, Weather: Overcast, Rail Position: +1m Entire



BRISBANE RACING CLUB

Section	Overall	1200m	1000m	800m	600m	400m	200m
Section Times	1:23.06 [7] (0:14.71)	1:08.35 [11] (0:10.99)	0:57.36 [11] (0:11.37)	0:45.99 [10] (0:11.71)	0:34.28 [10] (0:11.26)	0:23.02 [10] (0:10.99)	0:12.03 [11] (0:12.03)
Average Speed [km/h]	49.2	65.4	63.9	61.9	65.2	65.6	60.0
Top Speed [km/h]	62.1	66.9	66.1	63.8	67.8	68.4	63.1
Avg. Dist. to Rail [m]	8.7	3.3	1.8	1.3	4.1	11.7	12.6
Avg. Stride Freq. [Hz]	2.1	2.3	2.3	2.3	2.4	2.4	2.3
Avg. Stride Length [m]	6.5	8.0	7.8	7.7	7.7	7.5	7.2



- [] Ranking at each section and finish
- .-.- No data available at this section
- NA No data available



Horse/Jockey Name	The Drover
Final Rank	8
Fastest Section Time (Section)	0:11.04 (1200m)
Top Speed [km/h] (Section)	66.6 (1200m)
Race State	Finished



Eagle Farm QLD Professional

Race 9: GIRLS DAY OUT 1 MARCH Class 6 Plate - 1400m

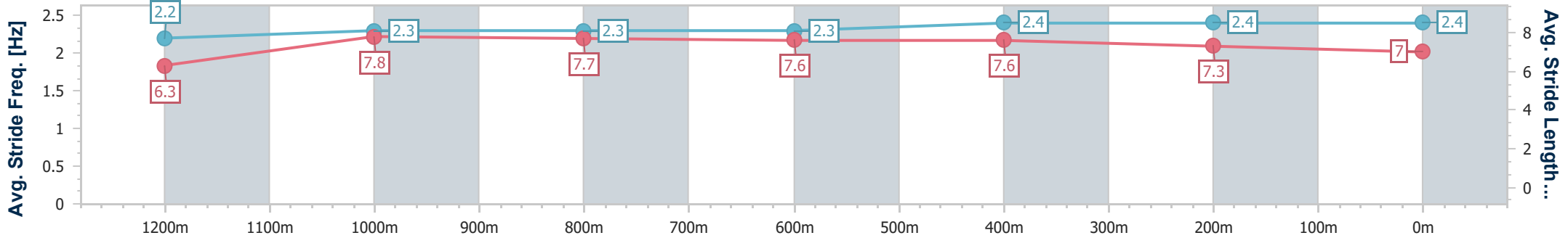
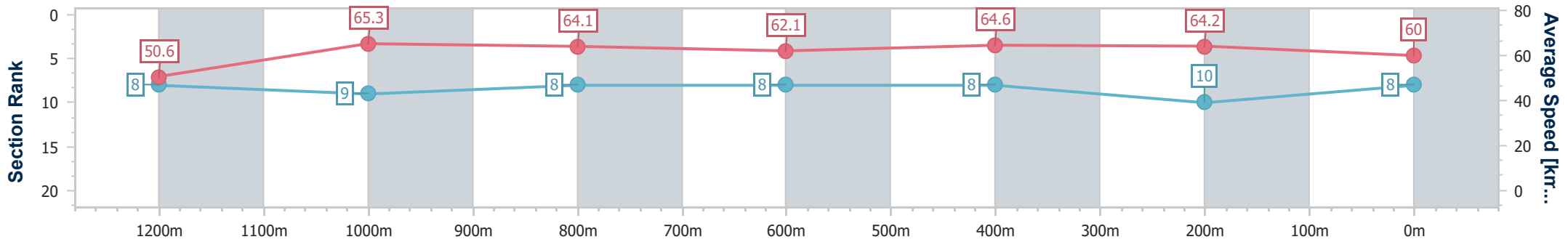
18 January 2025 - 17:06

Track Rating: Good 4, Weather: Overcast, Rail Position: +1m Entire



BRISBANE RACING CLUB

Section	Overall	1200m	1000m	800m	600m	400m	200m
Section Times	1:23.07 [8] (0:14.29)	1:08.78 [8] (0:11.04)	0:57.74 [9] (0:11.41)	0:46.33 [8] (0:11.65)	0:34.68 [8] (0:11.35)	0:23.33 [8] (0:11.23)	0:12.10 [10] (0:12.10)
Average Speed [km/h]	50.6	65.3	64.1	62.1	64.6	64.2	60.0
Top Speed [km/h]	64.0	66.6	65.6	63.0	66.2	65.9	61.5
Avg. Dist. to Rail [m]	8.1	4.1	2.5	1.3	4.0	10.4	10.5
Avg. Stride Freq. [Hz]	2.2	2.3	2.3	2.3	2.4	2.4	2.4
Avg. Stride Length [m]	6.3	7.8	7.7	7.6	7.6	7.3	7.0



- [] Ranking at each section and finish
- .-.- No data available at this section
- NA No data available



Horse/Jockey Name	Battlefield
Final Rank	9
Fastest Section Time (Section)	0:10.90 (1200m)
Top Speed [km/h] (Section)	67.4 (1200m)
Race State	Finished



Eagle Farm QLD Professional

Race 9: GIRLS DAY OUT 1 MARCH Class 6 Plate - 1400m

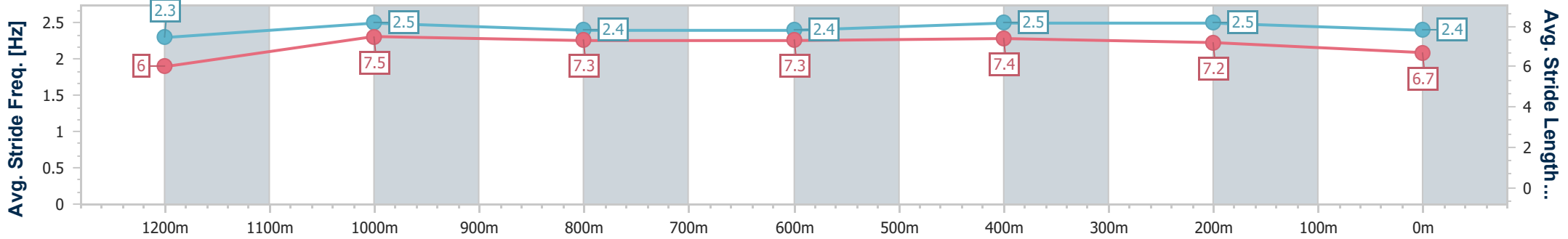
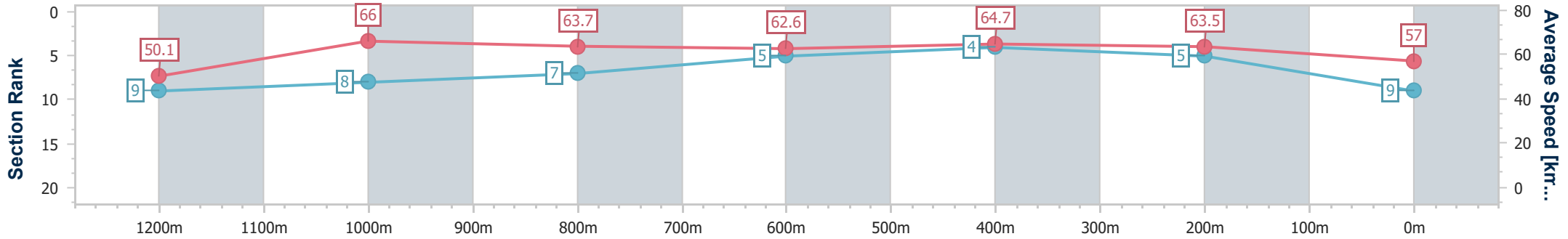
18 January 2025 - 17:06

Track Rating: Good 4, Weather: Overcast, Rail Position: +1m Entire



BRISBANE RACING CLUB

Section	Overall	1200m	1000m	800m	600m	400m	200m
Section Times	1:23.31 [9] (0:14.43)	1:08.88 [9] (0:10.90)	0:57.98 [8] (0:11.30)	0:46.68 [7] (0:11.45)	0:35.23 [5] (0:11.22)	0:24.01 [4] (0:11.34)	0:12.67 [5] (0:12.67)
Average Speed [km/h]	50.1	66.0	63.7	62.6	64.7	63.5	57.0
Top Speed [km/h]	63.6	67.4	66.4	64.8	66.6	66.2	60.5
Avg. Dist. to Rail [m]	3.2	0.8	0.5	0.6	1.5	8.4	10.1
Avg. Stride Freq. [Hz]	2.3	2.5	2.4	2.4	2.5	2.5	2.4
Avg. Stride Length [m]	6.0	7.5	7.3	7.3	7.4	7.2	6.7



- [] Ranking at each section and finish
- .-.- No data available at this section
- NA No data available



Horse/Jockey Name	Tenzing
Final Rank	10
Fastest Section Time (Section)	0:10.98 (1200m)
Top Speed [km/h] (Section)	67.0 (1200m)
Race State	Finished



Eagle Farm QLD Professional

Race 9: GIRLS DAY OUT 1 MARCH Class 6 Plate - 1400m

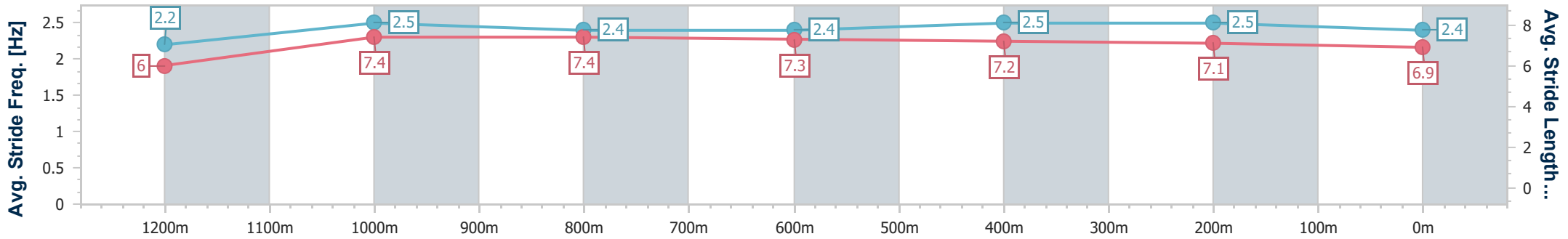
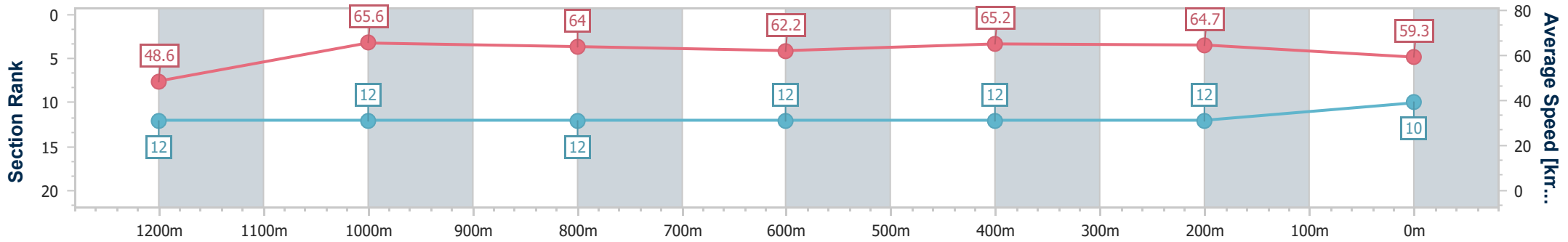
18 January 2025 - 17:06

Track Rating: Good 4, Weather: Overcast, Rail Position: +1m Entire



BRISBANE RACING CLUB

Section	Overall	1200m	1000m	800m	600m	400m	200m
Section Times	1:23.48 [10] (0:14.87)	1:08.61 [12] (0:10.98)	0:57.63 [12] (0:11.38)	0:46.25 [12] (0:11.62)	0:34.63 [12] (0:11.25)	0:23.38 [12] (0:11.16)	0:12.22 [12] (0:12.22)
Average Speed [km/h]	48.6	65.6	64.0	62.2	65.2	64.7	59.3
Top Speed [km/h]	62.2	67.0	65.7	64.2	66.4	66.7	62.8
Avg. Dist. to Rail [m]	7.2	2.1	1.9	0.8	4.1	14.5	15.2
Avg. Stride Freq. [Hz]	2.2	2.5	2.4	2.4	2.5	2.5	2.4
Avg. Stride Length [m]	6.0	7.4	7.4	7.3	7.2	7.1	6.9



- [] Ranking at each section and finish
- .-.- No data available at this section
- NA No data available



Horse/Jockey Name	Atlantic Ocean
Final Rank	11
Fastest Section Time (Section)	0:11.09 (1200m)
Top Speed [km/h] (Section)	66.9 (1200m)
Race State	Finished



Eagle Farm QLD Professional

Race 9: GIRLS DAY OUT 1 MARCH Class 6 Plate - 1400m

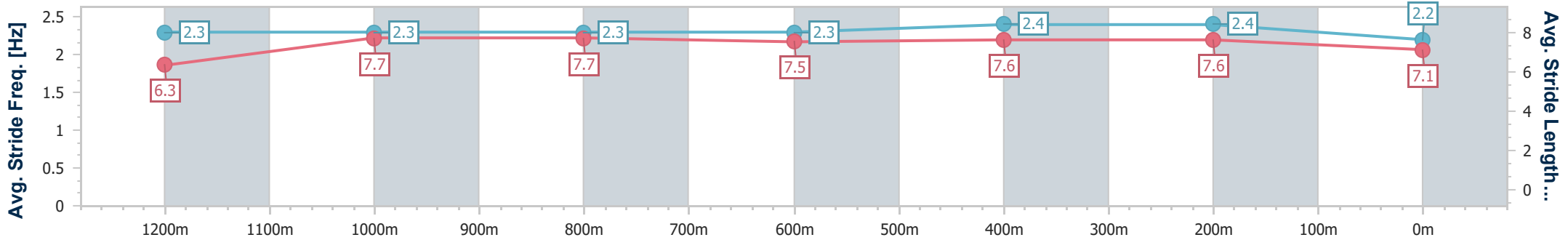
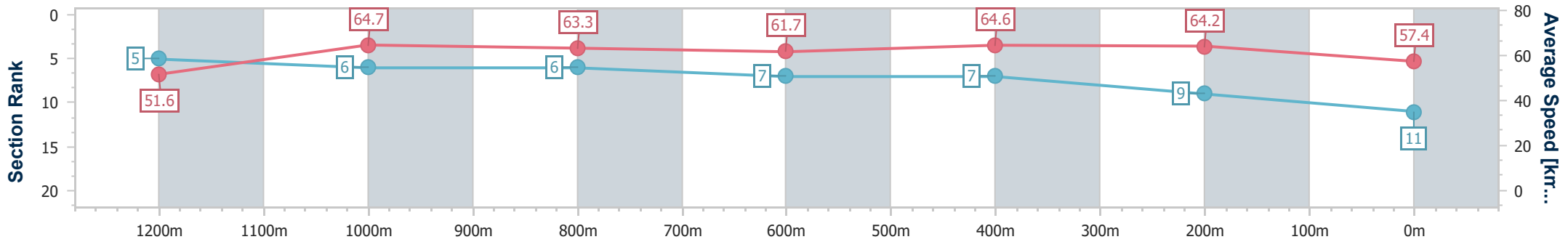
18 January 2025 - 17:06

Track Rating: Good 4, Weather: Overcast, Rail Position: +1m Entire



BRISBANE RACING CLUB

Section	Overall	1200m	1000m	800m	600m	400m	200m
Section Times	1:23.51 [11] (0:14.03)	1:09.48 [5] (0:11.09)	0:58.39 [6] (0:11.47)	0:46.92 [6] (0:11.72)	0:35.20 [7] (0:11.35)	0:23.85 [7] (0:11.26)	0:12.59 [9] (0:12.59)
Average Speed [km/h]	51.6	64.7	63.3	61.7	64.6	64.2	57.4
Top Speed [km/h]	65.2	66.9	64.0	63.1	66.8	65.6	61.0
Avg. Dist. to Rail [m]	4.4	2.3	1.1	1.2	3.8	9.1	10.3
Avg. Stride Freq. [Hz]	2.3	2.3	2.3	2.3	2.4	2.4	2.2
Avg. Stride Length [m]	6.3	7.7	7.7	7.5	7.6	7.6	7.1



- [] Ranking at each section and finish
- .-.- No data available at this section
- NA No data available



Horse/Jockey Name	Ivan's Hero
Final Rank	12
Fastest Section Time (Section)	0:10.95 (1200m)
Top Speed [km/h] (Section)	66.5 (1200m)
Race State	Finished



Eagle Farm QLD Professional

Race 9: GIRLS DAY OUT 1 MARCH Class 6 Plate - 1400m

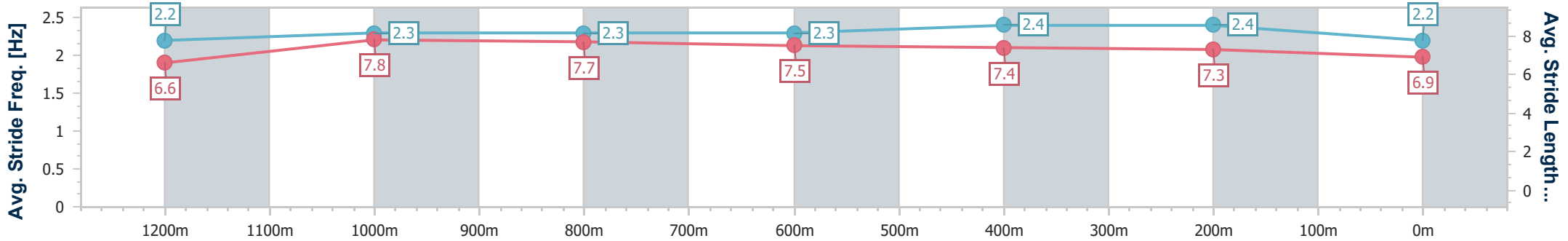
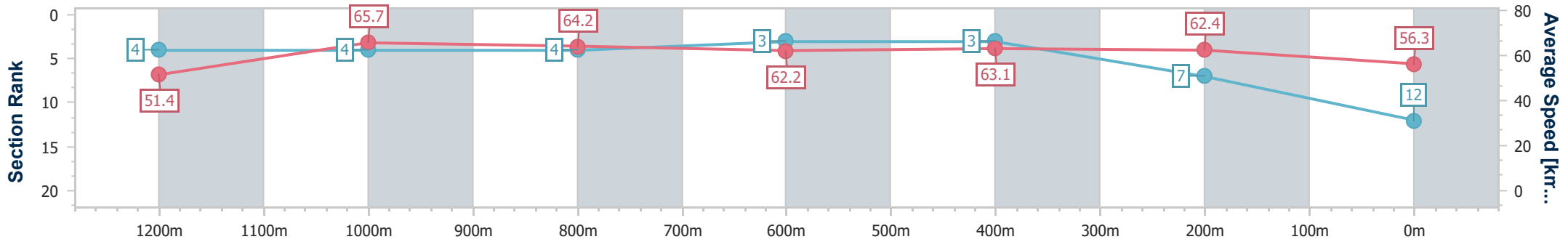
18 January 2025 - 17:06

Track Rating: Good 4, Weather: Overcast, Rail Position: +1m Entire



BRISBANE RACING CLUB

Section	Overall	1200m	1000m	800m	600m	400m	200m
Section Times	1:23.66 [12] (0:14.02)	1:09.64 [4] (0:10.95)	0:58.69 [4] (0:11.28)	0:47.41 [4] (0:11.52)	0:35.89 [3] (0:11.44)	0:24.45 [3] (0:11.57)	0:12.88 [7] (0:12.88)
Average Speed [km/h]	51.4	65.7	64.2	62.2	63.1	62.4	56.3
Top Speed [km/h]	65.2	66.5	64.9	63.4	64.3	63.7	59.7
Avg. Dist. to Rail [m]	2.6	2.4	0.6	0.9	1.3	6.9	6.3
Avg. Stride Freq. [Hz]	2.2	2.3	2.3	2.3	2.4	2.4	2.2
Avg. Stride Length [m]	6.6	7.8	7.7	7.5	7.4	7.3	6.9



- [] Ranking at each section and finish
- .-.- No data available at this section
- NA No data available