



Townsville QLD Professional

Race 3: COCA COLA OPEN Handicap - 1300m

18 January 2025 - 14:15



Track Rating: Good 4, Weather: Fine, Rail Position: +2m 1000m-W/Post; True Remainder

Section	Overall	1200m	1000m	800m	600m	400m	Last 600m						
Field Times	1:16.61 (0:08.91)	1:07.70 (0:11.33)	0:56.37 (0:11.16)	0:45.21 (0:10.87)	0:34.34 (0:10.81)	0:23.53 (0:11.37)	0:34.34						
Rank	TAB	Horse/Jockey	Barrier	Top Speed [km/h]	Fastest Section							Distance Travelled [m]	
1	4	INCHING CLOSER Wanderson D'Avila	7	67.7 800m	0:08.98 Overall	1:16.61 [1] (0:08.98)	1:07.63 [2] (0:11.30)	0:56.33 [2] (0:11.18)	0:45.15 [2] (0:10.92)	0:34.23 [2] (0:11.02)	0:23.21 [2] (0:11.26)	0:34.23	
2	2	FODOR Ryan Wiggins	3	66.8 800m	0:08.91 Overall	1:16.71 [2] (0:08.91)	1:07.80 [1] (0:11.33)	0:56.47 [1] (0:11.16)	0:45.31 [1] (0:10.87)	0:34.44 [1] (0:10.81)	0:23.63 [1] (0:11.37)	0:34.44	-13
3	7	STICK TO YOUR GUNS McKenzie Apel	1	67.3 600m	0:09.25 Overall	1:16.89 [3] (0:09.25)	1:07.64 [4] (0:11.25)	0:56.39 [4] (0:11.21)	0:45.18 [4] (0:10.99)	0:34.19 [4] (0:10.83)	0:23.36 [3] (0:11.19)	0:34.19	-3
4	6	REGGIE'S BOY Adam Sewell	2	67.5 600m	0:09.04 Overall	1:16.93 [4] (0:09.04)	1:07.89 [3] (0:11.36)	0:56.53 [3] (0:11.15)	0:45.38 [3] (0:11.03)	0:34.35 [3] (0:11.03)	0:23.32 [4] (0:11.28)	0:34.35	-5
5	3	BRAD Chelsea Jokic	4	68.0 600m	0:09.35 Overall	1:16.97 [5] (0:09.35)	1:07.62 [5] (0:11.42)	0:56.20 [6] (0:11.12)	0:45.08 [6] (0:11.08)	0:34.00 [6] (0:10.75)	0:23.25 [5] (0:11.21)	0:34.00	-2
6	5	MYSTERY 'N' MAGIC Tyler Leslight	6	66.6 600m	0:09.53 Overall	1:17.10 [6] (0:09.53)	1:07.57 [7] (0:11.40)	0:56.17 [7] (0:11.15)	0:45.02 [7] (0:11.07)	0:33.95 [7] (0:11.04)	0:22.91 [7] (0:11.16)	0:33.95	-2
7	1	OUTBACK ACTION Liv O'Donnell	5	67.6 800m	0:09.48 Overall	1:18.13 [7] (0:09.48)	1:08.65 [6] (0:11.22)	0:57.43 [5] (0:11.09)	0:46.34 [5] (0:11.06)	0:35.28 [5] (0:11.18)	0:24.10 [6] (0:11.48)	0:35.28	-3



Townsville QLD Professional

Race 3: COCA COLA OPEN Handicap - 1300m

18 January 2025 - 14:15



Track Rating: Good 4, Weather: Fine, Rail Position: +2m 1000m-W/Post; True Remainder

Section				200m				Last 600m	
Field Times				0:12.16 (0:12.16)				0:34.34	
Rank	TAB	Horse/Jockey	Barrier	Top Speed [km/h]	Fastest Section	Margin			Distance Travelled [m]
1	4	INCHING CLOSER Wanderson D'Avila	7	67.7 800m	0:08.98 Overall	0:11.95 [2] (0:11.95)	1:16.61		0:34.23
2	2	FODOR Ryan Wiggins	3	66.8 800m	0:08.91 Overall	0:12.26 [1] (0:12.26)	0.56L		0:34.44 -13
3	7	STICK TO YOUR GUNS McKenzie Apel	1	67.3 600m	0:09.25 Overall	0:12.17 [3] (0:12.17)	1.66L		0:34.19 -3
4	6	REGGIE'S BOY Adam Sewell	2	67.5 600m	0:09.04 Overall	0:12.04 [4] (0:12.04)	1.85L		0:34.35 -5
5	3	BRAD Chelsea Jokic	4	68.0 600m	0:09.35 Overall	0:12.04 [5] (0:12.04)	2.13L		0:34.00 -2
6	5	MYSTERY 'N' MAGIC Tyler Leslight	6	66.6 600m	0:09.53 Overall	0:11.75 [6] (0:11.75)	2.87L		0:33.95 -2
7	1	OUTBACK ACTION Liv O'Donnell	5	67.6 800m	0:09.48 Overall	0:12.62 [7] (0:12.62)	8.93L		0:35.28 -3



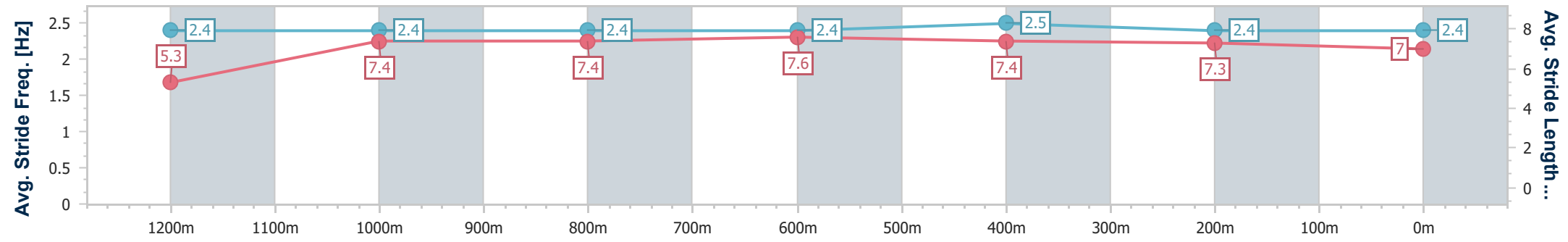
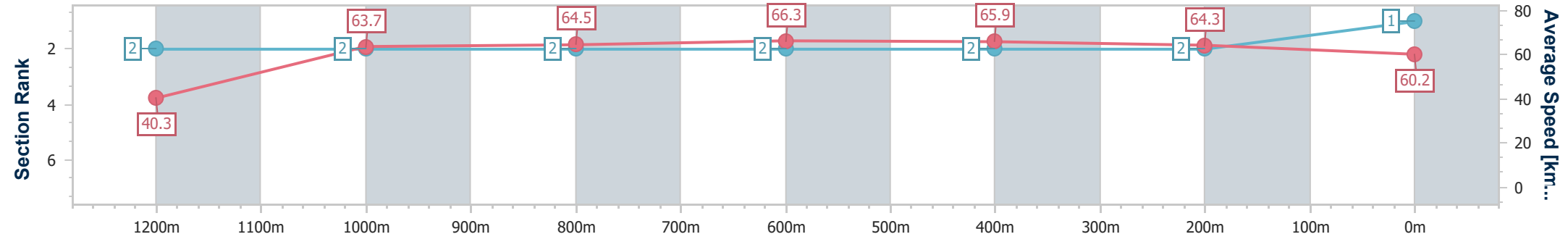
Horse/Jockey Name	Inching Closer
Final Rank	1
Fastest Section Time (Section)	0:08.98 (Overall)
Top Speed [km/h] (Section)	67.7 (800m)
Race State	Finished



Townsville QLD Professional
 Race 3: COCA COLA OPEN Handicap - 1300m
 18 January 2025 - 14:15
 Track Rating: Good 4, Weather: Fine, Rail Position: +2m 1000m-
 W/Post; True Remainder



Section	Overall	1200m	1000m	800m	600m	400m	200m
Section Times	1:16.61 [1] (0:08.98)	1:07.63 [2] (0:11.30)	0:56.33 [2] (0:11.18)	0:45.15 [2] (0:10.92)	0:34.23 [2] (0:11.02)	0:23.21 [2] (0:11.26)	0:11.95 [2] (0:11.95)
Average Speed [km/h]	40.3	63.7	64.5	66.3	65.9	64.3	60.2
Top Speed [km/h]	60.8	64.8	65.8	67.7	67.5	66.2	63.8
Avg. Dist. to Rail [m]	8.2	1.0	1.0	1.3	1.8	2.1	1.8
Avg. Stride Freq. [Hz]	2.4	2.4	2.4	2.4	2.5	2.4	2.4
Avg. Stride Length [m]	5.3	7.4	7.4	7.6	7.4	7.3	7.0



- [] Ranking at each section and finish
- .-.- No data available at this section
- NA No data available



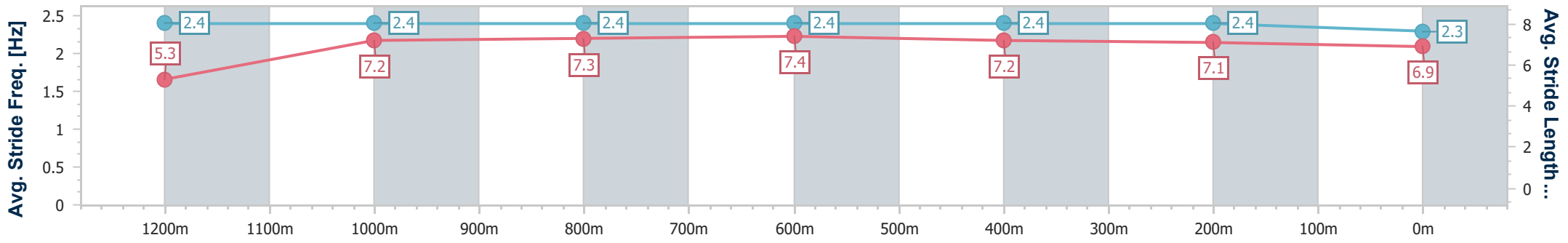
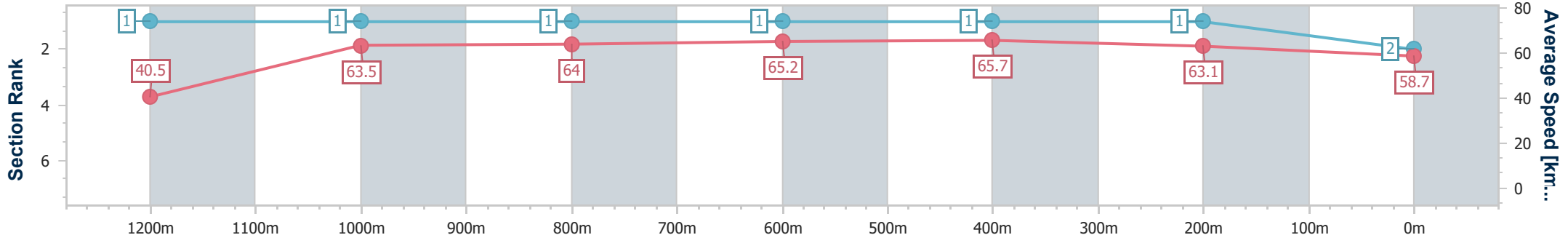
Horse/Jockey Name	Fodor
Final Rank	2
Fastest Section Time (Section)	0:08.91 (Overall)
Top Speed [km/h] (Section)	66.8 (800m)
Race State	Finished



Townsville QLD Professional
 Race 3: COCA COLA OPEN Handicap - 1300m
 18 January 2025 - 14:15
 Track Rating: Good 4, Weather: Fine, Rail Position: +2m 1000m-
 W/Post; True Remainder



Section	Overall	1200m	1000m	800m	600m	400m	200m
Section Times	1:16.71 [2] (0:08.91)	1:07.80 [1] (0:11.33)	0:56.47 [1] (0:11.16)	0:45.31 [1] (0:10.87)	0:34.44 [1] (0:10.81)	0:23.63 [1] (0:11.37)	0:12.26 [1] (0:12.26)
Average Speed [km/h]	40.5	63.5	64.0	65.2	65.7	63.1	58.7
Top Speed [km/h]	62.5	64.4	65.3	66.8	66.5	64.8	61.1
Avg. Dist. to Rail [m]	6.5	0.7	1.6	2.9	3.0	1.3	2.1
Avg. Stride Freq. [Hz]	2.4	2.4	2.4	2.4	2.4	2.4	2.3
Avg. Stride Length [m]	5.3	7.2	7.3	7.4	7.2	7.1	6.9



- [] Ranking at each section and finish
- .-.- No data available at this section
- NA No data available



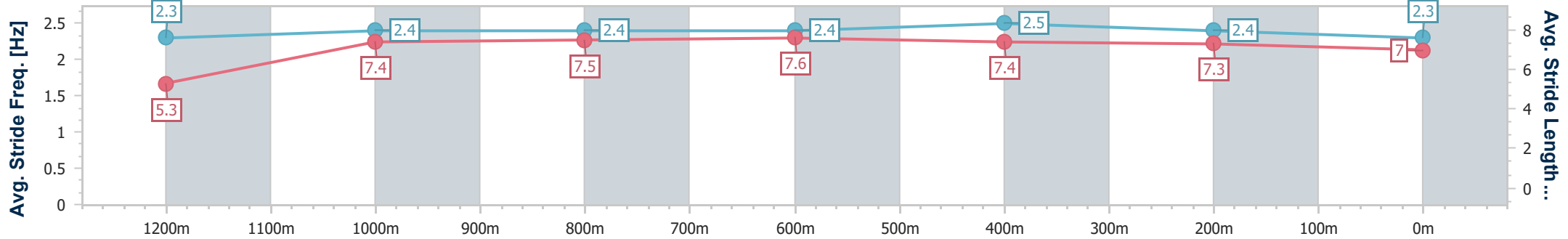
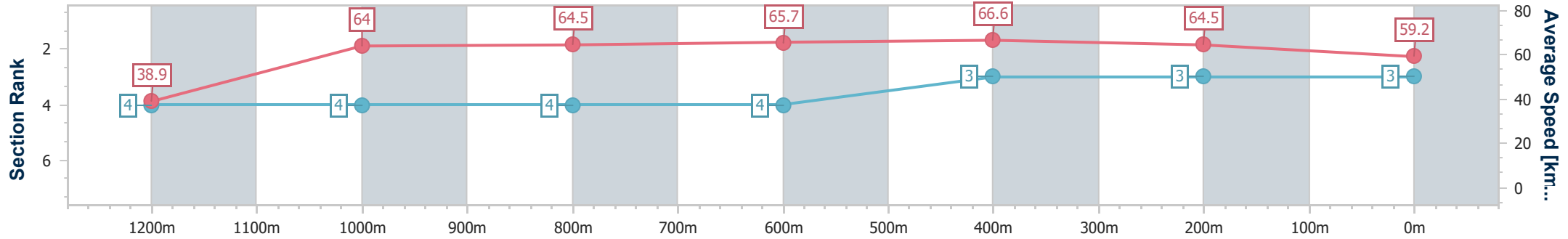
Horse/Jockey Name	Stick To Your Guns
Final Rank	3
Fastest Section Time (Section)	0:09.25 (Overall)
Top Speed [km/h] (Section)	67.3 (600m)
Race State	Finished



Townsville QLD Professional
 Race 3: COCA COLA OPEN Handicap - 1300m
 18 January 2025 - 14:15
 Track Rating: Good 4, Weather: Fine, Rail Position: +2m 1000m-
 W/Post; True Remainder



Section	Overall	1200m	1000m	800m	600m	400m	200m
Section Times	1:16.89 [3] (0:09.25)	1:07.64 [4] (0:11.25)	0:56.39 [4] (0:11.21)	0:45.18 [4] (0:10.99)	0:34.19 [4] (0:10.83)	0:23.36 [3] (0:11.19)	0:12.17 [3] (0:12.17)
Average Speed [km/h]	38.9	64.0	64.5	65.7	66.6	64.5	59.2
Top Speed [km/h]	62.2	65.0	66.7	67.1	67.3	66.0	61.7
Avg. Dist. to Rail [m]	4.3	0.7	1.1	0.8	0.5	3.8	6.8
Avg. Stride Freq. [Hz]	2.3	2.4	2.4	2.4	2.5	2.4	2.3
Avg. Stride Length [m]	5.3	7.4	7.5	7.6	7.4	7.3	7.0



- [] Ranking at each section and finish
- .-.- No data available at this section
- NA No data available



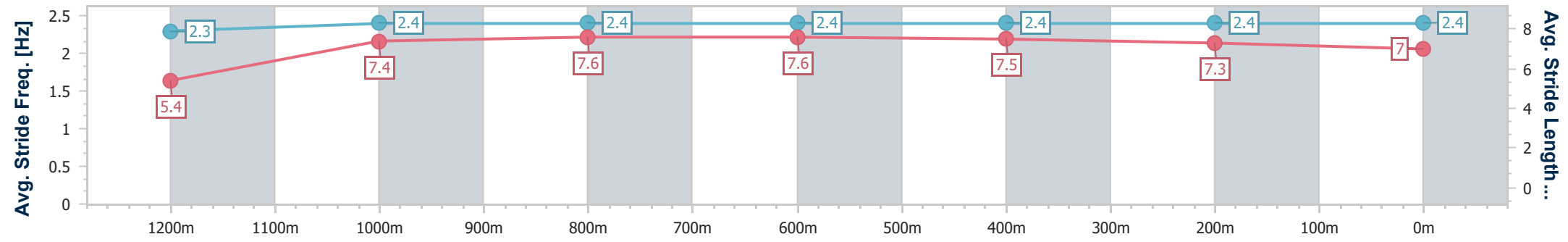
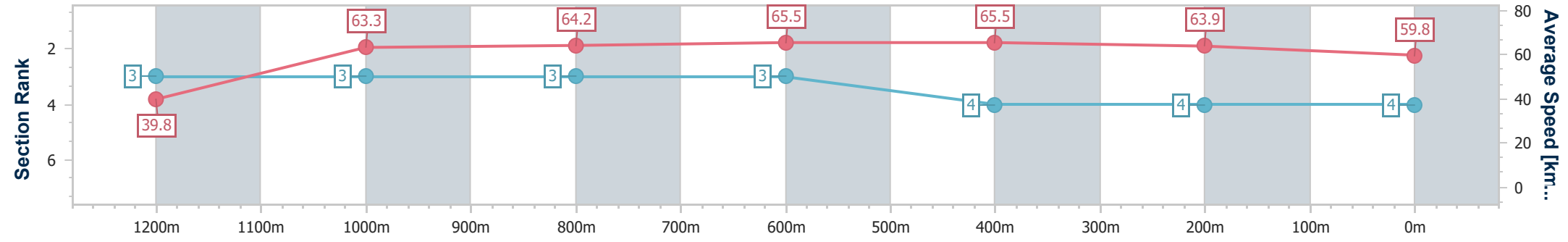
Horse/Jockey Name	Reggie's Boy
Final Rank	4
Fastest Section Time (Section)	0:09.04 (Overall)
Top Speed [km/h] (Section)	67.5 (600m)
Race State	Finished



Townsville QLD Professional
 Race 3: COCA COLA OPEN Handicap - 1300m
 18 January 2025 - 14:15
 Track Rating: Good 4, Weather: Fine, Rail Position: +2m 1000m-
 W/Post; True Remainder



Section	Overall	1200m	1000m	800m	600m	400m	200m
Section Times	1:16.93 [4] (0:09.04)	1:07.89 [3] (0:11.36)	0:56.53 [3] (0:11.15)	0:45.38 [3] (0:11.03)	0:34.35 [3] (0:11.03)	0:23.32 [4] (0:11.28)	0:12.04 [4] (0:12.04)
Average Speed [km/h]	39.8	63.3	64.2	65.5	65.5	63.9	59.8
Top Speed [km/h]	60.6	64.7	66.8	67.2	67.5	65.2	63.0
Avg. Dist. to Rail [m]	4.4	0.8	1.1	0.6	0.7	0.9	2.8
Avg. Stride Freq. [Hz]	2.3	2.4	2.4	2.4	2.4	2.4	2.4
Avg. Stride Length [m]	5.4	7.4	7.6	7.6	7.5	7.3	7.0



- [] Ranking at each section and finish
- .-.- No data available at this section
- NA No data available



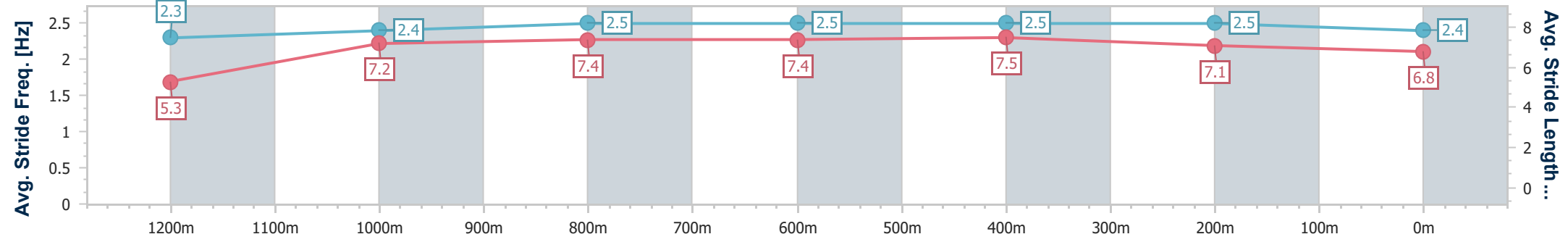
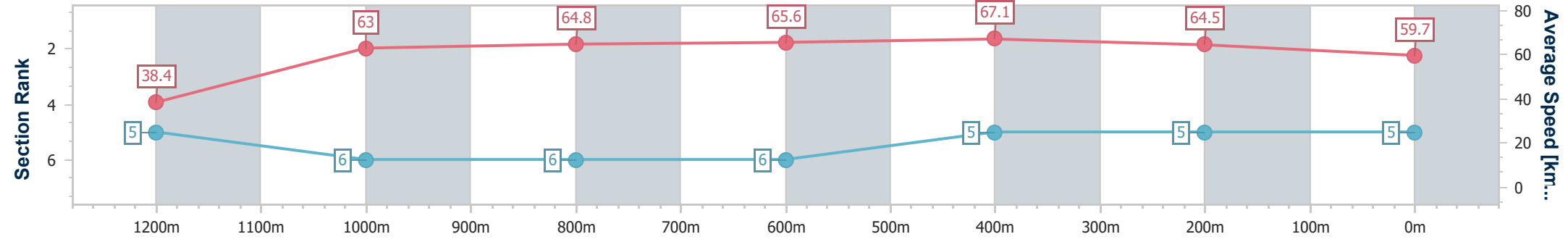
Horse/Jockey Name	Brad
Final Rank	5
Fastest Section Time (Section)	0:09.35 (Overall)
Top Speed [km/h] (Section)	68.0 (600m)
Race State	Finished



Townsville QLD Professional
Race 3: COCA COLA OPEN Handicap - 1300m
 18 January 2025 - 14:15
 Track Rating: Good 4, Weather: Fine, Rail Position: +2m 1000m-
 W/Post; True Remainder



Section	Overall	1200m	1000m	800m	600m	400m	200m
Section Times	1:16.97 [5] (0:09.35)	1:07.62 [5] (0:11.42)	0:56.20 [6] (0:11.12)	0:45.08 [6] (0:11.08)	0:34.00 [6] (0:10.75)	0:23.25 [5] (0:11.21)	0:12.04 [5] (0:12.04)
Average Speed [km/h]	38.4	63.0	64.8	65.6	67.1	64.5	59.7
Top Speed [km/h]	62.2	64.8	66.0	67.3	68.0	67.3	62.3
Avg. Dist. to Rail [m]	5.7	0.8	1.7	1.8	0.6	3.5	6.7
Avg. Stride Freq. [Hz]	2.3	2.4	2.5	2.5	2.5	2.5	2.4
Avg. Stride Length [m]	5.3	7.2	7.4	7.4	7.5	7.1	6.8



- [] Ranking at each section and finish
- .-.- No data available at this section
- NA No data available



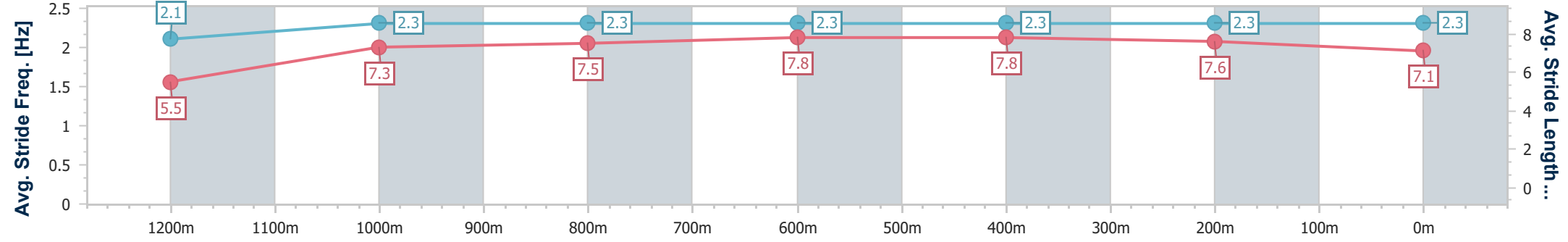
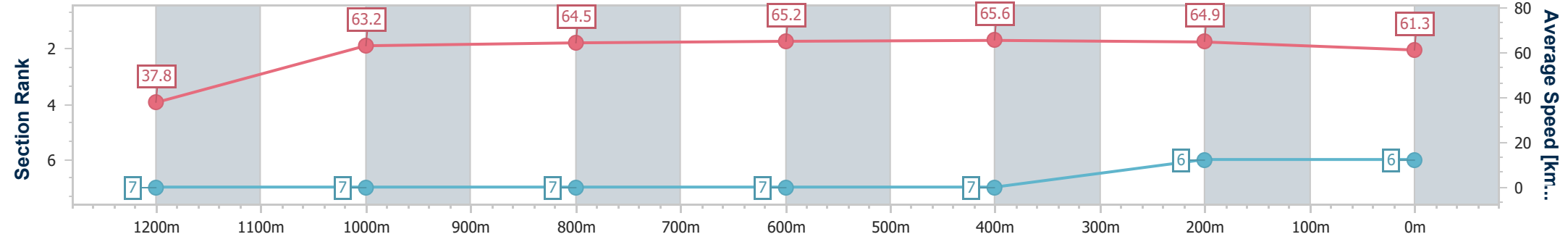
Horse/Jockey Name	Mystery 'N' Magic
Final Rank	6
Fastest Section Time (Section)	0:09.53 (Overall)
Top Speed [km/h] (Section)	66.6 (600m)
Race State	Finished



Townsville QLD Professional
Race 3: COCA COLA OPEN Handicap - 1300m
 18 January 2025 - 14:15
 Track Rating: Good 4, Weather: Fine, Rail Position: +2m 1000m-
 W/Post; True Remainder



Section	Overall	1200m	1000m	800m	600m	400m	200m						
Section Times	1:17.10 [6] (0:09.53)	1:07.57 [7] (0:11.40)	0:56.17 [7] (0:11.15)	0:45.02 [7] (0:11.07)	0:33.95 [7] (0:11.04)	0:22.91 [7] (0:11.16)	0:11.75 [6] (0:11.75)						
Average Speed [km/h]	37.8	63.2	64.5	65.2	65.6	64.9	61.3						
Top Speed [km/h]	60.3	64.3	65.6	65.9	66.6	65.5	64.4						
Avg. Dist. to Rail [m]	7.9	0.9	1.1	0.8	1.3	3.0	3.6						
Avg. Stride Freq. [Hz]	2.1	2.3	2.3	2.3	2.3	2.3	2.3						
Avg. Stride Length [m]	5.5	7.3	7.5	7.8	7.8	7.6	7.1						



- [] Ranking at each section and finish
- .-.- No data available at this section
- NA No data available



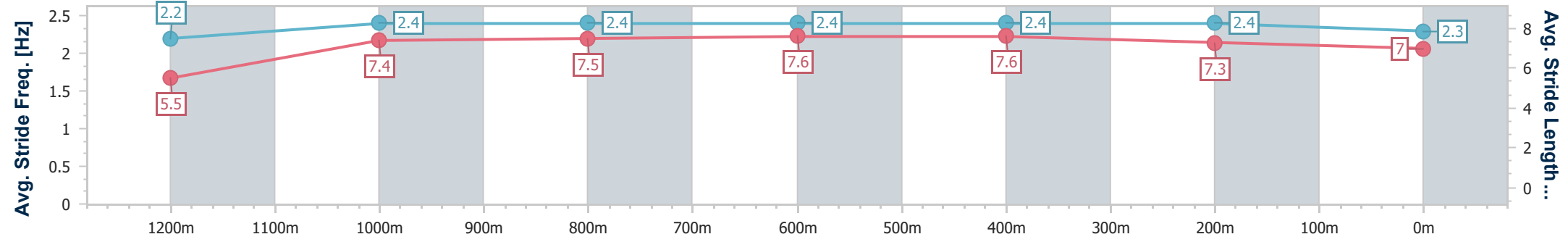
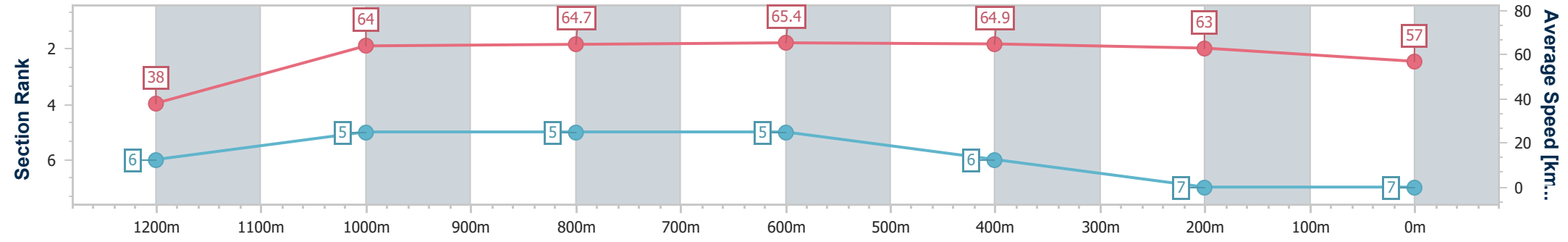
Horse/Jockey Name	Outback Action
Final Rank	7
Fastest Section Time (Section)	0:09.48 (Overall)
Top Speed [km/h] (Section)	67.6 (800m)
Race State	Finished



Townsville QLD Professional
 Race 3: COCA COLA OPEN Handicap - 1300m
 18 January 2025 - 14:15
 Track Rating: Good 4, Weather: Fine, Rail Position: +2m 1000m-
 W/Post; True Remainder



Section	Overall	1200m	1000m	800m	600m	400m	200m
Section Times	1:18.13 [7] (0:09.48)	1:08.65 [6] (0:11.22)	0:57.43 [5] (0:11.09)	0:46.34 [5] (0:11.06)	0:35.28 [5] (0:11.18)	0:24.10 [6] (0:11.48)	0:12.62 [7] (0:12.62)
Average Speed [km/h]	38.0	64.0	64.7	65.4	64.9	63.0	57.0
Top Speed [km/h]	60.8	65.4	66.1	67.6	67.5	65.6	61.8
Avg. Dist. to Rail [m]	5.6	1.3	1.4	1.2	1.5	2.3	3.0
Avg. Stride Freq. [Hz]	2.2	2.4	2.4	2.4	2.4	2.4	2.3
Avg. Stride Length [m]	5.5	7.4	7.5	7.6	7.6	7.3	7.0



- [] Ranking at each section and finish
- .-.- No data available at this section
- NA No data available